



City of Franklin

Mailing Address:
109 3rd Ave S
Franklin, TN 37064
(615) 791-3217

Meeting Agenda

Budget & Finance Committee

Thursday, February 19, 2026

3:00 PM

Eastern Flank Event Facility

CALL TO ORDER

SETTING OF THE AGENDA

1. Consideration Of Changes In Agenda And Setting The Agenda
 - i. Discussion Of Removal Of Items From Consent/Changes Not Requiring A Vote
 - ii. Proposed Changes To The Agenda
 - iii. Approval Of Agenda As Submitted Or Changed

CITIZEN COMMENTS (Open for citizens to be heard on any issue or concern, including those related to items on the agenda. Please submit a Speaker Card at the beginning of the meeting if you would like to address the Board/Commission. If you would like to speak on an agenda item, the Chair will hold your comment until the public comment period associated with the item. As provided by law, Boards/Commissions shall make no decisions or consideration of action of citizen comments for items not on the agenda, except to refer the matter to the City Administrator/Staff for administrative consideration, or to a schedule the matter for consideration at a later date. Those addressing the Board/Commission are requested to come to the microphone and identify themselves by name and address for the official record. The Chair may restrict the period for public comment, including the length of the public comment period, the number of individuals who can speak and the length of time each individual may speak. When time allows, the standard individual public comment time is two minutes.)

Comments on agenda items may be made in person or by emailing recorder@franklintn.gov before noon on the day of the meeting. Comments will be submitted for the record.

NEW BUSINESS

2. Budget Presentation - Finance & Administration

Sponsors: Kristine Brock, Margaret Wilson, Jessica Davey, Jason Potts, Kevin Townsel, Brad Wilson

3. Budget Presentation - Governance & Management

Sponsors: Eric Stuckey, Angie Skarp, Milissa Reiersen, Shauna Billingsley, Michael Walters Young

4. Financial Report For 1st Quarter Of FY 2026

Sponsors: Margaret Wilson

5. Monthly Reports For February 2026

Sponsors: Margaret Wilson

OTHER BUSINESS

ADJOURN

Anyone needing accommodations due to disabilities please contact the ADA Coordinator at 615-791-3277 at least 24 hours prior to the meeting.



File #: 26-0206

DATE: 2/19/2026
TO: Budget & Finance Committee
FROM: Kristine Brock, Asst. City Administrator/CFO
Margaret Wilson, Finance Director
Jessica Davey, Director of Billing & Licensing
Jason Potts, IT Director
Kevin Townsel, Director of Human Resources
Brad Wilson, Facilities Project Manager

SUBJECT:

Budget Presentation - Finance & Administration

PURPOSE:

The purpose of this memorandum is to provide information to the Franklin Board of Mayor and Aldermen (BOMA) concerning the FY 2027 Budget Request for the Finance & Administration Program (Including Finance, Facilities, Human Resources, Billing & Licensing/City Court Clerk and Information Technology Departments).

BACKGROUND/STAFF COMMENTS:

Each year, the Budget & Finance Committee reviews the detailed budget of each City Department. At the meetings in February, March, and April, departmental staff makes a presentation of the plans for the next budget cycle and the requested funding for those anticipated needs. This provides the Committee with an idea of the size and scope of budget requests that may be included in the City Administrator's proposed budget, which is typically delivered at the May committee meeting.

This year each program area of the City's Operations - Governance & Management, Public Safety, Finance & Administration, Community & Economic Development and Public Works will present as a unit to the Budget & Finance Committee during meetings in February and March. This presentation will encompass those departments in Finance and Administration.

While traditional static files in Adobe Acrobat are attached to this agenda item, please click the links below to access the individual fund stories:

[Finance Budget](#)
[Billing & Licensing Budget](#)

[Municipal Court Budget](#)

[Information Technology Budget](#)

[Human Resources Budget](#)

[Project & Facilities Management Budget](#)

FINANCIAL IMPACT:

The financial impact varies by department, depending on the increase in population, the required services, equipment replacement needs, and program enhancements.

RECOMMENDATION:

Staff recommends review of the budget materials. No action is required.



City of Franklin, Tennessee

FY 2027 Operating Budget

Finance & Administration

Finance – Billing & Licensing – Municipal Court
Information Technology – Human Resources
Project & Facilities Management



City of Franklin, Tennessee - FY 2027 Budget Request

Program: Finance & Administration

Slide 2

Outline

- Finance
- Billing & Licensing & Municipal Court
- Information Technology
- Human Resources
- Project & Facilities Management



City of Franklin, Tennessee

FY 2027 Operating Budget

Finance

Kristine Brock, Assistant City Administrator/CFO
Margaret Wilson, Finance Director



City of Franklin, Tennessee - FY 2027 Budget Request

Finance

Purpose of Department

Finance oversees the security and management of the City's financial interests. The department also plans and executes the issuance of short-term and long-term borrowing.

Finance provides a variety of financial services for the City of Franklin. These include: (1) financial accounting and reporting, (2) investment of temporarily idle funds, (3) maintaining and reconciling City bank accounts, (4) issuing employee payroll, (5) issuing vendor payments, (6) internal audits, and (7) ensuring that the annual external financial audit is conducted.



City of Franklin, Tennessee - FY 2027 Budget Request

Finance

Purpose of Department (cont.)

Purchasing provides a variety of services for the City of Franklin. These include: (1) support the City's end-user departments in the policy-compliant procurement of products and services, (2) strive for the City to receive maximum value for every purchase of the City, (3) strive to preserve and enhance the public trust in the manner in which the City conducts its purchasing.



City of Franklin, Tennessee - FY 2027 Budget Request

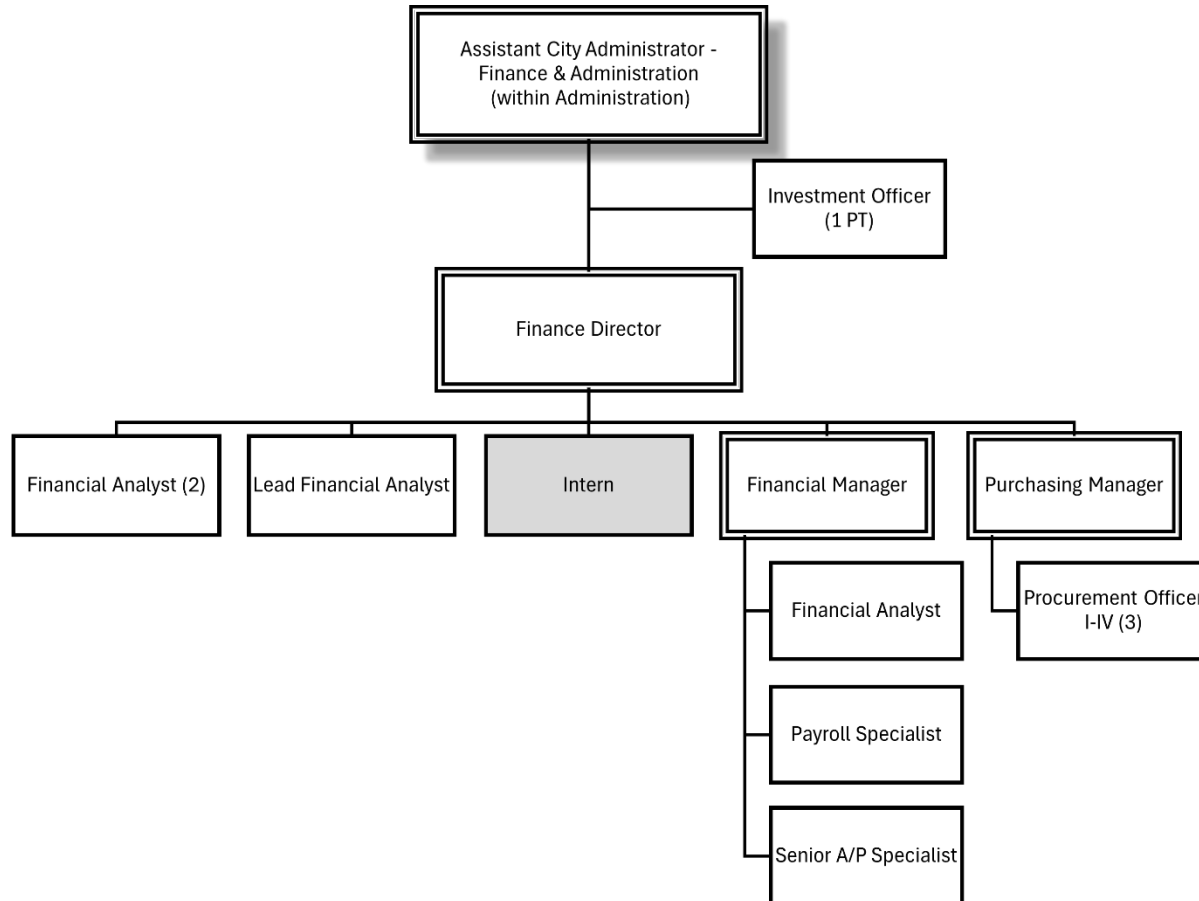
Finance

Slide 6

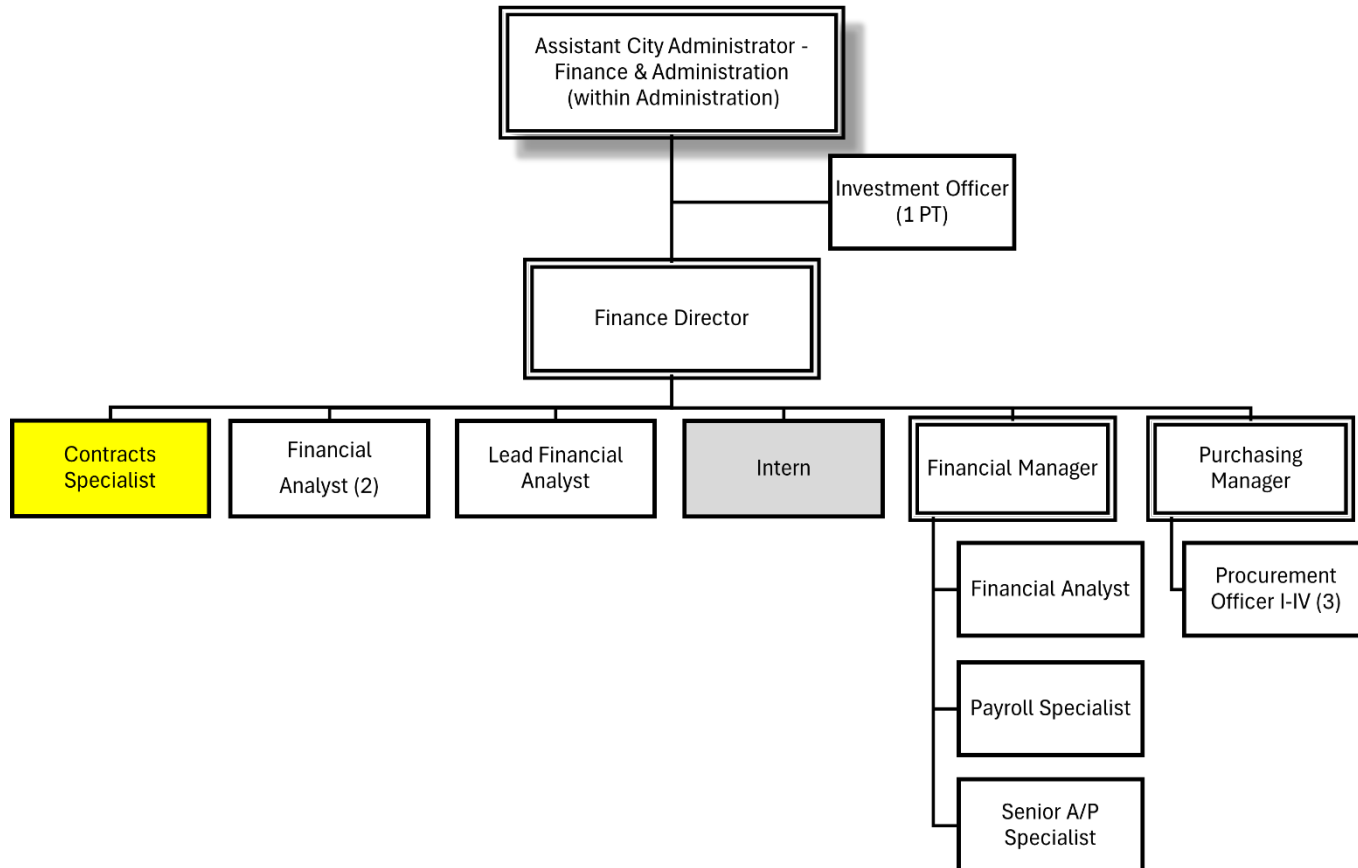
Accomplishments

- Received no audit findings from the FY 2025 audit.
- Implemented GASB 101 for the 2025 annual report.
- Financial Analysts continued learning and documenting various processes.
- Continued to manage the transition the merging of Finance & Purchasing.
- Updated the Purchasing Requisition Portal.

Organization Chart



Proposed Organization Chart





City of Franklin, Tennessee - FY 2027 Budget Request

Finance

Base Budget:

Personnel

FY2026: \$1,621,324

FY2027: \$1,655,402

Increase of \$34,078 or 2.1%.

Operations

With Interfund Transfers:

FY 2026 Budget: (\$4,673)

FY 2027 Budget: \$6,299

Without Interfund Transfers:

FY 2026 Budget: \$227,993

FY 2027 Budget: \$238,965

Increase of \$10,972 or 4.8%.



City of Franklin, Tennessee - FY 2027 Budget Request

Finance

Program Enhancement Requests

The department is requesting 1 program enhancement

Contracts Specialist	\$ 103,482
Total	\$ 103,482

Summary

The Finance department is poised in FY 2027 to continue its role in supporting the various boards and departments of the City to deliver the high quality of services our citizens have come to expect. We are proud of our accomplishments and will look to build upon them in the upcoming year.

As always remember, *Public procurement is a team effort!*

34th Consecutive Year



FY 2025 Audit

0

**Audit
Findings**



City of Franklin, Tennessee
FY 2027 Operating Budget Request

Billing & Licensing Department Municipal Court

Jessica Davey

Billing & Licensing Director

Municipal Court Clerk



City of Franklin, Tennessee - FY 2027 Budget Request

Billing & Licensing and Municipal Court

Slide 13

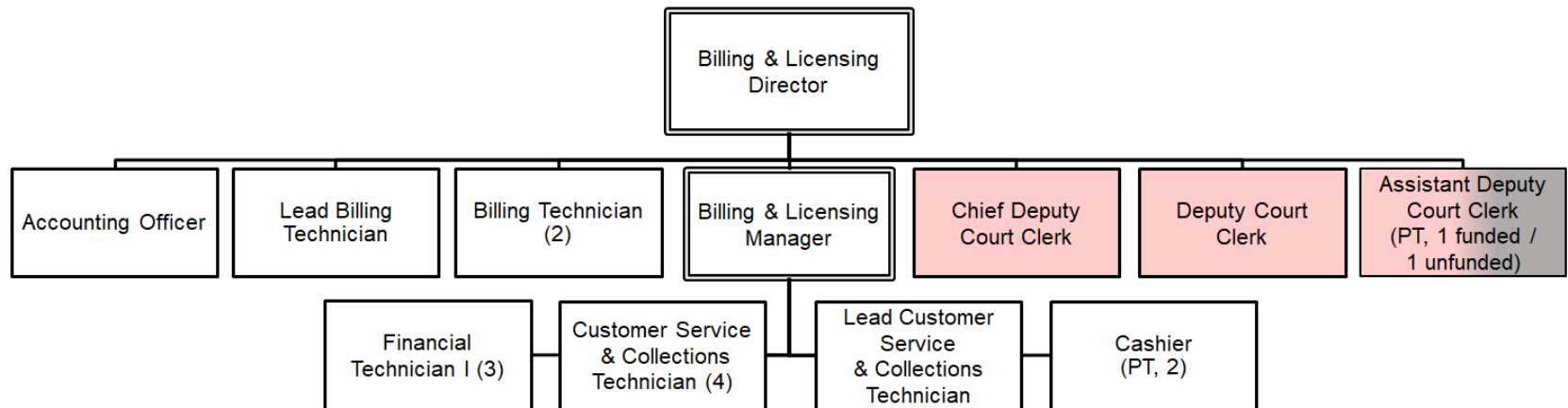
Purpose of Department

Billing & Licensing:

The Billing & Licensing department performs billing services, collection services, and provides customer service for the City of Franklin Utility Department (Water and Wastewater), Stormwater Division, and the Sanitation & Environmental Services Department. The department collects and processes business taxes, alcohol taxes, state shared taxes, and hotel/motel taxes. In addition, B&L processes numerous permits for our citizens.

Organization Chart

Billing & Licensing:



Guide: White: Billing & Licensing | Salmon: Municipal Court | Grey: Unfunded

Base Budget Request: Personnel

Billing & Licensing:

We currently have budgeted 14 full-time and 2 part-time employees. We had one new hire in FY26 and have enjoyed being fully staffed with an amazing team!

In this year's budget we are not requesting any changes to personnel.

FY2026: \$1,589,858

FY2027: \$1,610,287

Increase of \$20,429 or 1.3% due to an assumed increase in Medical Premiums and Retirement Benefit costs.



City of Franklin, Tennessee - FY 2027 Budget Request

Billing & Licensing and Municipal Court

Slide 16

Base Budget Request: Operations

Billing & Licensing:

With Interfund Transfers:

FY 2026: (\$728,917)

FY 2027: (\$733,772)

Without Interfund Transfers:

FY 2026: \$507,615

FY 2027: \$502,760

Decrease of \$4,855 or 0.95%.

Summary

Interim Location Success

Continued delivery of high-quality customer service from our temporary office. 2025 YTD in person and drop box payments total 11,572.

Call Volume & Team Performance

From January through mid-November 2025, our 16-member team successfully managed nearly 33,000 customer calls, positioning us to exceed 37,000 calls by year-end.

Looking Ahead

We remain committed to exceptional service and continuous innovation in how we engage our customers. In FY27, we plan to launch online access for Beer Permit applications and annual tax payments—making these processes more convenient, efficient, and accessible.



City of Franklin, Tennessee - FY 2027 Budget Request

Billing & Licensing and Municipal Court

Purpose of Department

Municipal Court:

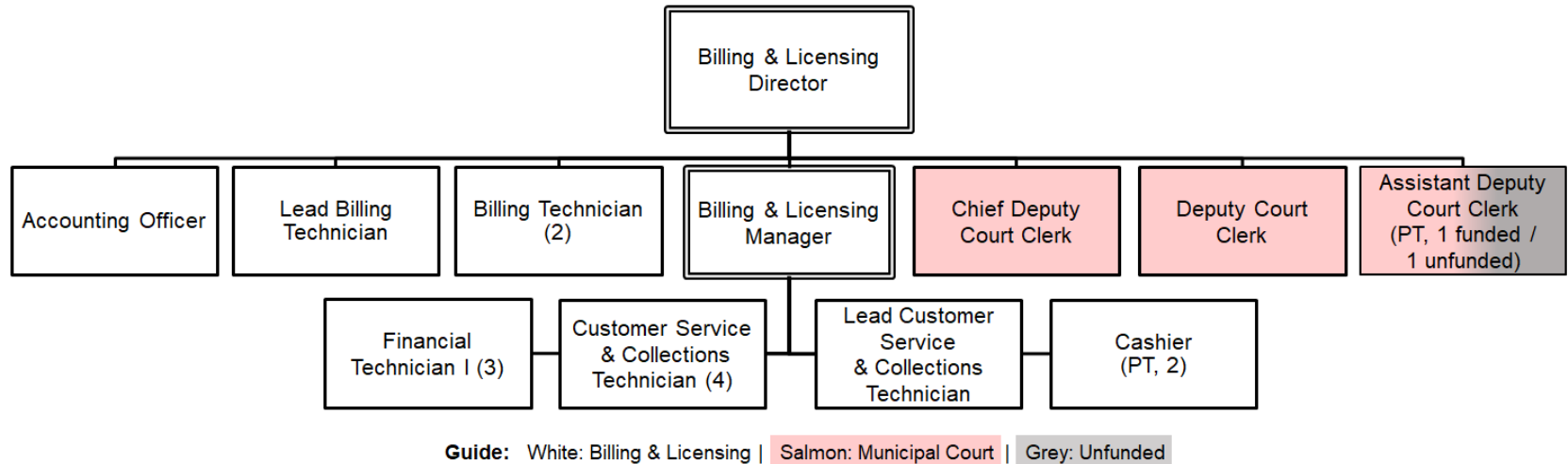
Our mission is to effectively, efficiently, and accurately process City ordinance violations, to create and sustain customer-oriented quality service that provides maximum access to the court, and to promote public confidence in the court system.

Our vision is to provide those appearing and practicing before the court with fair, efficient, and expeditious means of proceeding with their business. We achieve our vision with competent, professional employees, continuing advancements in technology, and process improvement measures.

Jessica Borne continues to serve as the Municipal Court Judge for the fourth year. She will be seeking reappointment in 2026.

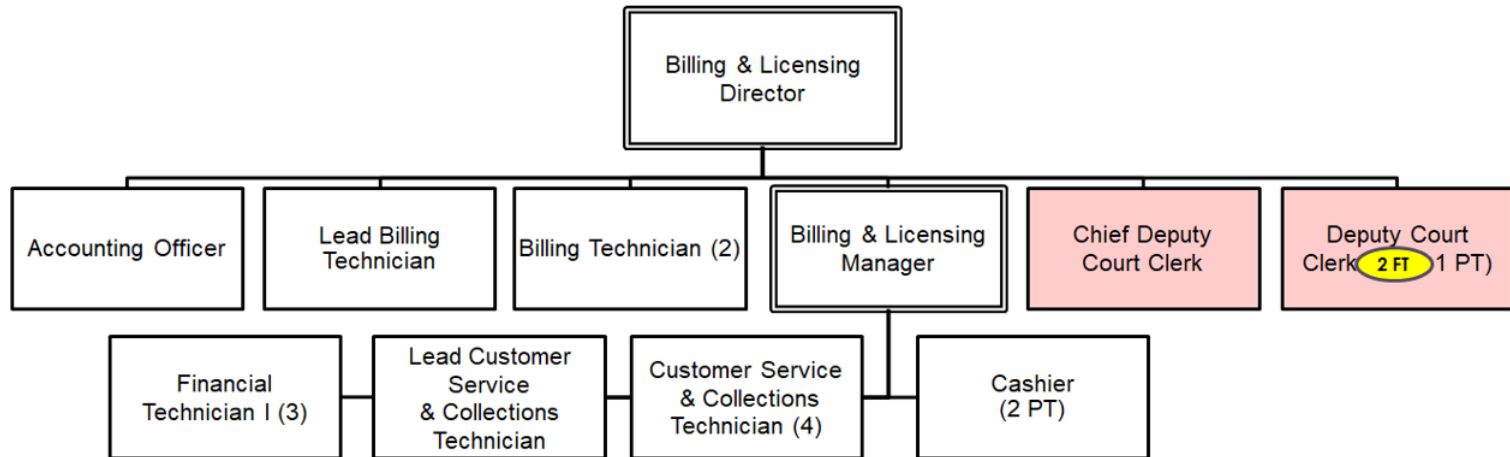
Organization Chart

Municipal Court:



Proposed Organization Chart

Municipal Court:



Guide: White: Billing & Licensing | Salmon: Municipal Court

Base Budget Request: Personnel

Municipal Court:

We currently have budgeted 2 full-time and 1 part-time employees.

In this year's budget we are requesting to add one position and reclass one position.

FY 2026: \$306,344

FY 2027: \$321,265

Increase of \$14,921 or 4.9% due an assumed increase in Medical Premiums and Retirement Benefit costs.



City of Franklin, Tennessee - FY 2027 Budget Request Billing & Licensing and Municipal Court

Slide 22

Base Budget Request: Operations

Municipal Court:


FY 2026: \$69,727

FY 2027: \$35,000

Decrease of \$34,727 or 49.8% due to reallocation of ongoing software fees to IT budget.

Program Enhancement Request 1 of 2

Add Deputy Court Clerk: \$87,476

 Program Enhancement Request Form - Personnel (PER-P)			
Use this form to support your request for additional personnel and associated costs.			
Budget Year	<input type="text" value="FY2027"/>	Intended Year	<input type="text" value="FY2027"/>
		Priority	<input type="text" value="1"/> of <input type="text" value="2"/>
Department-Division	<input type="text" value="41200 COURT"/>		
FranklinForward Theme:	<input type="text" value="Operational Excellence"/>		
Title of Request:	<input type="text" value="Deputy Court Clerk"/>		
Purpose (Description) and Service Implication (if the request is not funded)			
<p>This request is to add a full-time Deputy Court Clerk to the City Court department in pay grade F. Currently, City Court operates with a staff of two full-time clerks and one part-time clerk. Last year, the department relinquished one authorized, but unfunded part-time position. As the city continues to grow, so does the workload handled by the City Court team. Citation volume rose from 3,886 in FY22 to 6,979 in FY25—an 80% increase. We project 9,468 citations in FY26, reflecting another 36% growth. The team also manages three monthly dockets, each averaging 150 citations and an average attendance of 65 defendants. Adding a third full-time employee will help sustain our service benchmarks: closing citations within 40 days and responding to inquiries within two business days. It will also ensure consistent front-office coverage, especially during staff leave, and reduce the need for the department supervisor to split time between managerial duties and frontline service. Further, a second full-time Deputy Court Clerk is needed to support the increasing complexity of case management and compliance requirements. As citation volume grows, so does the administrative burden of ensuring accurate data entry, timely reporting to state agencies, and adherence to evolving legal standards. Adding this position would allow the department to better manage these responsibilities, reduce the risk of errors, and maintain the integrity of court operations. Without this position, maintaining current levels of efficiency and customer service will become increasingly challenging.</p>			




City of Franklin, Tennessee - FY 2027 Budget Request

Billing & Licensing and Municipal Court

Program Enhancement Request 2 of 2

Reclass Assistant Deputy Court Clerk: \$7,519

 Program Enhancement Request Form - Personnel (PER-P)	
Use this form to support your request for additional personnel and associated costs.	
Budget Year	FY2027
Intended Year	FY2027
Priority	2 of 2
Department-Division	41200 COURT
FranklinForward Theme:	Operational Excellence
Title of Request:	Reclass Assistant Deputy Court Clerk
Purpose (Description) and Service Implication (if the request is not funded)	
<p>This request is to reclass the Assistant Deputy Court Clerk from pay grade D to a Deputy Court Clerk pay grade F, aligning it with the existing full-time Deputy Court Clerk role. Historically part-time with limited responsibilities, the Assistant Deputy Court Clerk has, in recent years, assumed the full scope of duties performed by the Deputy Court Clerk due to increased workload. Further, the Assistant Deputy Court Clerk has been asked to perform the same duties as the Deputy Court Clerk to ensure continuity of operations during staff absences or scheduling gaps. The Assistant Deputy provides critical coverage when the full-time Deputy is unavailable, allowing court functions to proceed without disruption. Cross-training both positions enhances flexibility, reduces dependency on a single employee, and strengthens the overall resilience of the court's administrative processes. These responsibilities include reviewing driving histories, processing payments, reconciling the cash till, and communicating with defendants, attorneys, the Court Clerk, and the Judge. Although the position remains part-time, the duties are now identical. Reclassification is necessary to ensure internal equity and support the effective operation of City Court. Failure to fund this request may negatively impact employee morale and risk the loss of valuable institutional knowledge through turnover.</p>	

Summary

New Case Management System Implementation

This year, Municipal Court launched a modern case management software system to improve operational efficiency and enhance service delivery. A key feature of this upgrade is online citation payment, offering secure, convenient access that streamlines processing and reduces the need for in-person or phone transactions. This enhancement benefits both staff and defendants by enabling faster, easier service

Team Performance

The Municipal Court team processed nearly 7,000 citations in the first 10 months of 2025, and we saw an increase in the number of citations nearly every month.

Looking Ahead

Commitment to continuous improvement and ongoing evaluation of internal processes.



City of Franklin, Tennessee
FY 2027 Operating Budget Request

Information Technology

Jason Potts, Director

Brandi Arnett, Assistant Director of Applications & Administration

Mike Proctor, Assistant Director of Infrastructure



City of Franklin, Tennessee - FY 2027 Budget Request

Information Technology

Slide 27

Mission Statement

To provide secure, reliable, and innovative technology solutions that are aligned with City of Franklin's goals and objectives to serve our departments and public alike.

Vision Statement

To be a leader in innovation and sustainable technology, empowering the City of Franklin to deliver exceptional services and enhance quality of life for all through smart, secure, and forward-looking IT solutions.

Accomplishments 2025

- **7,677 tickets dispatched and worked.**
- **55 completed projects by Information Technology for 2025.**
- **Developed a solution for automating staff notification of unapproved purchases for our purchasing card system.**
- **Installed 400GB direct fiber link from our data center to the disaster recovery site.**
- **Designed EMA trailer technology, coordinated, and supported installation efforts.**
- **Implementation of advanced email and end-user training.**
- **Windows 10 deprecation and Windows 11 upgrades for all devices.**
- **Launched Police and Fire applications that were developed in-house to support each area's operations.**

Accomplishments 2025

- Created HR retirement request portal that allows employees to request data regarding their retirement eligibility.
- Wire Transfer Fraud training course developed in-house for staff.
- Implemented 3GIS fiber solution that manages the cities fiber assets into a GIS system replacing paper maps.
- Updated internal and external GIS map portals. (Zoning and Envision Franklin) maps
- Virtualization of SCADA sites (3 of these for Water Department).
- Successfully launched new court software with online payment capabilities.
- Supported the implementation of MyCOI for the Risk team.




HISTORIC
FRANKLIN
TENNESSEE

City of Franklin, Tennessee - FY 2027 Budget Request

Information Technology

Accomplishments 2025



Ticket Type

All

IT Queues

- Communications
- Customer Service
- Data Center
- Database
- GIS
- Inbox\Tracey Poteete
- Information Systems
- IS Development
- Network

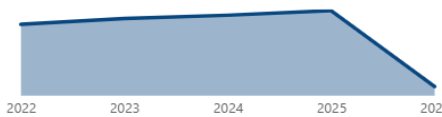
Non-IT Queues

- Facilities Maintenance
- Fire_Tech
- Fleet Maintenance
- Human Resources (HR)
- Procurement
- Tech_Reps

TICKET SUMMARY REPORT
ctrl + click to multi-select

Select all | 2022 | 2023 | 2024 | **2025** | 2026

Total Tickets by Year



Department	2022	2023	2024	2025	2026	Total
Administration	377	412	422	366	27	1604
Billing & Licensing	201	190	282	245	23	941
BNS	273	261	257	622	71	1484
Budget & Performance	10	15	20	17	2	64
Court	83	48	71	60	5	267
Engineering	253	363	259	303	26	1204
Finance	256	243	210	171	8	888
Fire	852	1054	1178	1360	140	4584
Human Resources	281	275	318	262	35	1171
IT	1378	1209	1414	1453	126	5580
Law	238	272	137	130	4	781
Parks	150	62	90	214	21	537
Planning	183	301	310	272	30	1096
Police	1000	1178	1224	1429	161	4992
Purchasing	78	149	93	96	5	421
SES	336	316	297	359	60	1368
Streets	435	436	547	298	51	1767
Water	321	465	440	336	51	1613
Total	6705	7249	7569	7993	846	30362

7993
Total Tickets

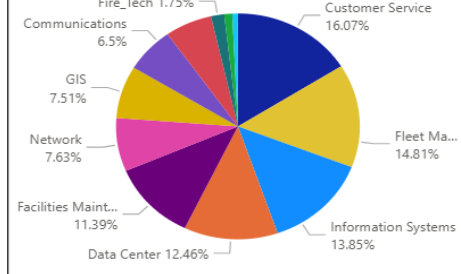
41
Support Reps

485
ServicePro Users

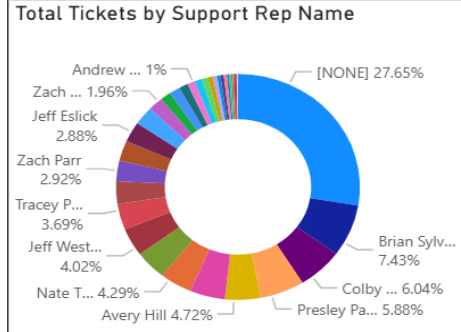
Customer Service
1202
Top Queue

[NONE]
2210
Top Rep

Total Tickets by Queue



Total Tickets by Support Rep Name



Top 5 Support Reps by Name

- [NONE] 2.2K
- Brian Sylvester 0.6K
- Colby Shelton 0.5K
- Presley Parker 0.5K
- Avery Hill 0.4K

Top 5 Requesters by Name

- NoReply 243
- Tracey Poteete 235
- Zach Williams 192
- Bobby Sullivan 167
- Dixie Edwards 143

Top 5 Requesters by Department

- IT 1.5K
- Police 1.4K
- Fire 1.4K
- BNS 0.6K
- Administration 0.4K



HISTORIC
FRANKLIN
TENNESSEE

City of Franklin, Tennessee - FY 2027 Budget Request

Information Technology

Accomplishments 2025

Year Completed: | Sort Projects by Team: *Multi-Select w/ CTRL

IT Department Projects Review

NOT STARTED

25

IN PROGRESS

33

COMPLETE

55

Team	Projects	Created
Communications	Create Maps of each Floor	3/21/2022
Communications	Finesse Chat Feature	4/30/2024
Communications	Traffic Loop Reconfigure	3/21/2022
Communications	WRF Access Control	2/14/2025
Customer Support	2026 Training Requests	1/13/2026
Customer Support	Basics of Working with AI	12/12/2025
Customer Support	BrainStorm - Windows 11	1/21/2026
Customer Support	ServicePro Upgrade	1/28/2026
Data Center	Privileged Access Workstations (PAWS)	1/18/2024
IS Development	API Integration Infor/InfoSend	2/14/2024
IS Development	PD Roll Call	12/9/2025

Team	Projects	Created
Communications	Fire Station Bay Doors added to Genetec	2/21/2024
Communications	LPR Camera System	3/22/2024
Customer Support	ADA Accessibility Committee	6/9/2025
Customer Support	Billing & Licensing Tips & Tricks, Do's & Don'ts of using AI	10/8/2025
Customer Support	Engage-Mimecast Security Awareness Training	9/10/2025
Customer Support	IS Development Documentation	8/25/2025
Customer Support	Security Awareness Training	3/26/2025
Data Center	Hvner-V Lab & Test	1/18/2024

Team	Projects	Completed
Communications	FS2 Access control	10/21/2025
Customer Support	Active Directory Attributes Cleanup-EmployeeID, etc	5/21/2025
Customer Support	AD-Update	5/21/2025
Customer Support	BNS ServicePro Training	10/10/2025
Customer Support	BrainStorm - One Note	12/16/2025
Customer Support	BrainStorm Campaign - OneDrive	8/13/2025
Customer Support	BrainStorm Campaign - Teams	8/13/2025
Customer Support	BrainStorm Campaign - Teams	8/13/2025
Customer Support	CoPilot Training	9/9/2025
Customer Support	Crossing Guard UKG Training	7/29/2025

113

Month	Projects Completed
January	8
February	2
March	3
April	4
May	5
June	0
July	6
August	6
September	3
October	9
November	2
December	7

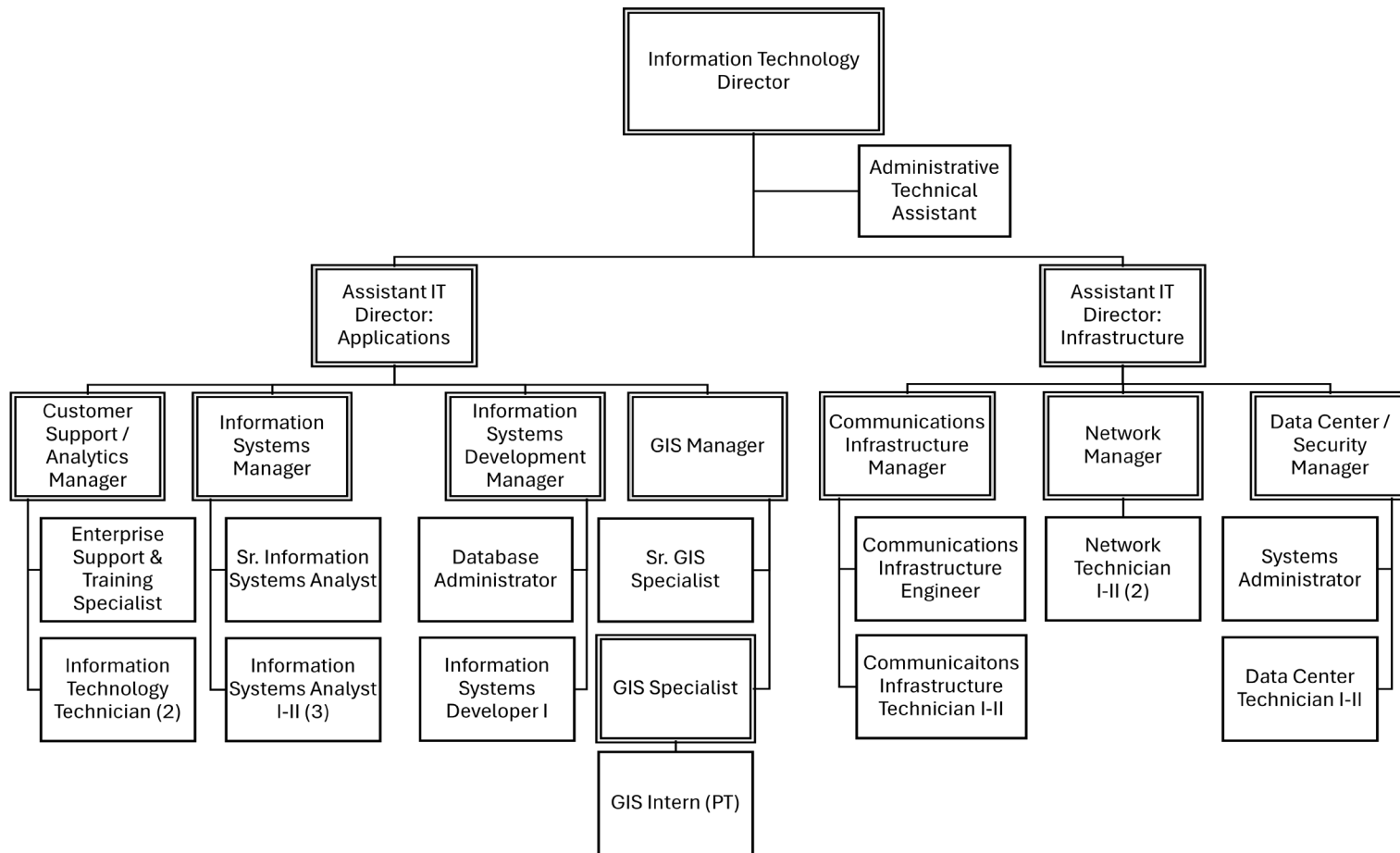


HISTORIC
FRANKLIN
TENNESSEE

City of Franklin, Tennessee - FY 2027 Budget Request

Information Technology

Current Organization Chart





City of Franklin, Tennessee - FY 2027 Budget Request

Information Technology

Slide 33

Base Budget Request

Personnel

FY2026: \$4,067,678

FY2027: \$4,159,058

Increase of \$91,380 or 2.3% due to an assumed increase in Medical Premiums and Retirement Benefit costs.

Operations

With Interfund Transfers:

FY 2026 Budget: \$3,287,977

FY 2027 Budget: \$3,957,399

Without Interfund Transfers:

FY 2026 Budget: \$4,405,493

FY 2027 Budget: \$5,074,915

Increase of \$669,422 or 15.94%.



City of Franklin, Tennessee - FY 2027 Budget Request

Information Technology

Program Enhancement Requests

Information Technology is requesting 3 program enhancements for FY27.

DataCenter Storage Growth	\$385,000
Artificial Intelligence Administrative Solution	\$75,000
Professional Communications Software	\$40,000
Total	\$500,000

Summary

We appreciate the Board of Mayor and Aldermen, the City Administrator, and our ACAs for your support to our department and the trust given to us to provide solid technology solutions to enhance the operating efficiency of all city departments.

Upcoming Forecast for FY28:

- Technology architecture and design for new City Hall.**
- Responsible integration of AI tools that will provide efficiency to City operations.**
- ERP (Enterprise Resource Planning) capacity improvements**

Thank you all for your time. Jason, Brandi, and Mike



City of Franklin, Tennessee
FY 2027 Operating Budget

Slide 36

Human Resources

Kevin G. Townsel, J.D., Director

Purpose of Department

The Human Resources Department provides services to other City departments and the citizens of the City of Franklin. Those responsibilities include:

- City's recruitment, hiring and onboarding processes
- Administering the City's Pension, Defined Benefit, Defined Contribution Plan and TCRS plans
- Creating and implementing the HR Manual rules and regulations
- Managing the training of all City employees in OSHA regulations, Civil Treatment and other topics as required/needed
- Procuring and administering all Property and Casualty insurance, including the City's self-insured WC program
- Managing Safety Program for all City employees
- Managing employee benefits
- Conducting workplace investigations



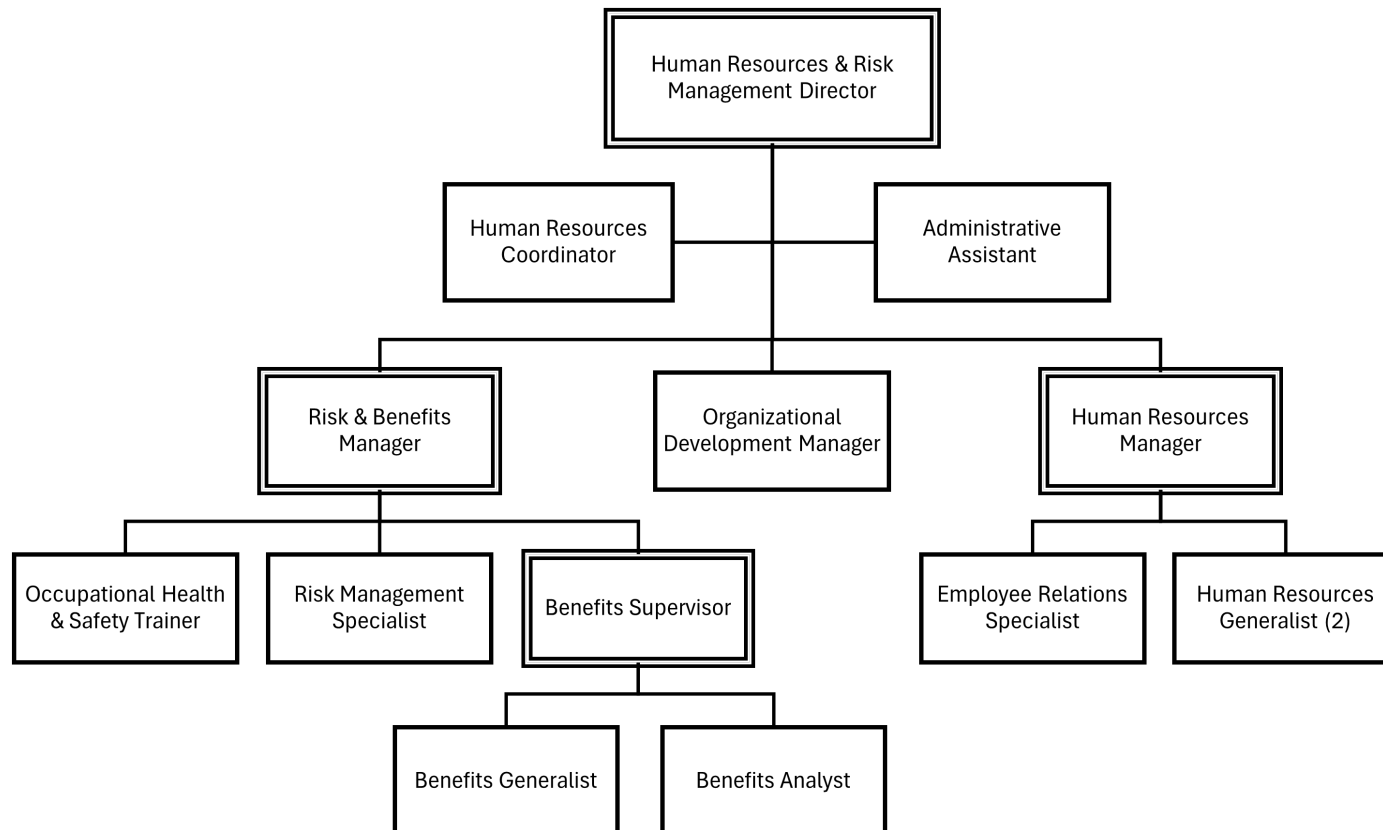
HISTORIC
FRANKLIN
TENNESSEE

City of Franklin, Tennessee - FY 2027 Budget Request

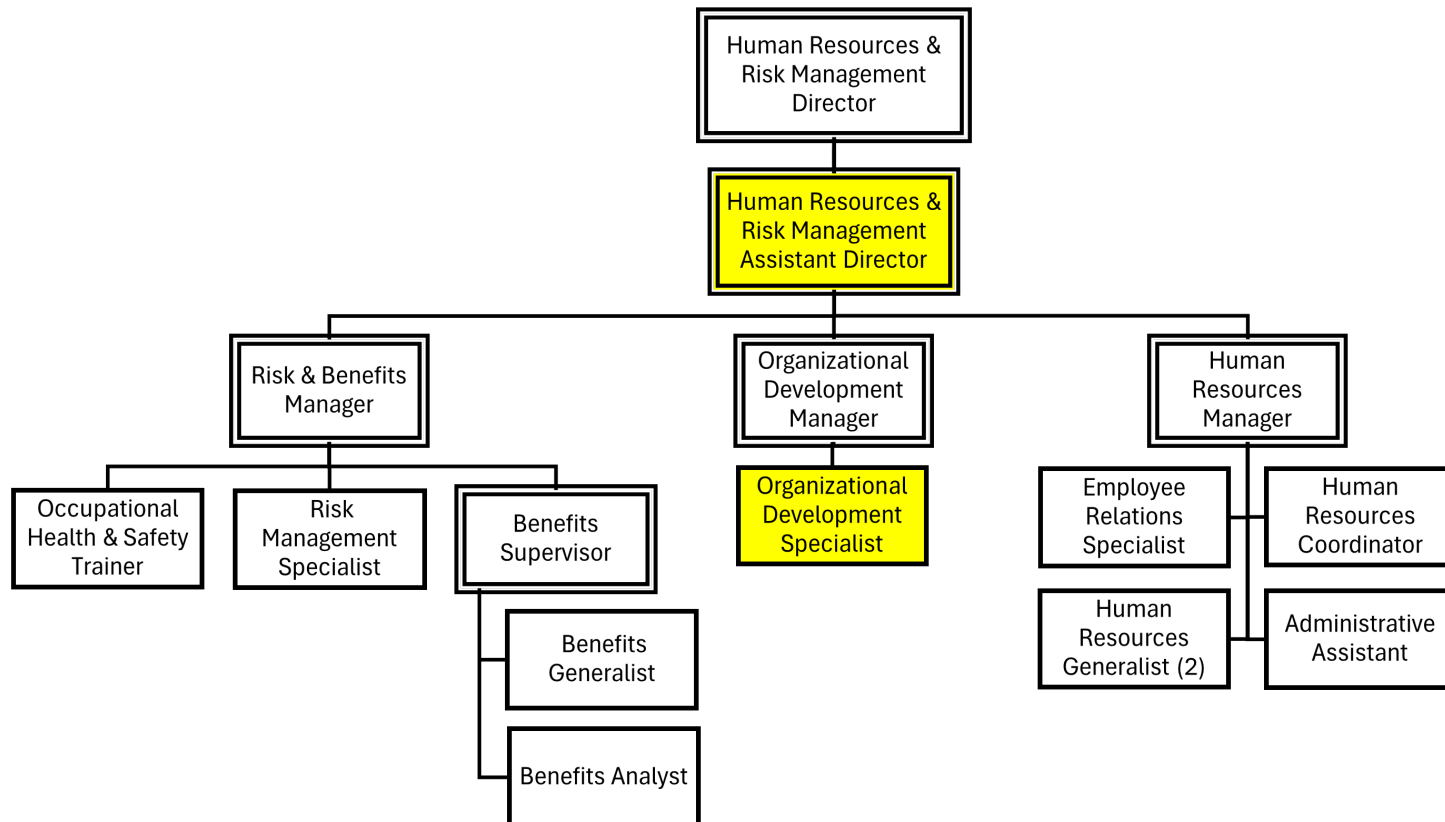
Human Resources

Slide 38

Organization Chart



Proposed Organization Chart





City of Franklin, Tennessee - FY 2027 Budget Request

Human Resources

Base Budget Request

Personnel

FY2026: \$1,911,230

FY2027: \$1,963,903

Increase of \$52,673 or 2.8% due to an assumed increase in Medical Premiums and Retirement Benefit costs.

Operations

With Interfund Transfers:

FY 2026 Budget: \$204,198

FY 2027 Budget: \$207,773

Without Interfund Transfers:

FY 2026 Budget: \$721,825

FY 2027 Budget: \$725,400

Increase of \$3,575 or 0.5%.



City of Franklin, Tennessee - FY 2027 Budget Request

Human Resources

Slide 41

Program Enhancement Requests

The Human Resources Department has 5 program enhancement requests:

Timekeeping Tablets	\$45,000
Applicant Tracking Software	\$23,996
Organizational Development Specialist	\$78,152
HR & Risk Management Assistant Director	\$125,185
Risk Manager	\$111,276
Total	\$383,609

Summary

The Human Resources Department will continue the good work in FY 2027 serving our most important resource – our employees! Highlights of the last year included:

- Continued the successful integration of the Nectar employee recognition platform, with 24,500 shout-outs sent within the first year, and 99% of employees recognized in the first six months of FY26.
- Conducted a Public Safety compensation study, resulting in new pay scales for Police and Fire, targeting the 90th percentile of the market, along with salary increases to existing staff.
- Completed the City's 2nd employee engagement survey, achieving a participation rate of over 90% and collecting feedback on more than 35 questions related to staff's workplace experience.
- Conducted several employee recognition events that included the Annual Holiday Breakfast, with over 400 employees attending.
- Hosted 2026 Employee Health & Safety Fair with approximately 200 employees in attendance.
- Developed an in-house Fire promotional process, saving the city approximately \$78,000 each year.
- Developed an in-house Police promotional process, saving the city approximately \$70,000 each year.
- Implemented online police testing (National testing network), which increased our applications to the highest amount (176 applicants) since 2018.
- Hired the largest recruit class for the Franklin Police Department, bringing 14 new officers.

Summary

The Human Resources Department will continue the good work in FY 2027 serving our most important resource – our employees! Highlights of the last year included:

- Implemented new hire testing for Fire applicants, which resulted in the largest certification list since before 2008, with 72 qualified candidates.
- Implemented online police testing (National testing network), which increased our applications to the highest amount (176 applicants) since 2018.
- Hired the largest recruit class for the Franklin Police Department, bringing 14 new Officers to serve the City of Franklin.
- Implemented new hire testing for Fire applicants, which resulted in the largest certification list since before 2008, with 72 qualified candidates.
- Hosted 19 gatherings of Team Talks all-staff meetings to help communicate important information to employees and give staff an opportunity to provide feedback to City leaders.
- Revamped onboarding, orientation, and offboarding to create a better transition for employees.
- The City of Franklin increased the 2017 457 Matching Plan from 2% to 3% with immediate vesting.
- The City continues to utilize a request portal for employees considering retirement and wanting a retirement estimate to enhance service to staff.
- Implemented updated pay plan, moving the City to the 90th percentile of the market, ensuring competitive salaries and boosting recruiting and retention efforts.



City of Franklin, Tennessee
FY 2027 Operating Budget Request

Project & Facilities Management

Brad Wilson



City of Franklin, Tennessee - FY 2027 Budget Request

Projects and Facilities Management

Purpose of Department

The Facilities Management mission is to consistently deliver effective programs and efficient facility services based on sustainable and collaborative outcomes aligned with the City of Franklin's core mission.

The COF Facilities Management Department is charged to maintain the safety and cohesiveness regarding infrastructure for both staff and guest regarding all City Facilities.

Some of the items that we completed this budget year are the following:

Remodeling of Restrooms Waste-Water Treatment Plant

Remodel of last camp type shower Station 5

Maintenance Agreement with Thompson Cat for Generators

Maintenance Agreement with TKE Elevator

SES HVAC Replacement

Replacement of Roof Structure Mack Hatcher Pavilion



City of Franklin, Tennessee - FY 2027 Budget Request

Projects and Facilities Management

Base Budget:

Personnel

FY2026: \$715,005

FY2027: \$746,035

Increase of \$31,030 or 4.3%.

Operations

With Interfund Transfers:

FY 2026 Budget: \$1,715,659

FY 2027 Budget: \$1,748,753

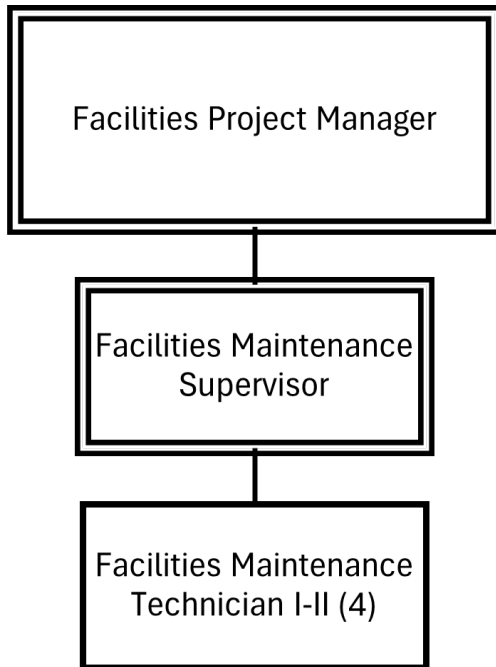
Without Interfund Transfers:

FY 2026 Budget: \$1,973,064

FY 2027 Budget: \$2,006,158

Increase of \$33,094 or 1.6%.

Organizational Chart



Staffing by Position

Position	Pay Grade	FY 2024		FY 2025		FY 2026		FY 2027	
		F-T	P-T	F-T	P-T	F-T	P-T	F-T	P-T
Facilities Project Manager	K	1	0	1	0	1	0	1	0
Facilities Maintenance Supervisor	H	1	0	1	0	1	0	1	0
Lead Facilities Maintenance Worker	F	0	0	0	0	0	0	0	0
Facilities Maintenance Technician I-II	D-E	4	0	4	0	4	0	4	0
Custodian	D	0	0	0	0	0	0	0	0
Totals		6	0	6	0	6	0	6	0



City of Franklin, Tennessee - FY 2027 Budget Request

Projects and Facilities Management

Slide 48

Base Budget Request: Personnel

We would like to discuss funding for the “Lead Facilities Maintenance Worker” that is shown on our organizational chart currently. This would be the only change we are looking for regarding personnel.

Base Budget Request: Operations

Following the closure of City Hall, our overall operations budget has decreased, particularly in areas like utilities, general repairs, roofing, and mechanical system maintenance, which were previously ongoing expenses. However, I propose maintaining the roofing budget line, as other city facilities are aging and require increasing maintenance. Utility and fuel costs remain high and continue to rise, and the prices of materials for everyday purchases are also increasing, partly due to tariffs. We collaborate with our supply chain vendors on pricing and actively seek alternative suppliers when possible. Our current vendors strive to keep prices low to sustain our partnership. Purchases for Fire Facilities, Police, and Public Works are made from the facilities budget. Our department, along with others, works diligently to control spending. Throughout the year, unexpected issues arise that require funds for repairs or replacements, but we aim to manage these unforeseen expenses as effectively as possible.



City of Franklin, Tennessee - FY 2027 Budget Request Projects and Facilities Management

Slide 50

Base Budget Request: Capital

At this time, we have no new additional Capital requests for the Facilities Department.



City of Franklin, Tennessee - FY 2027 Budget Request

Projects and Facilities Management

Slide 51

Program Enhancement Requests

The following are the Enhancement Requests for Facilities in order:

1) Lead Facilities Maintenance Worker	\$ 4,405.00
2) Kitchen Remodel Station 2	\$ 70,000.00
3) Replacement of Cracked/Broken PD Tile Lobby	\$ 20,000.00
4) Replacement Station 8 Men's Shower Units Cracks	\$ 21,200.00
5) Replacement Windows Station 1	\$ 18,500.00
6) Replacement Windows Station 4	\$ 24,000.00
7) Painting of Interior Walls Corridors PD	\$ 13,000.00

Summary

Our goal has always been to keep the budget close to the previous year's level, but increasing construction costs have made this difficult. Due to rising vendor supply expenses, inflation in recent years, and current tariffs, this year's budget still reflects substantial changes. Uncontrollable market factors continue to create cost challenges within facilities. The facilities team is replacing older equipment, such as mechanical and electrical control systems, as needed. Many facilities are aging, including PW at 13 years, PD at 17 years, SES at 23 years, and fire stations 1 through 5 all over 26 years old, with others between 10 and 18 years old. Station 3 is 32 years old, and Station 2 is even older, mostly still using original materials and equipment. As always, we will use the allocated funds prudently and seek to save money wherever possible.

My sincere thanks to the Board of Mayor and Aldermen and City Administration.



HISTORIC
FRANKLIN
TENNESSEE

FY 2027 Operating Budget

Finance

Margaret Wilson, Finance Director

Departmental Summary

The Finance Department oversees the security and management of the City's financial interests, procurement of goods and services not pertaining to the design and/or construction of new infrastructure and facilities but that is valued at or above the public advertisement / sealed submittal threshold, currently \$50,000, plans and executes the issuance of short-term and long-term borrowing, administers the City's purchasing card program, administers, with support from Fleet Maintenance, fuel purchasing for the City's vehicle and equipment fleet, and facilitates, with support from Fleet Maintenance, Police and Parks, on an as-needed basis, the lawful disposal of surplus personal property of the City and, at the discretion of the department, any unclaimed lost, stolen or seized personal property of others recovered by or turned over to the City.

Finance provides a variety of financial services for the City of Franklin. These include: (1) financial accounting and reporting, (2) investment of temporarily idle funds, (3) maintaining and reconciling City bank accounts, (4) issuing employee payroll, (5) issuing vendor payments, (6) internal audits, and (7) ensuring that the annual external financial audit is conducted.

FY 2026 Accomplishments & FY 2027 Outlook

- Received no audit finding from the FY 2025 audit.
- Implemented GASB 101, Compensated Absences, for the 2025 annual report.
- Received the Certificate for Achievement of Excellence in Financial Reporting for the 34th consecutive year from the Government Finance Officers Association (GFOA).
- Financial Analysts continued learning and documenting various processes.
- City Purchasing Card Rebate received was over \$145,000.
- Proceeds received from electronic auctions of surplus property was over \$390,000.

For 2027, Finance is focusing on the following best practices:

- The Processing (including Payroll and AP) section is focusing on improving daily processes and thinking about current workflows, and
- The Accounting and Reporting section will continue to work with departments on financial policies development and updates.

Departmental Summary (cont.)

Purchasing anticipates continuing to focus on its mission:

- to support the City's end-user departments in the policy-compliant procurement of non-construction-related products and services so that the City may fulfill its mission;
- to strive for the City to receive maximum value for every non-construction-related purchase of the City; and
- to strive to preserve and enhance the public trust in the manner in which the City conducts its non-construction-related purchasing.

Performance Measures & Strategic Plan

The City of Franklin is in process of revising its Strategic Plan. First established in 2013, the City of Franklin Strategic Plan has specific and demonstrable objectives for each department which, when achieved individually, will cohesively move Franklin forward to meet the challenges and demands of the future.

The new strategic plan has six major goals. They include:



Each budget has a series of performance measures and benchmarks attached to it which demonstrate the workload, effectiveness and outcome of taxpayer support for the annual operations of the City of Franklin and its pursuit of the goals of the Strategic Plan. Together, these measures demonstrate a proper and diligent use of taxpayer dollars in the pursuit of a greater community.

Specific departmental strategic plan measures will be refined as the budget process continues.

Performance Measures & Strategic Plan (cont.)

Finance FranklinForward Financial Performance Measures

Output Measure	FY2021	FY2022	FY2023	FY2024	FY2025
Amount					
Value (in millions) of tax base that is Industrial & Commercial. Goal: equitable and balanced commercial, industrial, and residential tax base without an over-dependence on a single dominant.	\$2,722	\$3,790	\$3,922	\$3,921	\$3,958
Value (in millions) of tax base that is residential and farm. Goal: equitable and balanced commercial, industrial, and residential tax base without an over-dependence on a single dominant.	\$2,458	\$3,268	\$3,352	\$3,433	\$3,508
AMOUNT	\$5,180	\$7,058	\$7,274	\$7,354	\$7,466

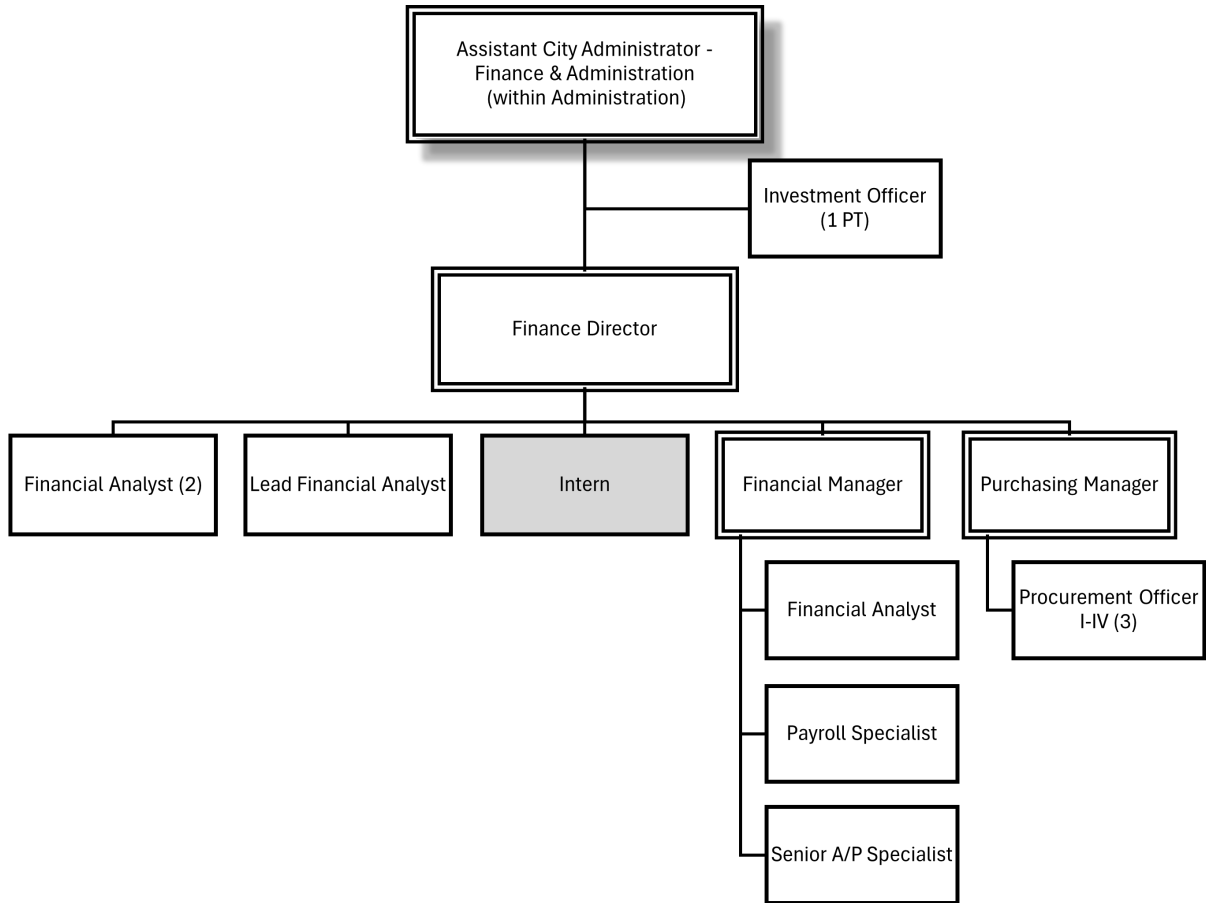
Finance FranklinForward Non-Financial Perf. Measures

Output Measure	FY2021	FY2022	FY2023	FY2024	FY2025
Amount					
Number of agencies that have affirmed the City's rating (maximum 3).	2	2	2	2	2
Percent of tax base that is residential and farm. Goal: Equitable and balanced commercial, industrial, and residential tax base without an over-dependence on a single dominant.	47.5	46.3	46.1	46.7	46.9
Cumulative number of months that the City has retained the AAA rating that was earned in December 1998.	270	282	294	300	324
Percent of tax base that is industrial & commercial. Goal: equitable and balanced commercial, industrial, and residential tax base without an over-dependence on a single dominant.	52.5	53.7	53.9	53.3	52
Number of agencies that have rated Franklin with AAA. Goal: 2 of 3 (Moody's, Fitch, and S&P).	2	2	2	2	2
AMOUNT	374	386	398	404	426.9

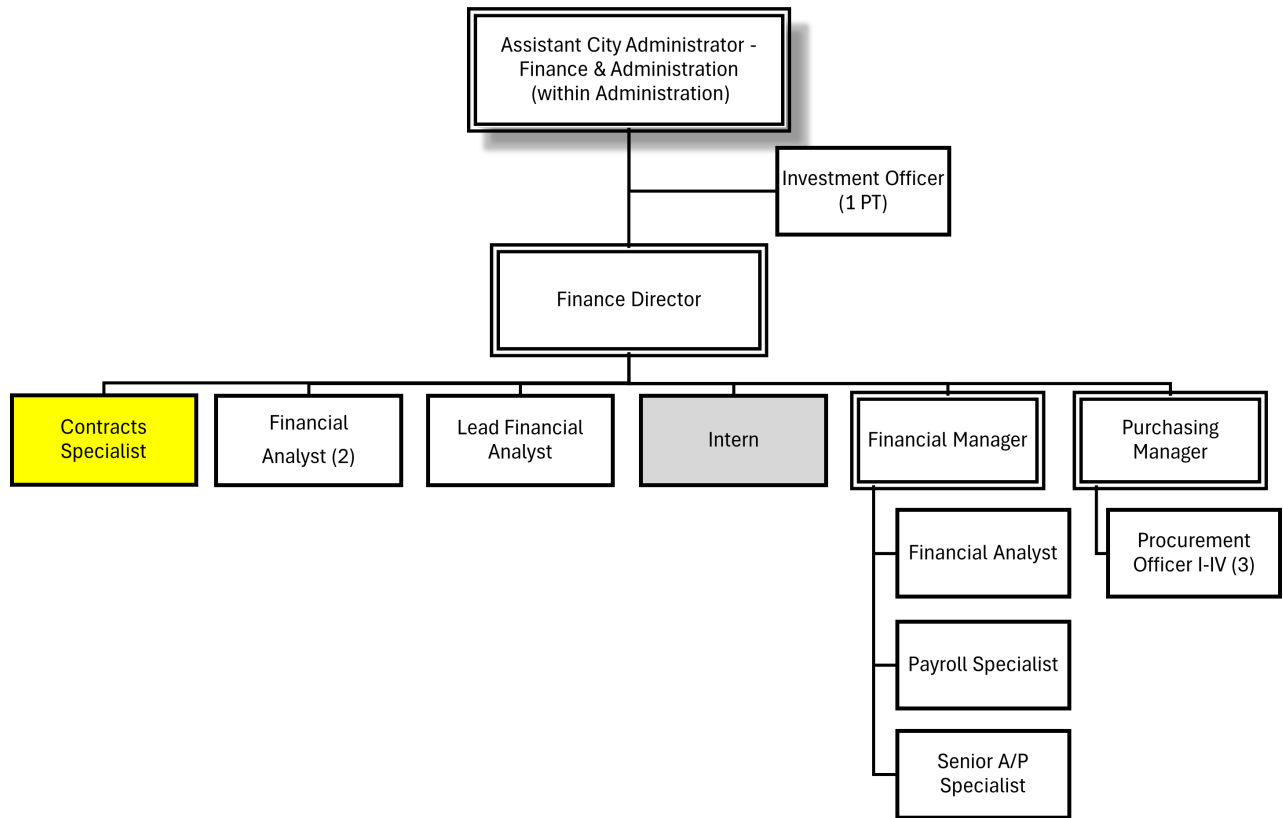
Finance Non-Financial Performance Measures

Output Measure	FY2021	FY2022	FY2023	FY2024	FY2025
Amount					
Percent of payroll paid by ACH. Sustainable Franklin measure. Goal: Increase use to 100%.	100	100	100	100	100
Achieve the GFOA Budget Report Award annually (shown as number of times awarded).	12	13	13	14	34
Achieve GFOA Annual Report Award for Financial Reporting annually (shown as number of consecutive years awarded).	30	31	32	33	33
Number of days to close fiscal year; not to exceed 60.	60	60	60	60	60
Exceed return on investments compared to BAML benchmark.	0.14	1.24	0.48	1.34	0.13
Percent of AP paid by ACH. Sustainable Franklin measure. Goal: Increase year over year.	64	67	66	78	82
Bank of America/Merrill Lynch return on investment benchmark.	0.1	1.2	1.18	1.38	1.88
AMOUNT	266.24	273.44	272.66	287.72	311.01

Organizational Chart



Proposed Organizational Chart



Staffing by Position

Budgeted Positions	Pay Grade	FY 2023		FY 2024		FY 2025		FY 2026		FY 2027	
		F-T	P-T	F-T	P-T	F-T	P-T	F-T	P-T	F-T	P-T
Finance Director	M	1	0	1	0	1	0	1	0	1	0
Budget & Strategic Innovation Manager	L	1	0	1	0	0	0	0	0	0	0
Financial Manager	K	1	1	1	1	1	0	1	0	1	0
Purchasing Manager	K	0	0	0	0	0	0	1	0	1	0
Investment Officer	J	0	1	0	1	0	1	0	1	0	1
Lead Financial Analyst	J	0	0	0	0	1	0	1	0	1	0
Financial Analyst	I	4	0	4	0	3	0	3	0	3	0
Payroll Specialist	G	1	0	1	0	1	0	1	0	1	0
Senior A/P Specialist	G	1	0	1	0	1	0	1	0	1	0
Procurement Officer I-IV	E-I	0	0	0	0	0	0	3	0	3	0
Sub-Total - Budgeted Positions		9	2	9	2	8	1	12	1	12	1

Authorized, Unbudgeted Positions	Pay Grade	FY 2023		FY 2024		FY 2025		FY 2026		FY 2027	
		F-T	P-T	F-T	P-T	F-T	P-T	F-T	P-T	F-T	P-T
Intern	INTERN	0	1	0	1	0	1	0	1	0	1
Sub-Total - Unbudgeted Positions		0	1	0	1	0	1	0	1	0	1

Total Authorized Positions	9	3	9	3	8	2	12	2	12	2
-----------------------------------	----------	----------	----------	----------	----------	----------	-----------	----------	-----------	----------

Proposed Staffing by Position

Budgeted Positions	Pay Grade	FY 2023		FY 2024		FY 2025		FY 2026		FY 2027	
		F-T	P-T	F-T	P-T	F-T	P-T	F-T	P-T	F-T	P-T
Finance Director	M	1	0	1	0	1	0	1	0	1	0
Budget & Strategic Innovation Manager	L	1	0	1	0	0	0	0	0	0	0
Financial Manager	K	1	1	1	1	1	0	1	0	1	0
Purchasing Manager	K	0	0	0	0	0	0	1	0	1	0
Investment Officer	J	0	1	0	1	0	1	0	1	0	1
Lead Financial Analyst	J	0	0	0	0	1	0	1	0	1	0
Financial Analyst	I	4	0	4	0	3	0	3	0	3	0
Payroll Specialist	G	1	0	1	0	1	0	1	0	1	0
Contracts Specialist	G	0	0	0	0	0	0	0	0	1	0
Senior A/P Specialist	G	1	0	1	0	1	0	1	0	1	0
Procurement Officer I-IV	E-I	0	0	0	0	0	0	3	0	3	0
Sub-Total - Budgeted Positions		9	2	9	2	8	1	12	1	13	1

Authorized, Unbudgeted Positions	Pay Grade	FY 2023		FY 2024		FY 2025		FY 2026		FY 2027	
		F-T	P-T	F-T	P-T	F-T	P-T	F-T	P-T	F-T	P-T
Intern	INTERN	0	1	0	1	0	1	0	1	0	1
Sub-Total - Unbudgeted Positions		0	1	0	1	0	1	0	1	0	1

Total Authorized Positions		9	3	9	3	8	2	12	2	13	2
-----------------------------------	--	----------	----------	----------	----------	----------	----------	-----------	----------	-----------	----------

Budget Summary

Finance

	ACTUAL 2024	ACTUAL 2025	BUDGET 2026	EOY 2026	BUDGET 2027		
	FY2024	FY2025	FY2026	FY2026	FY2027	26 v. 27 Difference \$	26 v. 27 Difference %
Expenses							
110 - GENERAL FUND							
PERSONNEL							
PERSONNEL (81000)	\$1,353,984	\$1,118,312	\$1,621,324	\$1,620,268	\$1,655,402	\$34,078	2.1%
PERSONNEL TOTAL	\$1,353,984	\$1,118,312	\$1,621,324	\$1,620,268	\$1,655,402	\$34,078	2.1%
OPERATIONS							
SERVICES (82000)	\$93,012	\$27,667	\$78,483	\$70,313	\$84,000	\$5,517	7.0%
SUPPLIES (83000)	\$40,646	\$16,941	\$15,325	\$11,506	\$19,800	\$4,475	29.2%
BUSINESS EXPENSES (85000)	\$127,598	\$123,244	\$134,185	\$134,165	\$135,165	\$980	0.7%
DEBT SERVICE (86000)	-	-	-	\$0	\$0	\$0	-
REIMBURSEMENT OF EXPENDITURES (87500)	(\$216,261)	(\$216,261)	(\$232,666)	(\$232,666)	(\$232,666)	\$0	0.0%
OPERATIONS TOTAL	\$44,995	(\$48,409)	(\$4,673)	(\$16,682)	\$6,299	\$10,972	(234.8%)
CAPITAL	-	-	\$1,000,000	\$1,000,000	\$1,000,000	\$0	0.0%
110 - GENERAL FUND TOTAL	\$1,398,978	\$1,069,904	\$2,616,651	\$2,603,586	\$2,661,701	\$45,050	1.7%
EXPENSES TOTAL	\$1,398,978	\$1,069,904	\$2,616,651	\$2,603,586	\$2,661,701	\$45,050	1.7%

FY 2027 Finance Personnel, Operating, and Capital Budgets

Account Name	Account String	Itemizations	FY24 Actual	FY25 Actual	FY26 Budget	FY2026 EOY	FY2027 Budget	FY2028 Forecast	FY2029 Forecast
Finance Personnel									
REGULAR PAY	110-81110-41500		\$ 1,032,291	\$ 845,710	\$ 1,237,907	\$ 1,194,336	\$ 1,238,409	\$ 1,365,977	\$ 1,431,751
FAMILY LEAVE PAY	110-81113-41500		\$ -	\$ -	\$ -	\$ 7,359	\$ -	\$ -	\$ -
OVERTIME PAY	110-81120-41500		\$ 3,366	\$ 2,330	\$ 3,000	\$ 4,897	\$ 5,142	\$ 5,399	\$ 5,669
TEMPORARY WORK BY NON-CITY EMPLOYEES	110-81150-41500		\$ -	\$ -	\$ -	\$ -	\$ -	\$ -	\$ -
VACANCY ADJUSTMENT	110-81199-41500		\$ -	\$ -	\$ (36,462)	\$ -	\$ (43,344)	\$ (47,809)	\$ (50,111)
FICA (EMPLOYER'S SHARE)	110-81410-41500		\$ 75,739	\$ 58,489	\$ 93,801	\$ 95,905	\$ 104,191	\$ 109,774	\$ 93,801
MEDICAL PREMIUMS	110-81420-41500		\$ 146,530	\$ 104,802	\$ 205,612	\$ 177,791	\$ 198,557	\$ 218,413	\$ 240,254
NEAR-SITE CLINIC (URGENT TEAM)	110-81422-41500		\$ 3,545	\$ 3,557	\$ 5,220	\$ 4,735	\$ 4,800	\$ 4,800	\$ 4,800
VISION PREMIUMS	110-81425-41500		\$ 1,061	\$ 730	\$ 1,517	\$ 1,222	\$ 1,290	\$ 1,355	\$ 1,422
DENTAL INSURANCE PREMIUMS	110-81430-41500		\$ 5,916	\$ 4,463	\$ 9,003	\$ 8,127	\$ 8,303	\$ 8,718	\$ 9,154
FSA ADMINISTRATION FEES	110-81431-41500		\$ 154	\$ 122	\$ 140	\$ 115	\$ 121	\$ 127	\$ 134
GROUP INSURANCE PREMIUMS	110-81433-41500		\$ 4,382	\$ 3,356	\$ 6,730	\$ 7,026	\$ 7,389	\$ 7,286	\$ 1,008
EE MEDICAL INSURANCE CONTRIBUTIONS	110-81440-41500		\$ (26,021)	\$ (20,874)	\$ (42,815)	\$ (34,807)	\$ (38,900)	\$ (42,790)	\$ (47,068)
CONTRIBUTIONS TO HEALTH SAVINGS ACCOUNT	110-81441-41500		\$ 2,400	\$ 3,600	\$ 2,400	\$ 2,400	\$ 2,400	\$ 2,400	\$ 2,400
EE DENTAL INSURANCE CONTRIBUTIONS	110-81443-41500		\$ (1,173)	\$ (891)	\$ (1,746)	\$ (1,648)	\$ (1,676)	\$ (1,760)	\$ (1,848)
EE VISION INSURANCE CONTRIBUTIONS	110-81444-41500		\$ (208)	\$ (144)	\$ (296)	\$ (246)	\$ (190)	\$ (200)	\$ (287)
RETIREMENT CONTRIBUTIONS	110-81450-41500		\$ 52,383	\$ 56,253	\$ 67,219	\$ 67,219	\$ 73,941	\$ 81,335	\$ 89,468
DEFINED CONTRIBUTION MATCH (CLOSED)	110-81455-41500		\$ 6,568	\$ -	\$ -	\$ 4,908	\$ -	\$ -	\$ -
DEFINED CONTRIBUTION MATCH (TCRS)	110-81456-41500		\$ 42,294	\$ 41,863	\$ 61,473	\$ 66,258	\$ 77,777	\$ 81,698	\$ 85,827
Defined Cont Match (2017)	110-81458-41500		\$ 2,420	\$ 6,113	\$ 6,300	\$ 11,243	\$ 13,764	\$ 14,470	\$ 15,178
UNEMPLOYMENT CLAIMS	110-81460-41500		\$ -	\$ -	\$ -	\$ -	\$ -	\$ -	\$ -
WORKERS COMPENSATION PREMIUMS	110-81470-41500		\$ 2,337	\$ 2,184	\$ 2,321	\$ 3,428	\$ 3,428	\$ 3,428	\$ 3,428
WORKERS COMPENSATION CLAIMS	110-81475-41500		\$ -	\$ 6,650	\$ -	\$ -	\$ -	\$ -	\$ -
Total Personnel			\$ 1,353,984	\$ 1,118,312	\$ 1,621,324	\$ 1,620,268	\$ 1,655,402	\$ 1,812,621	\$ 1,884,980
Finance Operating									
MAILING & OUTBOUND SHIPPING SERVICES	110-82110-41500		\$ 575	\$ 347	\$ 1,200	\$ 500	\$ 500	\$ 500	\$ 500
FREIGHT FOR INBOUND PURCHASED ITEMS	110-82120-41500		\$ -	\$ -	\$ -	\$ -	\$ -	\$ -	\$ -
PRINTING & COPYING SERVICES, OUTSOURCED	110-82210-41500		\$ 4,459	\$ 3,018	\$ 4,500	\$ 3,000	\$ 2,500	\$ 2,500	\$ 2,500

FY 2027 Finance Personnel, Operating, and Capital Budgets

Account Name	Account String	Itemizations	FY24 Actual	FY25 Actual	FY26 Budget	FY2026 EOY	FY2027 Budget	FY2028 Forecast	FY2029 Forecast
ARCHIVING/RECORDS MANAGEMENT SERVICES	110-82230-41500		\$ -	\$ -	\$ -	\$ -	\$ -	\$ -	\$ -
TESTING & PHYSICALS	110-82250-41500		\$ 235	\$ 559	\$ 350	\$ 350	\$ 350	\$ 350	\$ 350
OTHER OPERATING SERVICES	110-82299-41500		\$ 87	\$ 87	\$ 100	\$ -	\$ -	\$ -	\$ -
LEGAL NOTICES	110-82310-41500		\$ -	\$ 33	\$ 50	\$ 50	\$ 50	\$ 50	\$ 550
DUES FOR MEMBERSHIPS	110-82350-41500		\$ 3,765	\$ 1,355	\$ 5,648	\$ 4,305	\$ 5,000	\$ 4,999	\$ 3,921
DUES FOR MEMBERSHIPS	110-82350-41500	NIGP				\$ 600	\$ 700	\$ 700	\$ 700
DUES FOR MEMBERSHIPS	110-82350-41500	TAPP				\$ 100	\$ 100	\$ 100	\$ 100
DUES FOR MEMBERSHIPS	110-82350-41500	MTPPA				\$ 100	\$ 100	\$ 100	\$ 100
DUES FOR MEMBERSHIPS	110-82350-41500	TGFOA				\$ 500	\$ 500	\$ 500	\$ 500
DUES FOR MEMBERSHIPS	110-82350-41500	GFOA				\$ 1,000	\$ 1,000	\$ 1,000	\$ 1,000
DUES FOR MEMBERSHIPS	110-82350-41500	Payroll.org				\$ 305	\$ 500	\$ 500	\$ 500
DUES FOR MEMBERSHIPS	110-82350-41500	Certification Fees (UPPCC, NIGP-CPP)				\$ 1,200	\$ 1,200	\$ 1,200	\$ 122
DUES FOR MEMBERSHIPS	110-82350-41500	Recertification Fees (UPPC, NIGP-CPP)				\$ 500	\$ 900	\$ 899	\$ 899
PROFESSIONAL STANDARDS / ACCREDITATION	110-82355-41500		\$ -	\$ -	\$ 1,000	\$ -	\$ -	\$ -	\$ -
EMERGENCY RELIEF	110-82371-41500		\$ -	\$ -	\$ -	\$ -	\$ -	\$ -	\$ -
PUBLICATIONS, NON-TRAINING	110-82390-41500		\$ 149	\$ 249	\$ 1,280	\$ 1,249	\$ 650	\$ 1,279	\$ 1,279
PUBLICATIONS, NON-TRAINING	110-82390-41500	Payroll Source				\$ 299	\$ 300	\$ 300	\$ 300
PUBLICATIONS, NON-TRAINING	110-82390-41500	NIGP 5-digit commodity code annual license renewal				\$ 600	\$ -	\$ 630	\$ 630
PUBLICATIONS, NON-TRAINING	110-82390-41500	GAAFR & GAAFR Plus				\$ 350	\$ 350	\$ 349	\$ 349
TELEPHONE SERVICE	110-82450-41500		\$ 600	\$ 307	\$ -	\$ -	\$ -	\$ -	\$ -
CELLULAR TELEPHONE SERVICE	110-82455-41500		\$ 2,027	\$ 1,282	\$ 2,800	\$ 1,050	\$ 1,100	\$ 1,100	\$ 1,100
INTERNET & RELATED SERVICES	110-82470-41500		\$ 5,147	\$ 2,703	\$ -	\$ -	\$ -	\$ -	\$ -
CONNECTION CHARGES	110-82483-41500		\$ -	\$ -	\$ -	\$ -	\$ -	\$ -	\$ -
COMPUTER SERVICES	110-82510-41500		\$ 55,296	\$ 5,308	\$ 23,825	\$ 30,638	\$ 32,500	\$ 11,200	\$ 9,700
COMPUTER SERVICES	110-82510-41500	CRI				\$ 2,000	\$ 4,500	\$ 1,500	\$ -
COMPUTER SERVICES	110-82510-41500	Greenshades - archive costs				\$ 3,500	\$ 3,500	\$ 3,500	\$ 3,500
COMPUTER SERVICES	110-82510-41500	spend analysis				\$ 5,000	\$ 5,000	\$ 5,000	\$ 5,000
COMPUTER SERVICES	110-82510-41500	Adobe Pro - 12 licenses				\$ 1,188	\$ 1,200	\$ 1,200	\$ 1,200
COMPUTER SERVICES	110-82510-41500	Euna Solutions Licenses				\$ 18,300	\$ 18,300	\$ -	\$ -
COMPUTER SERVICES	110-82510-41500	NIGP Codes				\$ 650	\$ -	\$ -	\$ -
LEGAL SERVICES	110-82520-41500		\$ -	\$ -	\$ -	\$ -	\$ -	\$ -	\$ -
AUDIT SERVICES	110-82530-41500		\$ -	\$ -	\$ -	\$ -	\$ -	\$ -	\$ -
CONSULTANT SERVICES	110-82560-41500		\$ -	\$ -	\$ -	\$ -	\$ -	\$ -	\$ -
OTHER CONSULTANT/PASS THROUGH	110-82570-41500		\$ -	\$ -	\$ -	\$ -	\$ -	\$ -	\$ -

FY 2027 Finance Personnel, Operating, and Capital Budgets

Account Name	Account String	Itemizations	FY24 Actual	FY25 Actual	FY26 Budget	FY2026 EOY	FY2027 Budget	FY2028 Forecast	FY2029 Forecast
OTHER CONTRACTUAL SERVICES	110-82599-41500		\$ 1,538	\$ 1,615	\$ 2,000	\$ -	\$ -	\$ -	\$ -
VEHICLE REPAIR & MAINTENANCE SERVICES	110-82610-41500		\$ -	\$ -	\$ -	\$ -	\$ -	\$ -	\$ -
EQUIPMENT REPAIR & MAINTENANCE SERVICES	110-82620-41500		\$ -	\$ -	\$ 100	\$ -	\$ -	\$ -	\$ -
EMPLOYEE RECOGNITION/RECEPTIONS	110-82750-41500		\$ -	\$ -	\$ -	\$ 100	\$ 100	\$ 100	\$ 100
TRAINING, OUTSIDE	110-82780-41500		\$ 3,234	\$ 2,395	\$ 4,000	\$ 2,500	\$ 2,500	\$ 2,500	\$ 2,500
TRAINING, IN-HOUSE	110-82790-41500		\$ -	\$ -	\$ -	\$ -	\$ -	\$ -	\$ -
REGISTRATIONS	110-82810-41500		\$ 5,240	\$ 4,354	\$ 12,400	\$ 14,250	\$ 17,600	\$ 17,600	\$ 17,600
REGISTRATIONS	110-82810-41500	TGFOA - Fall				\$ 1,400	\$ 1,800	\$ 1,800	\$ 1,800
REGISTRATIONS	110-82810-41500	TGFOA - Spring				\$ 200	\$ 300	\$ 300	\$ 300
REGISTRATIONS	110-82810-41500	GFOA - Online				\$ 150	\$ 500	\$ 500	\$ 500
REGISTRATIONS	110-82810-41500	CPPB Exam Fee				\$ 1,500	\$ 1,500	\$ 1,500	\$ 1,500
REGISTRATIONS	110-82810-41500	Annual NIGP Forum & Expo (5 staff)				\$ 3,000	\$ 4,000	\$ 4,000	\$ 4,000
REGISTRATIONS	110-82810-41500	Various NIGP seminars				\$ 3,000	\$ 2,000	\$ 2,000	\$ 2,000
REGISTRATIONS	110-82810-41500	Various NIGP webinars				\$ 1,000	\$ 1,000	\$ 1,000	\$ 1,000
REGISTRATIONS	110-82810-41500	TAPP - Fall (5 employees)				\$ 500	\$ 500	\$ 500	\$ 500
REGISTRATIONS	110-82810-41500	TAPP - Spring (5 employees)				\$ 500	\$ 500	\$ 500	\$ 500
REGISTRATIONS	110-82810-41500	Payroll Conference				\$ 3,000	\$ 1,000	\$ 1,000	\$ 1,000
REGISTRATIONS	110-82810-41500	Financial Software				\$ -	\$ 3,500	\$ 3,500	\$ 3,500
REGISTRATIONS	110-82810-41500	Euna Convention				\$ -	\$ 1,000	\$ 1,000	\$ 1,000
GROUND TRANSPORTATION (TRAVEL)	110-82820-41500		\$ 1,043	\$ 840	\$ 3,400	\$ 1,800	\$ 4,150	\$ 4,050	\$ 4,050
GROUND TRANSPORTATION (TRAVEL)	110-82820-41500	Mileage Reimbursement				\$ 1,600	\$ 1,000	\$ 1,000	\$ 1,000
GROUND TRANSPORTATION (TRAVEL)	110-82820-41500	Lyft/Uber Rides				\$ 200	\$ 300	\$ 300	\$ 300
GROUND TRANSPORTATION (TRAVEL)	110-82820-41500	Annual NIGP Forum & Expo (5 staff)				\$ -	\$ 500	\$ 500	\$ 500
GROUND TRANSPORTATION (TRAVEL)	110-82820-41500	Various NIGP seminars				\$ -	\$ 250	\$ 250	\$ 250
GROUND TRANSPORTATION (TRAVEL)	110-82820-41500	Fall conference of TAPP				\$ -	\$ 900	\$ 900	\$ 900
GROUND TRANSPORTATION (TRAVEL)	110-82820-41500	Spring conference of TAPP				\$ -	\$ 900	\$ 900	\$ 900
GROUND TRANSPORTATION (TRAVEL)	110-82820-41500	Monthly MTPPA chapter meeting				\$ -	\$ 100	\$ 50	\$ 50
GROUND TRANSPORTATION (TRAVEL)	110-82820-41500	DBE Outreach Events				\$ -	\$ 100	\$ 50	\$ 50
GROUND TRANSPORTATION (TRAVEL)	110-82820-41500	Various SkillPath seminars, CEUs				\$ -	\$ 100	\$ 100	\$ 100

FY 2027 Finance Personnel, Operating, and Capital Budgets

Account Name	Account String	Itemizations	FY24 Actual	FY25 Actual	FY26 Budget	FY2026 EOY	FY2027 Budget	FY2028 Forecast	FY2029 Forecast
AIR TRAVEL	110-82830-41500		\$ 2,253	\$ 1,015	\$ 3,400	\$ 3,400	\$ 3,800	\$ 3,800	\$ 3,800
AIR TRAVEL	110-82830-41500	GFOA Annual Coference				\$ 1,000	\$ 1,000	\$ 1,000	\$ 1,000
AIR TRAVEL	110-82830-41500	Annual NIGP Forum & Expo				\$ 1,800	\$ 1,800	\$ 1,800	\$ 1,800
AIR TRAVEL	110-82830-41500	NIGP Seminar				\$ -	\$ 500	\$ 500	\$ 500
AIR TRAVEL	110-82830-41500	Payroll Conference				\$ 600	\$ 500	\$ 500	\$ 500
LODGING	110-82840-41500		\$ 6,390	\$ 1,598	\$ 9,100	\$ 5,371	\$ 10,200	\$ 10,500	\$ 10,500
LODGING	110-82840-41500	Spring TGFOA				\$ 350	\$ 500	\$ 500	\$ 500
LODGING	110-82840-41500	GFOA Annual Coference				\$ 2,500	\$ 3,000	\$ 3,000	\$ 3,000
LODGING	110-82840-41500	Annual NIGP Forum & Expo				\$ -	\$ 3,000	\$ 3,000	\$ 3,000
LODGING	110-82840-41500	Payroll Conference				\$ -	\$ 1,000	\$ 1,000	\$ 1,000
LODGING	110-82840-41500	Fall conference of TAPP				\$ 1,000	\$ 1,000	\$ 1,000	\$ 1,000
LODGING	110-82840-41500	Spring conference of TAPP				\$ 900	\$ 1,000	\$ 1,000	\$ 1,000
LODGING	110-82840-41500	Euna Solutions				\$ 621	\$ 700	\$ 1,000	\$ 1,000
MEALS & FOOD (Travel)	110-82850-41500		\$ 974	\$ 601	\$ 3,030	\$ 1,750	\$ 3,000	\$ 2,900	\$ 2,900
MEALS & FOOD (Travel)	110-82850-41500	GFOA Annual Coference				\$ 500	\$ 800	\$ 800	\$ 800
MEALS & FOOD (Travel)	110-82850-41500	Spring TGFOA				\$ 150	\$ 300	\$ 300	\$ 300
MEALS & FOOD (Travel)	110-82850-41500	Annual NIGP Forum & Expo				\$ 600	\$ 600	\$ 600	\$ 600
MEALS & FOOD (Travel)	110-82850-41500	Various NIGP seminars				\$ -	\$ 200	\$ 200	\$ 200
MEALS & FOOD (Travel)	110-82850-41500	Fall conference of TAPP				\$ 200	\$ 200	\$ 200	\$ 200
MEALS & FOOD (Travel)	110-82850-41500	Spring conference of TAPP				\$ 300	\$ 200	\$ 200	\$ 200
MEALS & FOOD (Travel)	110-82850-41500	MTPPA annual banquet for staff				\$ -	\$ 100	\$ -	\$ -
MEALS & FOOD (Travel)	110-82850-41500	Payroll Conference				\$ -	\$ 600	\$ 600	\$ 600
OTHER TRAVEL EXPENSES	110-82890-41500		\$ -	\$ -	\$ 300	\$ -	\$ -	\$ -	\$ -
OFFICE SUPPLIES	110-83110-41500		\$ 4,692	\$ 3,003	\$ 5,000	\$ 3,000	\$ 5,000	\$ 5,000	\$ 5,000
OFFICE DÉCOR ITEMS (OTHER THAN FURNITURE)	110-83120-41500		\$ -	\$ -	\$ -	\$ -	\$ -	\$ -	\$ -
EMPLOYEE BENEVOLENCE ITEMS	110-83130-41500		\$ -	\$ -	\$ 100	\$ 200	\$ 100	\$ 100	\$ -
MEALS & FOOD (Business)	110-83140-41500		\$ 3,388	\$ 1,657	\$ 3,875	\$ 2,300	\$ 3,500	\$ 3,500	\$ 3,500
MEALS & FOOD (Business)	110-83140-41500	Staff Meals				\$ 1,500	\$ 2,000	\$ 2,000	\$ 2,000
MEALS & FOOD (Business)	110-83140-41500	Snacks for Office				\$ 450	\$ 1,000	\$ 1,000	\$ 1,000
MEALS & FOOD (Business)	110-83140-41500	Coffee/Tea Supplies				\$ 150	\$ 200	\$ 200	\$ 200
MEALS & FOOD (Business)	110-83140-41500	Birthday Celebration				\$ 200	\$ 200	\$ 200	\$ 200
MEALS & FOOD (Business)	110-83140-41500	Refreshments for DPA Meetings				\$ -	\$ 100	\$ 100	\$ 100
TRAINING SUPPLIES	110-83210-41500		\$ 18	\$ -	\$ 100	\$ 100	\$ 100	\$ 100	\$ 100
UNIFORMS PURCHASED	110-83260-41500		\$ 861	\$ 1,347	\$ 1,500	\$ 1,300	\$ 1,500	\$ 1,499	\$ 1,500
OTHER OPERATING SUPPLIES	110-83299-41500		\$ -	\$ 30	\$ -	\$ -	\$ -	\$ -	\$ -
GASOLINE & DIESEL FOR FLEET (BUSINESS)	110-83310-41500		\$ -	\$ -	\$ -	\$ -	\$ -	\$ -	\$ -
MILEAGE (BUSINESS)	110-83320-41500		\$ -	\$ -	\$ 100	\$ 100	\$ 100	\$ 100	\$ 100
FURNITURE, FIXTURES (<\$50,000)	110-83510-41500		\$ 1,482	\$ -	\$ 500	\$ -	\$ 500	\$ 500	\$ 500

FY 2027 Finance Personnel, Operating, and Capital Budgets

Account Name	Account String	Itemizations	FY24 Actual	FY25 Actual	FY26 Budget	FY2026 EOY	FY2027 Budget	FY2028 Forecast	FY2029 Forecast
MACHINERY & EQUIPMENT (<\$50,000)	110-83530-41500		\$ 320	\$ -	\$ -	\$ 456	\$ -	\$ -	\$ -
COMPUTER HARDWARE (<\$50,000)	110-83540-41500		\$ 9,641	\$ 10,092	\$ 3,500	\$ 4,000	\$ 9,000	\$ 1,700	\$ 3,500
COMPUTER SOFTWARE (<\$50,000)	110-83550-41500		\$ 20,243	\$ 742	\$ 500	\$ -	\$ -	\$ -	\$ -
EQUIPMENT PARTS & SUPPLIES	110-83620-41500		\$ -	\$ 70	\$ 150	\$ 50	\$ -	\$ -	\$ -
BUILDING MAINTENANCE SUPPLIES	110-83660-41500		\$ -	\$ -	\$ -	\$ -	\$ -	\$ -	\$ -
PROPERTY INSURANCE	110-85110-41500		\$ 1,616	\$ 1,659	\$ -	\$ -	\$ -	\$ -	\$ -
FRAUD INSURANCE	110-85111-41500		\$ -	\$ 24	\$ -	\$ -	\$ -	\$ -	\$ -
INLAND MARINE INSURANCE	110-85112-41500		\$ 75	\$ 79	\$ -	\$ -	\$ -	\$ -	\$ -
AUTO PHYSICAL DAMAGE INSURANCE	110-85113-41500		\$ -	\$ -	\$ -	\$ -	\$ -	\$ -	\$ -
LIABILITY INSURANCE	110-85115-41500		\$ 5,119	\$ 2,820	\$ -	\$ -	\$ -	\$ -	\$ -
E&O LIABILITY INSURANCE	110-85116-41500		\$ -	\$ 1,341	\$ -	\$ -	\$ -	\$ -	\$ -
VEHICLE LIABILITY INSURANCE	110-85117-41500		\$ -	\$ -	\$ -	\$ -	\$ -	\$ -	\$ -
LAW ENFORCEMENT LIABILITY INSURANCE	110-85118-41500		\$ -	\$ -	\$ -	\$ -	\$ -	\$ -	\$ -
UMBRELLA LIABILITY INSURANCE	110-85119-41500		\$ 749	\$ 654	\$ -	\$ -	\$ -	\$ -	\$ -
PROPERTY CLAIMS/DEDUCTIBLES	110-85120-41500		\$ -	\$ -	\$ -	\$ -	\$ -	\$ -	\$ -
SURETY/NOTARY COSTS	110-85140-41500		\$ -	\$ -	\$ -	\$ -	\$ -	\$ -	\$ -
STATE FEES	110-85320-41500		\$ -	\$ -	\$ -	\$ -	\$ -	\$ -	\$ -
BANKING FEES	110-85510-41500		\$ 17,688	\$ 18,006	\$ 24,000	\$ 24,000	\$ 25,000	\$ 24,000	\$ 24,000
BANKING FEES	110-85510-41500	Pinnacle				\$ 24,000	\$ 25,000	\$ 24,000	\$ 24,000
INVESTMENT FEES	110-85520-41500		\$ 89,363	\$ 81,746	\$ 80,000	\$ 80,000	\$ 80,000	\$ 80,000	\$ 80,000
INVESTMENT FEES	110-85520-41500	GPA Advisors				\$ 80,000	\$ 80,000	\$ 80,000	\$ 80,000
FINANCIAL ADVISOR FEES	110-85525-41500		\$ 12,882	\$ 16,279	\$ 30,000	\$ 30,000	\$ 30,000	\$ 29,999	\$ 29,999
FINANCIAL ADVISOR FEES	110-85525-41500	PFM				\$ 30,000	\$ 30,000	\$ 29,999	\$ 29,999
E-COMMERCE FEES	110-85530-41500		\$ -	\$ -	\$ 20	\$ -	\$ -	\$ -	\$ -
CASH SHORT/OVER	110-85550-41500		\$ -	\$ -	\$ -	\$ -	\$ -	\$ -	\$ -
LATE CHARGES	110-85580-41500		\$ -	\$ -	\$ -	\$ -	\$ -	\$ -	\$ -
MISCELLANEOUS	110-85990-41500		\$ 107	\$ 635	\$ 165	\$ 165	\$ 165	\$ 165	\$ 165
MISCELLANEOUS	110-85990-41500	Off-cycle payroll fees				\$ 165	\$ 165	\$ 165	\$ 165
LEASE/LOAN PRINCIPAL	110-86600-41500		\$ -	\$ -	\$ -	\$ -	\$ -	\$ -	\$ -
Total Operating w/o Interfund Transfers			\$ 261,256	\$ 167,852	\$ 227,993	\$ 215,984	\$ 238,965	\$ 210,091	\$ 209,714
REIMBURSEMENT OF INTERFUND SERVICES	110-87510-41500		\$ (216,261)	\$ (216,261)	\$ (232,666)	\$ (232,666)	\$ (232,666)	\$ (232,666)	\$ (232,666)
Total Operating			\$ 44,995	\$ (48,409)	\$ (4,673)	\$ (16,682)	\$ 6,299	\$ (22,575)	\$ (22,952)

FY 2027 Finance Personnel, Operating, and Capital Budgets

Account Name	Account String	Itemizations	FY24 Actual	FY25 Actual	FY26 Budget	FY2026 EOY	FY2027 Budget	FY2028 Forecast	FY2029 Forecast
Finance Capital									
COMPUTER SOFTWARE (>\$50,000)	110-89550-41500		\$ -	\$ -	\$ 1,000,000	\$ 1,000,000	\$ 1,000,000	\$ -	\$ -
Comp Software-Leased (>\$50,000)	110-89551-41500		\$ -	\$ -	\$ -	\$ -	\$ -	\$ -	\$ -
Total Capital			\$ -	\$ -	\$ 1,000,000	\$ 1,000,000	\$ 1,000,000	\$ -	\$ -
Total Finance Budget			\$ 1,398,978	\$ 1,069,904	\$ 2,616,651	\$ 2,603,586	\$ 2,661,701	\$ 1,790,046	\$ 1,862,028



Program Enhancement Summary Form

Department/Division:

Priority	Fund	FTE	Title	Compensation	Benefits	Operating	Capital	Total FY27	Strategic Plan Alignment	One Time Future FY Costs	Recurring Costs
1	110	1	New Contracts Specialist Position	\$ 75,598	\$ 27,884			\$ 103,482	Organizational Health		\$ 103,482
								\$ -			
								\$ -			
								\$ -			
								\$ -			
								\$ -			
								\$ -			
								\$ -			
								\$ -			
								\$ -			
								\$ -			
								\$ -			
								\$ -			
Totals				\$ 75,598	\$ 27,884	\$ -	\$ -	\$ 103,482	\$ -	\$ -	\$ 103,482

FranklinForward Requested Allocations for the Upcoming Budget Year

	A Safe, Clean Livable City	\$ -
	Sustainable Growth & Economic Vitality	\$ -
	Fiscally Sound	\$ -
	Quality Life Experiences	\$ -
	Organizational Health	\$ 103,482
	Operational Excellence	\$ -
Total Franklin Forward Allocations		\$ 103,482

	Function	Requested Amount
	Personnel	\$ 103,482
	Operations	\$ -
	Capital (Vehicles, Equipment, Buildings, etc.)	\$ -
Total		\$ 103,482



HISTORIC
FRANKLIN
TENNESSEE

Program Enhancement Request Form - Personnel (PER-P)

Use this form to support your request for additional personnel and associated costs.

Budget Year: Intended Year: Priority of

Department-Division:

FranklinForward Theme:

Title of Request:

Requested Funding		
Account Description	FY2027 Costs	Recurring Costs
Compensation		
81110 REGULAR PAY	\$ 75,598	\$ 75,598
Benefits		
FICA/MEDI (7.65%)	\$ 5,783	\$ 5,783
Pension (Current 7.44%)	\$ 5,624	\$ 5,624
Holiday (Yes 108.28 for FY and 9 Month, No for ineligible, existing, or 6 Month)	\$ 108	\$ 108
Supplemental Life (Existing Emp \$0, New Emp FY \$84, New Empl 9 Month \$63, New Empl 6 \$42)	\$ 84	\$ 84
Basic (.001575/ AD&D .0003/ DISAB .00304)	\$ 372	\$ 372
MED/DNT/VIS (Existing Emp. Reclass \$0, New Emp. FY \$15,912 , New Emp. 9 Month \$11,934 , New Emp.6 Month \$7,956)	\$ 15,912	\$ 15,912
Operating Expenses		
Capital Expenses		
Total Personnel Cost	\$ 103,482	\$ 103,482

Purpose (Description) and Service Implication (if the request is not funded)

We have identified a growing need within Finance, specifically related to Accounts Payable for Capital Projects. To address this, I would like to repurpose the current Contracts Administrator position into a Contracts Payable Specialist role.

This position would focus on supporting capital projects across the entire City by helping track payments, retainage, reimbursements, and contract ceilings. It would work closely with our Senior Accounts Payable Specialist to ensure the timeliness of payments, prevent contract overspending, and support the prompt submission of reimbursement requests. Given the number and complexity of capital projects currently underway, this role would provide project managers with much-needed financial support and oversight.

To clarify, this position would not be involved in contract negotiations or any legal-related functions. A law degree would not be required. Instead, the ideal candidate should possess a finance degree, knowledge of governmental accounting, and relevant accounts payable experience.



HISTORIC
FRANKLIN
TENNESSEE

FY 2027 Operating Budget

Billing & Licensing

Jessica Davey, Billing & Licensing Director

Departmental Summary

The Department of Billing & Licensing performs billing services, collection services, and provides custom service for the City of Franklin Utility Department (water and wastewater), Stormwater Division, and the Sanitation & Environmental Services Department. The Department collects and processes business taxes, alcohol taxes, state shared taxes, and hotel/motel taxes. In addition, Billing & Licensing processes numerous permits for our citizens.

Performance Measures & Strategic Plan

The City of Franklin is in process of revising its Strategic Plan. First established in 2013, the City of Franklin Strategic Plan has specific and demonstrable objectives for each department which, when achieved individually, will cohesively move Franklin forward to meet the challenges and demands of the future.

The new strategic plan has six major goals. They include:

-  **Safe Clean Livable City**
-  **Sustainable Growth & Economic Vitality**
-  **Fiscally Sound**
-  **Quality Life Experiences**
-  **Organizational Health**
-  **Operational Excellence**

Each budget has a series of performance measures and benchmarks attached to it which demonstrate the workload, effectiveness and outcome of taxpayer support for the annual operations of the City of Franklin and its pursuit of the goals of the Strategic Plan. Together, these measures demonstrate a proper and diligent use of taxpayer dollars in the pursuit of a greater community.

Specific departmental strategic plan measures will be refined as the budget process continues.

General Performance Measures

Billing & Licensing Financial Performance Measures

Output Measure	FY2021	FY2022	FY2023	FY2024	FY2025
Amount					
Average monthly sewer bill.	\$68	\$71	\$77	\$77	\$81
Average monthly water bill.	\$52	\$55	\$61	\$62	\$66
Average monthly irrigation bill.	\$213	\$193	\$287	\$292	\$227
AMOUNT	\$333	\$318	\$425	\$431	\$374

Billing & Licensing Non-Financial Performance Measures

Output Measure	FY2021	FY2022	FY2023	FY2024	FY2025
Amount					
Number of property tax bills issued.	33,857	35,020	35,834	36,526	37,384
Utility collections as a percentage of utilities billed.	94.4	94.7	96.09	94.56	96.36
Number of lock box transactions.	70,348	55,753	48,450	41,208	37,999
Sustainable Franklin Measure: Percent of electronic versus manual payments. Goal: Increase by 1% by fiscal year ending.	93	95.1	95.41	95.7	96.3
Total percent of property tax collected within one year of levy.	99.1	99.1	99.1	99	99
Number of in-person transactions.	7,708	7,639	8,794	8,986	8,164
Percent of total transactions that were in person.	2.3	2.2	2.47	2.5	2.2
Number of bank draft transactions.	113,496	138,094	153,254	160,193	177,638
Percent of total transactions that were paper.	3.9	2.7	2.12	1.8	1.4
Number of delinquent notices.	2,906	6,231	5,921	6,039	6,055
Percent of total transactions that were electronic.	93.8	95.1	95.41	95.7	96.3
Total percent of property tax collected as a percentage of total levy.	99.1	99.1	99.1	99	99
Total number of transactions.	339,602	346,752	355,415	353,884	364,612
Number of water & sewer bills issued.	359,833	365,985	369,858	374,253	378,386
Total new requests for service.	2,524	2,335	2,036	2,016	2,224
Efficiency Measure: Maintain a utility billing error rate at or below 2%.	0.06	0.07	0.04	0.13	0.01
Number of ACH/RPPS transactions.	78,558	70,663	62,137	56,128	50,455
Number of drop box (2nd Avenue) & mail transactions.	13,272	9,499	7,523	6,248	5,179
Number of water shutoffs.	990	999	956	1,215	1,065
Number of web transactions.	56,220	65,104	75,257	81,121	85,177
AMOUNT	1,079,799.66	1,104,562.07	1,125,924.74	1,128,305.39	1,154,828.57

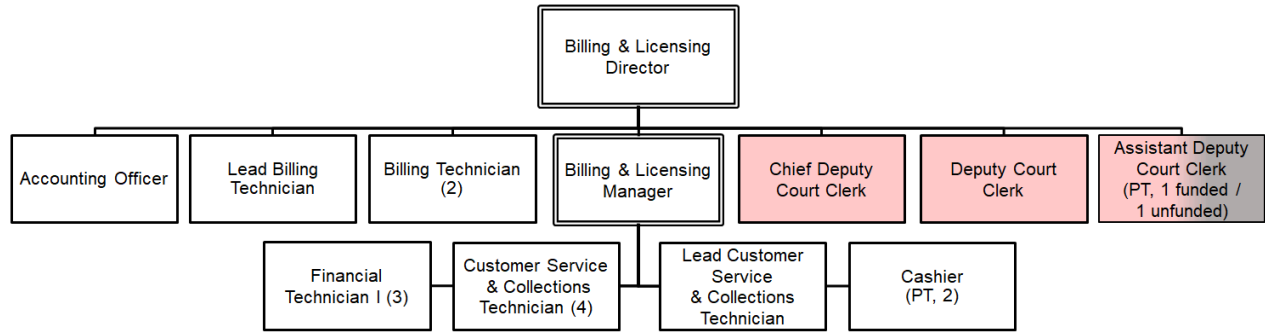
Citizens Survey

Billing & Licensing Department Citizen Survey Results

Measure	FY2016	FY2019	FY2025
Amount			
Percent rating the quality of utility billing services as excellent/good	79	80	85
AMOUNT	79	80	85

*Results are based on 100% excellent/good or fair/poor.

Organizational Chart



Guide: White: Billing & Licensing | Salmon: Municipal Court | Grey: Unfunded

Staffing by Position

Budgeted Positions	Pay Grade	FY 2023		FY 2024		FY 2025		FY 2026		FY 2027	
		F-T	P-T	F-T	P-T	F-T	P-T	F-T	P-T	F-T	P-T
Billing & Licensing											
Billing & Licensing Director	L	0	0	0	0	1	0	1	0	1	0
Revenue & Licensing Manager	J	1	0	1	0	0	0	0	0	0	0
Billing & Licensing Manager	J	0	0	0	0	1	0	1	0	1	0
Customer Service Supervisor	H	1	0	1	0	0	0	0	0	0	0
Accounting Officer	G	1	0	1	0	1	0	1	0	1	0
Lead Customer Service & Collections Technician	F	1	0	1	0	1	0	1	0	1	0
Lead Billing Technician	F	1	0	1	0	1	0	1	0	1	0
Financial Technician I	E	3	0	3	0	3	0	3	0	3	0
Billing Technician	E	2	0	2	0	2	0	2	0	2	0
Customer Service & Collections Technician	E	4	0	4	0	4	0	4	0	4	0
Cashier	D	0	2	0	2	0	2	0	2	0	2
Sub-Total - Budgeted Positions		14	2	14	2	14	2	14	2	14	2

Authorized, Unbudgeted Positions	Pay Grade	FY 2023		FY 2024		FY 2025		FY 2026		FY 2027	
		F-T	P-T	F-T	P-T	F-T	P-T	F-T	P-T	F-T	P-T
Cashier	D	0	1	0	1	0	1	0	0	0	0
Sub-Total - Unbudgeted Positions		0	1	0	1	0	1	0	0	0	0

Total Authorized Positions		14	3	14	3	14	3	14	2	14	2
-----------------------------------	--	-----------	----------	-----------	----------	-----------	----------	-----------	----------	-----------	----------

Budget Summary

Billing & Licensing

	ACTUAL 2024	ACTUAL 2025	BUDGET 2026	EOY 2026	BUDGET 2027		
	FY2024	FY2025	FY2026	FY2026	FY2027	26 v. 27 Difference \$	26 v. 27 Difference %
Expenses							
110 - GENERAL FUND							
PERSONNEL							
PERSONNEL (81000)	\$1,489,378	\$1,507,803	\$1,589,858	\$1,561,328	\$1,610,287	\$20,429	1.3%
PERSONNEL TOTAL	\$1,489,378	\$1,507,803	\$1,589,858	\$1,561,328	\$1,610,287	\$20,429	1.3%
OPERATIONS							
SERVICES (82000)	\$19,922	\$15,570	\$21,940	\$14,489	\$15,785	(\$6,155)	(28.1%)
SUPPLIES (83000)	\$40,475	\$19,270	\$34,475	\$28,186	\$35,775	\$1,300	3.8%
BUSINESS EXPENSES (85000)	\$429,832	\$429,160	\$451,200	\$438,300	\$451,200	\$0	0.0%
REIMBURSEMENT OF EXPENDITURES (87500)	(\$1,069,234)	(\$1,069,234)	(\$1,236,532)	(\$1,236,532)	(\$1,236,532)	\$0	0.0%
OPERATIONS TOTAL	(\$579,005)	(\$605,234)	(\$728,917)	(\$755,557)	(\$733,772)	(\$4,855)	0.7%
CAPITAL							
CAPITAL ASSETS (89000)	-	-	-	\$0	\$0	\$0	-
CAPITAL TOTAL	-	-	-	\$0	\$0	\$0	-
110 - GENERAL FUND TOTAL	\$910,373	\$902,569	\$860,941	\$805,771	\$876,515	\$15,574	1.8%
EXPENSES TOTAL	\$910,373	\$902,569	\$860,941	\$805,771	\$876,515	\$15,574	1.8%

FY 2027 Billing & Licensing Personnel, Operating, and Capital Budgets

Account Name	Account String	Itemizations	FY24 Actual	FY25 Actual	FY26 Budget	FY2026 EOY	FY2027 Budget	FY2028 Forecast	FY2029 Forecast
Billing & Licensing Personnel									
REGULAR PAY	110-81110-41310		\$ 1,040,831	\$ 1,043,253	\$ 1,124,512	\$ 1,083,243	\$ 1,128,759	\$ 1,245,277	\$ 1,305,502
FAMILY LEAVE PAY	110-81113-41310		\$ -	\$ -	\$ -	\$ -	\$ -	\$ -	\$ -
OVERTIME PAY	110-81120-41310		\$ 6,866	\$ 7,143	\$ 5,750	\$ 7,200	\$ 7,416	\$ 7,787	\$ 8,176
TEMPORARY WORK BY NON-CITY EMPLOYEES	110-81150-41310		\$ -	\$ -	\$ -	\$ -	\$ -	\$ -	\$ -
VACANCY ADJUSTMENT	110-81199-41310		\$ -	\$ -	\$ (37,424)	\$ -	\$ (39,507)	\$ (43,585)	\$ (45,693)
FICA (EMPLOYER'S SHARE)	110-81410-41310		\$ 76,420	\$ 76,677	\$ 85,872	\$ 86,984	\$ 95,267	\$ 100,074	\$ 85,872
ARPA - FICA PREMIUM PAY	110-81411-41310		\$ -	\$ -	\$ -	\$ -	\$ -	\$ -	\$ -
MEDICAL PREMIUMS	110-81420-41310		\$ 237,676	\$ 209,146	\$ 217,471	\$ 177,546	\$ 195,300	\$ 214,830	\$ 236,313
NEAR-SITE CLINIC (URGENT TEAM)	110-81422-41310		\$ 6,175	\$ 5,920	\$ 5,460	\$ 4,680	\$ 4,680	\$ 4,680	\$ 4,680
VISION PREMIUMS	110-81425-41310		\$ 1,448	\$ 1,620	\$ 1,782	\$ 1,389	\$ 1,459	\$ 1,532	\$ 1,608
DENTAL INSURANCE PREMIUMS	110-81430-41310		\$ 9,711	\$ 10,229	\$ 11,251	\$ 8,489	\$ 8,913	\$ 9,358	\$ 9,826
FSA ADMINISTRATION FEES	110-81431-41310		\$ 96	\$ 115	\$ 126	\$ 253	\$ 265	\$ 278	\$ 292
GROUP INSURANCE PREMIUMS	110-81433-41310		\$ 4,680	\$ 4,917	\$ 6,248	\$ 6,530	\$ 6,812	\$ 6,723	\$ 1,176
EE MEDICAL INSURANCE CONTRIBUTIONS	110-81440-41310		\$ (44,207)	\$ (42,168)	\$ (46,919)	\$ (36,072)	\$ (39,678)	\$ (43,646)	\$ (48,010)
CONTRIBUTIONS TO HEALTH SAVINGS ACCOUNT	110-81441-41310		\$ 2,400	\$ 1,800	\$ 1,200	\$ 1,200	\$ 1,200	\$ 1,200	\$ 1,200
EE DENTAL INSURANCE CONTRIBUTIONS	110-81443-41310		\$ (2,031)	\$ (2,010)	\$ (2,236)	\$ (1,770)	\$ (1,858)	\$ (1,951)	\$ (2,048)
EE VISION INSURANCE CONTRIBUTIONS	110-81444-41310		\$ (306)	\$ (320)	\$ (354)	\$ (289)	\$ (262)	\$ (275)	\$ (335)
RETIREMENT CONTRIBUTIONS	110-81450-41310		\$ 104,767	\$ 140,634	\$ 168,047	\$ 168,047	\$ 184,852	\$ 203,337	\$ 223,671
DEFINED CONTRIBUTION MATCH (CLOSED)	110-81455-41310		\$ 7,031	\$ 7,404	\$ 7,460	\$ 8,374	\$ 8,536	\$ 8,708	\$ 8,881
DEFINED CONTRIBUTION MATCH (TCRS)	110-81456-41310		\$ 34,845	\$ 39,562	\$ 38,632	\$ 40,572	\$ 42,769	\$ 44,938	\$ 47,224
Defined Cont Match (2017)	110-81458-41310		\$ 615	\$ 1,220	\$ 980	\$ 1,576	\$ 1,988	\$ 2,091	\$ 2,194
UNEMPLOYMENT CLAIMS	110-81460-41310		\$ -	\$ -	\$ -	\$ -	\$ -	\$ -	\$ -
WORKERS COMPENSATION PREMIUMS	110-81470-41310		\$ 2,361	\$ 1,596	\$ 2,000	\$ 3,376	\$ 3,376	\$ 3,376	\$ 3,376
WORKERS COMPENSATION CLAIMS	110-81475-41310		\$ -	\$ 1,066	\$ -	\$ -	\$ -	\$ -	\$ -
Total Personnel			\$ 1,489,378	\$ 1,507,803	\$ 1,589,858	\$ 1,561,328	\$ 1,610,287	\$ 1,764,732	\$ 1,843,905
Billing & Licensing Operating									
MAILING & OUTBOUND SHIPPING SERVICES	110-82110-41310		\$ 8,036	\$ 5,913	\$ 10,000	\$ 7,500	\$ 8,000	\$ 8,000	\$ 8,000
FREIGHT FOR INBOUND PURCHASED ITEMS	110-82120-41310		\$ -	\$ -	\$ -	\$ -	\$ -	\$ -	\$ -
VEHICLE LICENSES & TITLES	110-82130-41310		\$ -	\$ -	\$ -	\$ -	\$ -	\$ -	\$ -

FY 2027 Billing & Licensing Personnel, Operating, and Capital Budgets

Account Name	Account String	Itemizations	FY24 Actual	FY25 Actual	FY26 Budget	FY2026 EOY	FY2027 Budget	FY2028 Forecast	FY2029 Forecast
PRINTING & COPYING SERVICES, OUTSOURCED	110-82210-41310		\$ 111	\$ 291	\$ 200	\$ 150	\$ 200	\$ 200	\$ 200
TRANSCRIPTION FEES	110-82240-41310		\$ -	\$ -	\$ -	\$ -	\$ -	\$ -	\$ -
TESTING & PHYSICALS	110-82250-41310		\$ 231	\$ -	\$ 500	\$ 212	\$ 250	\$ 250	\$ 250
UNIFORM RENTAL & SERVICES	110-82260-41310		\$ -	\$ -	\$ -	\$ -	\$ -	\$ -	\$ -
OTHER OPERATING SERVICES	110-82299-41310		\$ 1,076	\$ 748	\$ 1,000	\$ -	\$ -	\$ -	\$ -
LEGAL NOTICES	110-82310-41310		\$ 29	\$ -	\$ 100	\$ -	\$ -	\$ -	\$ -
DUES FOR MEMBERSHIPS	110-82350-41310		\$ 715	\$ 811	\$ 790	\$ 635	\$ 635	\$ 635	\$ 635
DUES FOR MEMBERSHIPS	110-82350-41310	TGFOA x 3				\$ 90	\$ 90	\$ 90	\$ 90
DUES FOR MEMBERSHIPS	110-82350-41310	TN Bar Association				\$ 345	\$ 345	\$ 345	\$ 345
DUES FOR MEMBERSHIPS	110-82350-41310	GFOA				\$ -	\$ -	\$ -	\$ -
DUES FOR MEMBERSHIPS	110-82350-41310	Williamson Bar Association				\$ 200	\$ 200	\$ 200	\$ 200
PROFESSIONAL STANDARDS / ACCREDITATION	110-82355-41310		\$ -	\$ -	\$ -	\$ -	\$ -	\$ -	\$ -
EMERGENCY RELIEF	110-82371-41310		\$ -	\$ -	\$ -	\$ -	\$ -	\$ -	\$ -
RECRUITMENT	110-82373-41310		\$ 122	\$ -	\$ 150	\$ -	\$ -	\$ -	\$ -
PUBLICATIONS, NON-TRAINING	110-82390-41310		\$ -	\$ -	\$ 500	\$ -	\$ -	\$ -	\$ -
WATER & SEWER SERVICE	110-82420-41310		\$ -	\$ -	\$ -	\$ -	\$ -	\$ -	\$ -
TELEPHONE SERVICE	110-82450-41310		\$ 600	\$ 444	\$ -	\$ -	\$ -	\$ -	\$ -
CELLULAR TELEPHONE SERVICE	110-82455-41310		\$ 1,818	\$ 1,611	\$ 1,200	\$ 1,620	\$ 1,620	\$ 1,620	\$ 1,620
INTERNET & RELATED SERVICES	110-82470-41310		\$ 3,276	\$ 2,118	\$ -	\$ -	\$ -	\$ -	\$ -
COMPUTER SERVICES	110-82510-41310		\$ -	\$ -	\$ 250	\$ 297	\$ 330	\$ 330	\$ 330
COMPUTER SERVICES	110-82510-41310	Adobe Pro - 3 licenses				\$ 297	\$ 330	\$ 330	\$ 330
LEGAL SERVICES	110-82520-41310		\$ -	\$ -	\$ -	\$ -	\$ -	\$ -	\$ -
AUDIT SERVICES	110-82530-41310		\$ -	\$ -	\$ -	\$ -	\$ -	\$ -	\$ -
OTHER CONTRACTUAL SERVICES	110-82599-41310		\$ -	\$ -	\$ 500	\$ -	\$ -	\$ -	\$ -
VEHICLE REPAIR & MAINTENANCE SERVICES	110-82610-41310		\$ -	\$ -	\$ -	\$ -	\$ -	\$ -	\$ -
EQUIPMENT REPAIR & MAINTENANCE SERVICES	110-82620-41310		\$ -	\$ -	\$ -	\$ -	\$ -	\$ -	\$ -
BUILDING REPAIR & MAINTENANCE SERVICES	110-82660-41310		\$ -	\$ -	\$ -	\$ -	\$ -	\$ -	\$ -
EMPLOYEE RECOGNITION/RECEPTIONS	110-82750-41310		\$ -	\$ 861	\$ 1,000	\$ -	\$ -	\$ -	\$ -
TRAINING, OUTSIDE	110-82780-41310		\$ -	\$ 850	\$ 1,000	\$ 500	\$ 1,000	\$ 1,000	\$ 1,000
TRAINING, IN-HOUSE	110-82790-41310		\$ -	\$ -	\$ 250	\$ -	\$ -	\$ -	\$ -
REGISTRATIONS	110-82810-41310		\$ 2,102	\$ 1,505	\$ 2,500	\$ 1,250	\$ 1,250	\$ 1,250	\$ 1,250
REGISTRATIONS	110-82810-41310	TGFOA Fall Conferece (3 employees)				\$ 525	\$ 525	\$ 525	\$ 525
REGISTRATIONS	110-82810-41310	GFOA (1 employee)				\$ 600	\$ 600	\$ 600	\$ 600
REGISTRATIONS	110-82810-41310	TGFOA Spring Conference (1 employee, rotating schedule)				\$ 125	\$ 125	\$ 125	\$ 125

FY 2027 Billing & Licensing Personnel, Operating, and Capital Budgets

Account Name	Account String	Itemizations	FY24 Actual	FY25 Actual	FY26 Budget	FY2026 EOY	FY2027 Budget	FY2028 Forecast	FY2029 Forecast
GROUND TRANSPORTATION (TRAVEL)	110-82820-41310		\$ 107	\$ -	\$ 250	\$ 450	\$ 450	\$ 450	\$ 450
GROUND TRANSPORTATION (TRAVEL)	110-82820-41310	TGFOA Conference, Fall (2 employees)				\$ 100	\$ 100	\$ 100	\$ 100
GROUND TRANSPORTATION (TRAVEL)	110-82820-41310	TGFOA Conference, Spring (1 employee)				\$ 300	\$ 300	\$ 300	\$ 300
GROUND TRANSPORTATION (TRAVEL)	110-82820-41310	Miscellaneous				\$ 50	\$ 50	\$ 50	\$ 50
AIR TRAVEL	110-82830-41310		\$ 384	\$ -	\$ 500	\$ 450	\$ 500	\$ 500	\$ 500
LODGING	110-82840-41310		\$ 1,161	\$ 394	\$ 1,000	\$ 1,250	\$ 1,350	\$ 1,400	\$ 1,400
LODGING	110-82840-41310	TGFOA Spring Conference (1 employee)				\$ 150	\$ 150	\$ 200	\$ 200
LODGING	110-82840-41310	GFOA Conference (1 employee)				\$ 1,100	\$ 1,200	\$ 1,200	\$ 1,200
MEALS & FOOD (Travel)	110-82850-41310		\$ 155	\$ 23	\$ 200	\$ 175	\$ 200	\$ 200	\$ 200
OTHER TRAVEL EXPENSES	110-82890-41310		\$ -	\$ -	\$ 50	\$ -	\$ -	\$ -	\$ -
OFFICE SUPPLIES	110-83110-41310		\$ 12,328	\$ 11,585	\$ 15,000	\$ 12,000	\$ 15,000	\$ 15,000	\$ 15,000
OFFICE DÉCOR ITEMS (OTHER THAN FURNITURE)	110-83120-41310		\$ 226	\$ -	\$ 100	\$ -	\$ -	\$ 300	\$ 300
EMPLOYEE BENEVOLENCE ITEMS	110-83130-41310		\$ 537	\$ 149	\$ 500	\$ 200	\$ 500	\$ 500	\$ 500
MEALS & FOOD (Business)	110-83140-41310		\$ 1,625	\$ 1,627	\$ 1,800	\$ 2,050	\$ 2,100	\$ 2,100	\$ 2,100
MEALS & FOOD (Business)	110-83140-41310	Base				\$ 1,600	\$ 1,600	\$ 1,600	\$ 1,600
MEALS & FOOD (Business)	110-83140-41310	Meals for training				\$ 200	\$ 250	\$ 250	\$ 250
MEALS & FOOD (Business)	110-83140-41310	Retirements/Employee Recognitions				\$ 250	\$ 250	\$ 250	\$ 250
TRAINING SUPPLIES	110-83210-41310		\$ -	\$ -	\$ -	\$ -	\$ -	\$ -	\$ -
SAFETY SUPPLIES	110-83250-41310		\$ -	\$ -	\$ -	\$ -	\$ -	\$ -	\$ -
UNIFORMS PURCHASED	110-83260-41310		\$ 1,672	\$ 1,765	\$ 1,900	\$ 1,800	\$ 1,600	\$ 1,600	\$ 1,600
OTHER OPERATING SUPPLIES	110-83299-41310		\$ 140	\$ 153	\$ 160	\$ -	\$ -	\$ -	\$ -
GASOLINE & DIESEL FOR FLEET (BUSINESS)	110-83310-41310		\$ -	\$ -	\$ -	\$ -	\$ -	\$ -	\$ -
MILEAGE (BUSINESS)	110-83320-41310		\$ -	\$ -	\$ -	\$ -	\$ -	\$ -	\$ -
FURNITURE, FIXTURES (<\$50,000)	110-83510-41310		\$ 1,694	\$ -	\$ 550	\$ 500	\$ 500	\$ 500	\$ 500
FURNITURE, FIXTURES (<\$50,000)	110-83510-41310	Replacement chairs and/or desks				\$ 250	\$ 250	\$ 250	\$ 250
FURNITURE, FIXTURES (<\$50,000)	110-83510-41310	Miscellaneous				\$ 250	\$ 250	\$ 250	\$ 250
MACHINERY & EQUIPMENT (<\$50,000)	110-83530-41310		\$ 817	\$ 1,237	\$ 1,000	\$ 3,400	\$ 3,400	\$ 3,400	\$ 3,400
COMPUTER HARDWARE (<\$50,000)	110-83540-41310		\$ 21,158	\$ 2,329	\$ 13,000	\$ 8,136	\$ 12,500	\$ 12,500	\$ 12,500

FY 2027 Billing & Licensing Personnel, Operating, and Capital Budgets

Account Name	Account String	Itemizations	FY24 Actual	FY25 Actual	FY26 Budget	FY2026 EOY	FY2027 Budget	FY2028 Forecast	FY2029 Forecast
COMPUTER HARDWARE (<\$50,000)	110-83540-41310	New Monitors				\$ -	\$ -	\$ 2,000	\$ 2,000
COMPUTER HARDWARE (<\$50,000)	110-83540-41310	Scheduled Computer Replacements				\$ 7,695	\$ 12,000	\$ 10,000	\$ 10,000
COMPUTER HARDWARE (<\$50,000)	110-83540-41310	Printers				\$ -	\$ -	\$ -	\$ -
COMPUTER HARDWARE (<\$50,000)	110-83540-41310	Miscellaneous				\$ 441	\$ 500	\$ 500	\$ 500
COMPUTER SOFTWARE (<\$50,000)	110-83550-41310		\$ 234	\$ 425	\$ 300	\$ -	\$ -	\$ -	\$ -
EQUIPMENT PARTS & SUPPLIES	110-83620-41310		\$ 44	\$ -	\$ 165	\$ 100	\$ 175	\$ 175	\$ 175
PROPERTY INSURANCE	110-85110-41310		\$ 1,595	\$ 1,659	\$ -	\$ -	\$ -	\$ -	\$ -
FRAUD INSURANCE	110-85111-41310		\$ -	\$ 12	\$ -	\$ -	\$ -	\$ -	\$ -
INLAND MARINE INSURANCE	110-85112-41310		\$ 38	\$ 40	\$ -	\$ -	\$ -	\$ -	\$ -
AUTO PHYSICAL DAMAGE INSURANCE	110-85113-41310		\$ (665)	\$ -	\$ -	\$ -	\$ -	\$ -	\$ -
LIABILITY INSURANCE	110-85115-41310		\$ 1,741	\$ 1,349	\$ -	\$ -	\$ -	\$ -	\$ -
E&O LIABILITY INSURANCE	110-85116-41310		\$ -	\$ 641	\$ -	\$ -	\$ -	\$ -	\$ -
VEHICLE LIABILITY INSURANCE	110-85117-41310		\$ -	\$ -	\$ -	\$ -	\$ -	\$ -	\$ -
LAW ENFORCEMENT LIABILITY INSURANCE	110-85118-41310		\$ -	\$ -	\$ -	\$ -	\$ -	\$ -	\$ -
UMBRELLA LIABILITY INSURANCE	110-85119-41310		\$ 255	\$ 313	\$ -	\$ -	\$ -	\$ -	\$ -
PROPERTY CLAIMS/DEDUCTIBLES	110-85120-41310		\$ -	\$ -	\$ -	\$ -	\$ -	\$ -	\$ -
SURETY/NOTARY COSTS	110-85140-41310		\$ -	\$ 135	\$ -	\$ -	\$ -	\$ -	\$ -
STATE FEES	110-85320-41310		\$ -	\$ -	\$ -	\$ -	\$ -	\$ -	\$ -
UTILITY DISTRICT FEES	110-85330-41310		\$ 14,850	\$ 2,700	\$ 16,200	\$ 16,200	\$ 16,200	\$ 16,200	\$ 16,200
RECORDING & FILING FEES	110-85340-41310		\$ -	\$ -	\$ -	\$ -	\$ -	\$ -	\$ -
BANKING FEES	110-85510-41310		\$ 17,688	\$ 18,012	\$ 20,000	\$ 18,100	\$ 20,000	\$ 20,000	\$ 20,000
E-COMMERCE FEES	110-85530-41310		\$ -	\$ -	\$ -	\$ -	\$ -	\$ -	\$ -
BILLING SERVICES	110-85540-41310		\$ 219,018	\$ 225,579	\$ 230,000	\$ 221,000	\$ 230,000	\$ 230,000	\$ 230,000
CASH SHORT/OVER	110-85550-41310		\$ 47	\$ (10)	\$ -	\$ -	\$ -	\$ -	\$ -
PROPERTY TAX BILLINGS SERVICES	110-85555-41310		\$ 175,265	\$ 178,730	\$ 185,000	\$ 183,000	\$ 185,000	\$ 187,000	\$ 190,000
BAD DEBT EXPENSE (NET OF RECOVERIES)	110-85570-41310		\$ -	\$ -	\$ -	\$ -	\$ -	\$ -	\$ -
LATE CHARGES	110-85580-41310		\$ -	\$ -	\$ -	\$ -	\$ -	\$ -	\$ -
MISCELLANEOUS	110-85990-41310		\$ -	\$ -	\$ -	\$ -	\$ -	\$ -	\$ -
Total Operating w/o Interfund Transfers			\$ 490,229	\$ 464,000	\$ 507,615	\$ 480,975	\$ 502,760	\$ 505,110	\$ 508,110
REIMBURSEMENT OF INTERFUND SERVICES	110-87510-41310		\$ (1,069,234)	\$ (1,069,234)	\$ (1,236,532)	\$ (1,236,532)	\$ (1,236,532)	\$ (1,236,532)	\$ (1,236,532)
Total Operating			\$ (579,005)	\$ (605,234)	\$ (728,917)	\$ (755,557)	\$ (733,772)	\$ (731,422)	\$ (728,422)

FY 2027 Billing & Licensing Personnel, Operating, and Capital Budgets

Account Name	Account String	Itemizations	FY24 Actual	FY25 Actual	FY26 Budget	FY2026 EOY	FY2027 Budget	FY2028 Forecast	FY2029 Forecast
Billing & Licensing Capital									
Comp Software-Leased (>\$50,000)	110-89551-41200		\$ -	\$ -	\$ -	\$ -	\$ -	\$ -	\$ -
Total Capital			\$ -	\$ -	\$ -	\$ -	\$ -	\$ -	\$ -
Total Billing & Licensing Budget			\$ 910,373	\$ 902,569	\$ 860,941	\$ 805,771	\$ 876,515	\$ 1,033,310	\$ 1,115,483



HISTORIC
FRANKLIN
TENNESSEE

FY 2027 Operating Budget

Municipal Court

Jessica Davey, Billing & Licensing Director

Departmental Summary

Department Mission

Our mission is to effectively, efficiently, and accurately process City ordinance violations, to create and sustain customer-oriented quality service that provides maximum access to the court, and to promote public confidence in the court system.

Department Vision

Our vision is to provide those appearing and practicing before the court with fair, efficient, and expeditious means of proceeding with their business. We achieve our vision with competent, professional employees, continuing advancements in technology, and process improvement measures.

Performance Measures & Strategic Plan

The City of Franklin is in process of revising its Strategic Plan. First established in 2013, the City of Franklin Strategic Plan has specific and demonstrable objectives for each department which, when achieved individually, will cohesively move Franklin forward to meet the challenges and demands of the future.

The new strategic plan has six major goals. They include:



Each budget has a series of performance measures and benchmarks attached to it which demonstrate the workload, effectiveness and outcome of taxpayer support for the annual operations of the City of Franklin and its pursuit of the goals of the Strategic Plan. Together, these measures demonstrate a proper and diligent use of taxpayer dollars in the pursuit of a greater community.

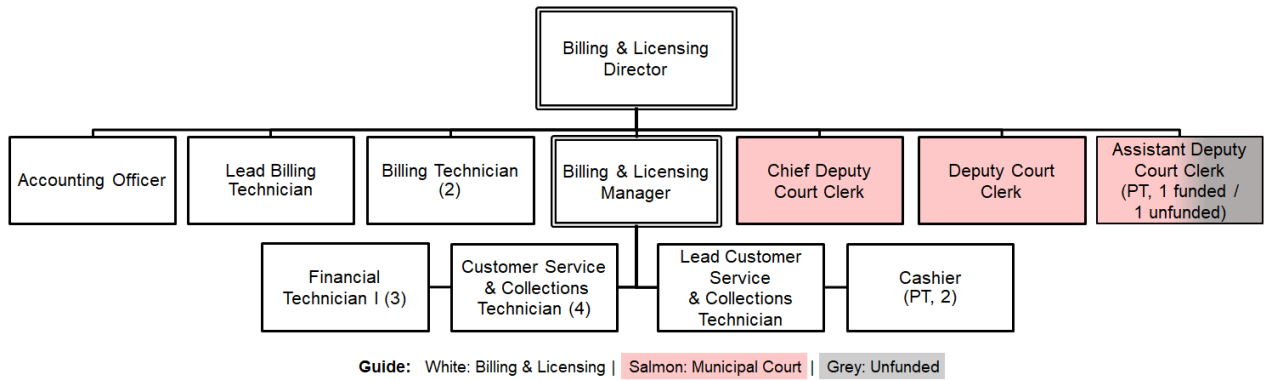
Specific departmental strategic plan measures will be refined as the budget process continues.

General Performance Measures

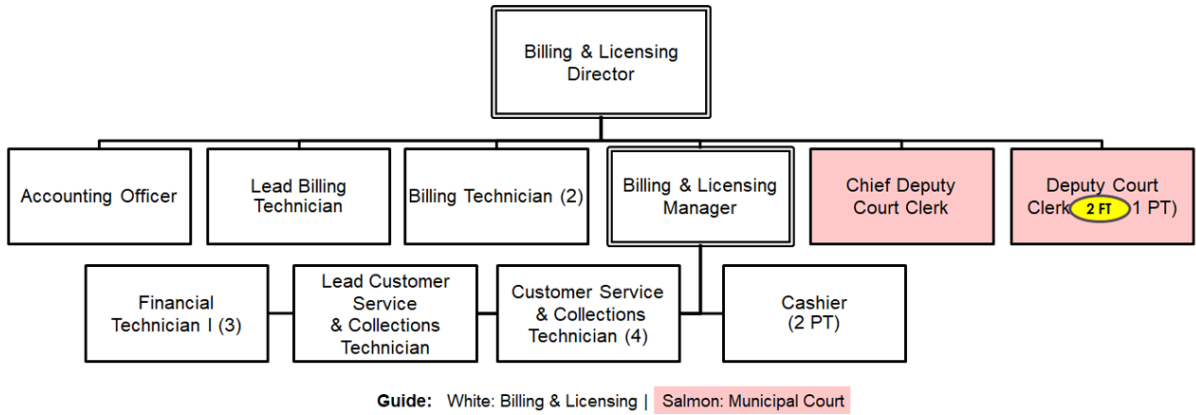
Court Non-Financial Performance Measures

Output Measure	FY2021	FY2022	FY2023	FY2024	FY2025
Amount					
Average number of days from issuance of a citation to resolution (non-traffic school).	41	40	40	40	40
Number of moving violation cases.	1,650	1,514	3,406	2,528	3,140
Sustainable Franklin Metric: Percentage of customer inquiries responded to within 2 business days.	100	100	100	100	100
Number of parking violations - cited cases.	1,930	1,009	2,053	2,122	1,965
Municipal Court collections as a percentage of municipal obligations billed.	88	90	90	90	90
Number of financial responsibility cases.	297	277	254	218	244
Number of seat belt cases.	28	46	42	45	74
Number of codes enforcement cases.	86	41	85	68	92
Number of license and registration cases.	570	578	716	462	697
Number of failure to appear cases.	188	133	169	177	214
Number of parking violations - warning cases.	392	750	3,161	6,691	6,811
Total cases filed.	5,141	3,886	5,543	5,620	6,979
AMOUNT	10,511	8,464	15,659	18,161	20,446

Organizational Chart



Proposed Organizational Chart



Staffing by Position

Budgeted Positions	Pay Grade	FY 2023		FY 2024		FY 2025		FY 2026		FY 2027	
		F-T	P-T	F-T	P-T	F-T	P-T	F-T	P-T	F-T	P-T
Municipal Court											
Chief Deputy Court Clerk	I	1	0	1	0	1	0	1	0	1	0
Deputy Court Clerk	F	1	0	1	0	1	0	1	0	1	0
Assistant Deputy Court Clerk	D	0	1	0	1	0	1	0	1	0	1
Sub-Total - Budgeted Positions		2	1	2	1	2	1	2	1	2	1

Authorized, Unbudgeted Positions	Pay Grade	FY 2023		FY 2024		FY 2025		FY 2026		FY 2027	
		F-T	P-T	F-T	P-T	F-T	P-T	F-T	P-T	F-T	P-T
Assistant Deputy Court Clerk	D	0	1	0	1	0	1	0	1	0	0
Sub-Total - Unbudgeted Positions		0	1	0	1	0	1	0	1	0	1

Total Authorized Positions	2	2	2	2	2	2	2	2	2	2	2
-----------------------------------	----------	----------	----------	----------	----------	----------	----------	----------	----------	----------	----------

Proposed Staffing by Position

Budgeted Positions	Pay Grade	FY 2023		FY 2024		FY 2025		FY 2026		FY 2027	
		F-T	P-T	F-T	P-T	F-T	P-T	F-T	P-T	F-T	P-T
Municipal Court											
Chief Deputy Court Clerk	I	1	0	1	0	1	0	1	0	1	0
Deputy Court Clerk	F	1	0	1	0	1	0	1	0	2	1
Assistant Deputy Court Clerk	D	0	1	0	1	0	1	0	1	0	1
Sub-Total - Budgeted Positions		2	1	2	1	2	1	2	1	3	1

Authorized, Unbudgeted Positions	Pay Grade	FY 2023		FY 2024		FY 2025		FY 2026		FY 2027	
		F-T	P-T	F-T	P-T	F-T	P-T	F-T	P-T	F-T	P-T
Assistant Deputy Court Clerk	D	0	1	0	1	0	1	0	1	0	1
Sub-Total - Unbudgeted Positions		0	1	0	1	0	1	0	1	0	0

Total Authorized Positions	2	2	2	2	2	2	2	2	2	3	1
-----------------------------------	----------	----------	----------	----------	----------	----------	----------	----------	----------	----------	----------

Budget Summary

Court

	ACTUAL 2024	ACTUAL 2025	BUDGET 2026	EOY 2026	BUDGET 2027		
	FY2024	FY2025	FY2026	FY2026	FY2027	26 v. 27 Difference \$	26 v. 27 Difference %
Expenses							
110 - GENERAL FUND							
PERSONNEL							
PERSONNEL (81000)	\$261,663	\$280,277	\$306,344	\$320,538	\$321,265	\$14,921	4.9%
PERSONNEL TOTAL	\$261,663	\$280,277	\$306,344	\$320,538	\$321,265	\$14,921	4.9%
OPERATIONS							
SERVICES (82000)	\$12,707	\$10,160	\$11,327	\$9,791	\$10,250	(\$1,077)	(9.5%)
SUPPLIES (83000)	\$5,798	\$7,078	\$13,100	\$9,998	\$11,750	(\$1,350)	(10.3%)
BUSINESS EXPENSES (85000)	\$11,016	\$13,444	\$7,000	\$12,760	\$13,000	\$6,000	85.7%
DEBT SERVICE (86000)	\$44,700	\$44,700	\$38,300	\$0	\$0	(\$38,300)	(100.0%)
OPERATIONS TOTAL	\$74,221	\$75,382	\$69,727	\$32,549	\$35,000	(\$34,727)	(49.8%)
CAPITAL	\$288,695	-	-	\$0	\$0	\$0	-
110 - GENERAL FUND TOTAL	\$624,579	\$355,659	\$376,071	\$353,087	\$356,265	(\$19,806)	(5.3%)
EXPENSES TOTAL	\$624,579	\$355,659	\$376,071	\$353,087	\$356,265	(\$19,806)	(5.3%)

FY 2027 Municipal Court Personnel, Operating, and Capital Budgets

Account Name	Account String	Itemizations	FY24 Actual	FY25 Actual	FY26 Budget	FY2026 EOY	FY2027 Budget	FY2028 Forecast	FY2029 Forecast
Municipal Court Personnel									
REGULAR PAY	110-81110-41200		\$ 166,674	\$ 175,437	\$ 201,721	\$ 201,795	\$ 201,910	\$ 225,294	\$ 237,345
FAMILY LEAVE PAY	110-81113-41200		\$ -	\$ -	\$ -	\$ -	\$ -	\$ -	\$ -
OVERTIME PAY	110-81120-41200		\$ 1,418	\$ 2,535	\$ 1,575	\$ 6,968	\$ 7,317	\$ 7,682	\$ 8,067
VACANCY ADJUSTMENT	110-81199-41200		\$ -	\$ -	\$ (7,216)	\$ -	\$ (7,067)	\$ (7,885)	\$ (8,307)
CITY JUDGE	110-81220-41200		\$ 27,083	\$ 25,108	\$ 25,000	\$ 25,000	\$ 25,000	\$ 25,000	\$ 25,000
JUDICIAL COMMISSION-WARRANTS	110-81250-41200		\$ -	\$ -	\$ -	\$ -	\$ -	\$ -	\$ -
FICA (EMPLOYER'S SHARE)	110-81410-41200		\$ 14,282	\$ 14,934	\$ 16,556	\$ 18,212	\$ 19,151	\$ 20,114	\$ 16,556
MEDICAL PREMIUMS	110-81420-41200		\$ 37,193	\$ 32,563	\$ 33,875	\$ 32,563	\$ 35,820	\$ 39,402	\$ 43,342
NEAR-SITE CLINIC (URGENT TEAM)	110-81422-41200		\$ 840	\$ 869	\$ 840	\$ 840	\$ 840	\$ 840	\$ 840
VISION PREMIUMS	110-81425-41200		\$ 220	\$ 216	\$ 237	\$ 216	\$ 226	\$ 238	\$ 250
DENTAL INSURANCE PREMIUMS	110-81430-41200		\$ 1,374	\$ 1,374	\$ 1,511	\$ 1,374	\$ 1,442	\$ 1,514	\$ 1,590
FSA ADMINISTRATION FEES	110-81431-41200		\$ 38	\$ 38	\$ 44	\$ 38	\$ 40	\$ 42	\$ 45
GROUP INSURANCE PREMIUMS	110-81433-41200		\$ 719	\$ 764	\$ 1,186	\$ 1,005	\$ 1,048	\$ 1,034	\$ 168
EE MEDICAL INSURANCE CONTRIBUTIONS	110-81440-41200		\$ (6,593)	\$ (6,330)	\$ (6,963)	\$ (6,330)	\$ (6,962)	\$ (7,659)	\$ (8,424)
CONTRIBUTIONS TO HEALTH SAVINGS ACCOUNT	110-81441-41200		\$ -	\$ -	\$ -	\$ -	\$ -	\$ -	\$ -
EE DENTAL INSURANCE CONTRIBUTIONS	110-81443-41200		\$ (274)	\$ (263)	\$ (289)	\$ (276)	\$ (289)	\$ (304)	\$ (319)
EE VISION INSURANCE CONTRIBUTIONS	110-81444-41200		\$ (42)	\$ (41)	\$ (45)	\$ (43)	\$ (30)	\$ (32)	\$ (49)
RETIREMENT CONTRIBUTIONS	110-81450-41200		\$ 14,121	\$ 28,127	\$ 33,609	\$ 33,609	\$ 36,970	\$ 40,667	\$ 44,734
DEFINED CONTRIBUTION MATCH (CLOSED)	110-81455-41200		\$ -	\$ -	\$ -	\$ -	\$ -	\$ -	\$ -
DEFINED CONTRIBUTION MATCH (TCRS)	110-81456-41200		\$ 4,182	\$ 4,359	\$ 4,251	\$ 4,935	\$ 5,185	\$ 5,449	\$ 5,726
Defined Cont Match (2017)	110-81458-41200		\$ -	\$ -	\$ -	\$ -	\$ -	\$ -	\$ -
WORKERS COMPENSATION PREMIUMS	110-81470-41200		\$ 427	\$ 423	\$ 452	\$ 632	\$ 664	\$ 697	\$ 732
WORKERS COMPENSATION CLAIMS	110-81475-41200		\$ -	\$ 163	\$ -	\$ -	\$ -	\$ -	\$ -
Total Personnel			\$ 261,663	\$ 280,277	\$ 306,344	\$ 320,538	\$ 321,265	\$ 352,093	\$ 367,296
Municipal Court Operating									
MAILING & OUTBOUND SHIPPING SERVICES	110-82110-41200		\$ 387	\$ 468	\$ 750	\$ 500	\$ 550	\$ 600	\$ 600
PRINTING & COPYING SERVICES, OUTSOURCED	110-82210-41200		\$ 547	\$ 496	\$ 500	\$ 550	\$ 550	\$ 550	\$ 550
FINGERPRINTING FEES	110-82245-41200		\$ -	\$ -	\$ -	\$ -	\$ -	\$ -	\$ -

FY 2027 Municipal Court Personnel, Operating, and Capital Budgets

Account Name	Account String	Itemizations	FY24 Actual	FY25 Actual	FY26 Budget	FY2026 EOY	FY2027 Budget	FY2028 Forecast	FY2029 Forecast
TESTING & PHYSICALS	110-82250-41200		\$ -	\$ -	\$ 100	\$ -	\$ 100	\$ 100	\$ 100
OTHER OPERATING SERVICES	110-82299-41200		\$ 29	\$ 29	\$ 50	\$ -	\$ -	\$ -	\$ -
LEGAL NOTICES	110-82310-41200		\$ -	\$ -	\$ -	\$ -	\$ -	\$ -	\$ -
DUES FOR MEMBERSHIPS	110-82350-41200		\$ -	\$ -	\$ -	\$ -	\$ -	\$ -	\$ -
EMERGENCY RELIEF	110-82371-41200		\$ -	\$ -	\$ -	\$ -	\$ -	\$ -	\$ -
PUBLICATIONS, NON-TRAINING	110-82390-41200		\$ 94	\$ 100	\$ 200	\$ 100	\$ 100	\$ 100	\$ 100
TELEPHONE SERVICE	110-82450-41200		\$ 200	\$ 148	\$ -	\$ -	\$ -	\$ -	\$ -
INTERNET & RELATED SERVICES	110-82470-41200		\$ 1,092	\$ 706	\$ -	\$ -	\$ -	\$ -	\$ -
COMPUTER SERVICES	110-82510-41200		\$ 379	\$ 163	\$ -	\$ 99	\$ 110	\$ 110	\$ 110
COMPUTER SERVICES	110-82510-41200	Adobe Pro - 1 license				\$ 99	\$ 110	\$ 110	\$ 110
LEGAL SERVICES	110-82520-41200		\$ -	\$ -	\$ -	\$ -	\$ -	\$ -	\$ -
OTHER CONTRACTUAL SERVICES	110-82599-41200		\$ 5,976	\$ 6,488	\$ 6,852	\$ 6,852	\$ 7,300	\$ 7,300	\$ 7,300
OTHER CONTRACTUAL SERVICES	110-82599-41200	Onsite Security				\$ 6,552	\$ 7,000	\$ 7,000	\$ 7,000
OTHER CONTRACTUAL SERVICES	110-82599-41200	Substitute Judge Compensation				\$ 300	\$ 300	\$ 300	\$ 300
VEHICLE REPAIR & MAINTENANCE SERVICES	110-82610-41200		\$ -	\$ -	\$ -	\$ -	\$ -	\$ -	\$ -
EQUIPMENT REPAIR & MAINTENANCE SERVICES	110-82620-41200		\$ 400	\$ 635	\$ 550	\$ 1,000	\$ 750	\$ 750	\$ 750
OTHER REPAIR & MAINTENANCE SERVICES	110-82699-41200		\$ -	\$ -	\$ -	\$ -	\$ -	\$ -	\$ -
TRAINING, OUTSIDE	110-82780-41200		\$ -	\$ -	\$ 100	\$ -	\$ -	\$ -	\$ -
TRAINING, IN-HOUSE	110-82790-41200		\$ -	\$ -	\$ -	\$ -	\$ -	\$ -	\$ -
REGISTRATIONS	110-82810-41200	Annual TBI Recertification Conference	\$ 975	\$ 40	\$ 100	\$ 40	\$ 40	\$ 40	\$ 40
GROUND TRANSPORTATION (TRAVEL)	110-82820-41200		\$ 673	\$ 402	\$ 625	\$ -	\$ -	\$ -	\$ -
AIR TRAVEL	110-82830-41200		\$ -	\$ -	\$ -	\$ -	\$ -	\$ -	\$ -
LODGING	110-82840-41200	Annual TBI Recertification Conference (1 employee)	\$ 1,092	\$ 362	\$ 1,000	\$ 400	\$ 500	\$ 500	\$ 500
MEALS & FOOD (Travel)	110-82850-41200		\$ 325	\$ 123	\$ 500	\$ 250	\$ 250	\$ 250	\$ 250
OTHER TRAVEL EXPENSES	110-82890-41200		\$ 539	\$ -	\$ -	\$ -	\$ -	\$ -	\$ -
OFFICE SUPPLIES	110-83110-41200		\$ 2,162	\$ 2,938	\$ 3,000	\$ 2,500	\$ 3,000	\$ 3,000	\$ 3,000
OFFICE DÉCOR ITEMS (OTHER THAN FURNITURE)	110-83120-41200		\$ -	\$ -	\$ 50	\$ -	\$ -	\$ -	\$ -
EMPLOYEE BENEVOLENCE ITEMS	110-83130-41200		\$ -	\$ 33	\$ 200	\$ 100	\$ 200	\$ 200	\$ 200
MEALS & FOOD (Business)	110-83140-41200		\$ -	\$ 226	\$ 500	\$ 600	\$ 600	\$ 600	\$ 600

FY 2027 Municipal Court Personnel, Operating, and Capital Budgets

Account Name	Account String	Itemizations	FY24 Actual	FY25 Actual	FY26 Budget	FY2026 EOY	FY2027 Budget	FY2028 Forecast	FY2029 Forecast
MEALS & FOOD (Business)	110-83140-41200	Base (4 Employees, requesting 1 add'l employee in this year's budget)				\$ 400	\$ 400	\$ 400	\$ 400
MEALS & FOOD (Business)	110-83140-41200	Training meals				\$ 200	\$ 200	\$ 200	\$ 200
UNIFORMS PURCHASED	110-83260-41200	Base (4 Employees, requesting 1 add'l employee in this year's budget)	\$ 307	\$ 335	\$ 400	\$ 300	\$ 400	\$ 400	\$ 400
UNIFORMS, SPECIALIZED	110-83265-41200		\$ -	\$ -	\$ -	\$ -	\$ -	\$ -	\$ -
CONSUMABLE TOOLS	110-83270-41200		\$ -	\$ -	\$ -	\$ -	\$ -	\$ -	\$ -
OTHER OPERATING SUPPLIES	110-83299-41200		\$ -	\$ -	\$ -	\$ -	\$ -	\$ -	\$ -
GASOLINE & DIESEL FOR FLEET (BUSINESS)	110-83310-41200		\$ -	\$ -	\$ -	\$ -	\$ -	\$ -	\$ -
MILEAGE (BUSINESS)	110-83320-41200		\$ -	\$ -	\$ 100	\$ -	\$ 450	\$ 450	\$ 450
FURNITURE, FIXTURES (<\$50,000)	110-83510-41200		\$ -	\$ 85	\$ 500	\$ 100	\$ 500	\$ 500	\$ 500
MACHINERY & EQUIPMENT (<\$50,000)	110-83530-41200		\$ -	\$ -	\$ 1,000	\$ -	\$ -	\$ -	\$ -
COMPUTER HARDWARE (<\$50,000)	110-83540-41200		\$ 3,329	\$ 3,355	\$ 7,000	\$ 6,246	\$ 6,500	\$ 6,500	\$ 6,500
COMPUTER HARDWARE (<\$50,000)	110-83540-41200	Scheduled Computer Replacement				\$ 4,746	\$ 5,000	\$ 5,000	\$ 5,000
COMPUTER HARDWARE (<\$50,000)	110-83540-41200	New monitors				\$ -	\$ 1,000	\$ -	\$ 1,000
COMPUTER HARDWARE (<\$50,000)	110-83540-41200	Printers				\$ 1,000	\$ -	\$ 1,000	\$ -
COMPUTER HARDWARE (<\$50,000)	110-83540-41200	Miscellaneous				\$ 500	\$ 500	\$ 500	\$ 500
COMPUTER SOFTWARE (<\$50,000)	110-83550-41200		\$ -	\$ 106	\$ 150	\$ -	\$ -	\$ -	\$ -
EQUIPMENT PARTS & SUPPLIES	110-83620-41200		\$ -	\$ -	\$ 200	\$ 152	\$ 100	\$ 100	\$ 100
PROPERTY INSURANCE	110-85110-41200		\$ 1,598	\$ 1,659	\$ -	\$ -	\$ -	\$ -	\$ -
FRAUD INSURANCE	110-85111-41200		\$ -	\$ 8	\$ -	\$ -	\$ -	\$ -	\$ -
INLAND MARINE INSURANCE	110-85112-41200		\$ 270	\$ 285	\$ -	\$ -	\$ -	\$ -	\$ -
AUTO PHYSICAL DAMAGE INSURANCE	110-85113-41200		\$ -	\$ -	\$ -	\$ -	\$ -	\$ -	\$ -
LIABILITY INSURANCE	110-85115-41200		\$ 2,299	\$ 907	\$ -	\$ -	\$ -	\$ -	\$ -
E&O LIABILITY INSURANCE	110-85116-41200		\$ -	\$ 431	\$ -	\$ -	\$ -	\$ -	\$ -
VEHICLE LIABILITY INSURANCE	110-85117-41200		\$ -	\$ -	\$ -	\$ -	\$ -	\$ -	\$ -
LAW ENFORCEMENT LIABILITY INSURANCE	110-85118-41200		\$ -	\$ -	\$ -	\$ -	\$ -	\$ -	\$ -
UMBRELLA LIABILITY INSURANCE	110-85119-41200		\$ 336	\$ 210	\$ -	\$ -	\$ -	\$ -	\$ -
PROPERTY CLAIMS/DEDUCTIBLES	110-85120-41200		\$ -	\$ -	\$ -	\$ -	\$ -	\$ -	\$ -

FY 2027 Municipal Court Personnel, Operating, and Capital Budgets

Account Name	Account String	Itemizations	FY24 Actual	FY25 Actual	FY26 Budget	FY2026 EOY	FY2027 Budget	FY2028 Forecast	FY2029 Forecast
VEHICLE LIABILITY CLAIMS/DEDUCTIBLES	110-85127-41200		\$ -	\$ -	\$ -	\$ -	\$ -	\$ -	\$ -
STATE FEES	110-85320-41200		\$ -	\$ -	\$ -	\$ -	\$ -	\$ -	\$ -
RECORDING & FILING FEES	110-85340-41200		\$ -	\$ -	\$ -	\$ -	\$ -	\$ -	\$ -
E-COMMERCE FEES	110-85530-41200		\$ 6,513	\$ 9,942	\$ 7,000	\$ 12,760	\$ 13,000	\$ 13,000	\$ 13,000
CASH SHORT/OVER	110-85550-41200		\$ -	\$ -	\$ -	\$ -	\$ -	\$ -	\$ -
BAD DEBT EXPENSE (NET OF RECOVERIES)	110-85570-41200		\$ -	\$ -	\$ -	\$ -	\$ -	\$ -	\$ -
MISCELLANEOUS	110-85990-41200		\$ -	\$ -	\$ -	\$ -	\$ -	\$ -	\$ -
PRINCIPAL	110-86100-41200		\$ -	\$ -	\$ -	\$ -	\$ -	\$ -	\$ -
INTEREST	110-86200-41200		\$ -	\$ -	\$ -	\$ -	\$ -	\$ -	\$ -
LEASE/LOAN PRINCIPAL	110-86600-41200		\$ 44,700	\$ 39,362	\$ 38,300	\$ -	\$ -	\$ -	\$ -
LEASE/LOAN PRINCIPAL	110-86600-41200	Catalis One Time Implementation Fee				\$ -	\$ -	\$ -	\$ -
LEASE/LOAN INTEREST	110-86700-41200		\$ -	\$ 5,338	\$ -	\$ -	\$ -	\$ -	\$ -
Total Operating			\$ 74,221	\$ 75,382	\$ 69,727	\$ 32,549	\$ 35,000	\$ 35,050	\$ 35,050
Municipal Court Capital									
Comp Software-Leased (>\$50,000)	110-89551-41200		\$ 288,695	\$ -	\$ -	\$ -	\$ -	\$ -	\$ -
Total Capital			\$ 288,695	\$ -	\$ -	\$ -	\$ -	\$ -	\$ -
Total Municipal Court Budget			\$ 624,579	\$ 355,659	\$ 376,071	\$ 353,087	\$ 356,265	\$ 387,143	\$ 402,346



Program Enhancement Summary Form

Department/Division:

Priority	Fund	FTE	Title	Compensation	Benefits	Operating	Capital	Total FY27	Strategic Plan Alignment	One Time Future FY Costs	Recurring Costs
1	110	1	Deputy Court Clerk	\$ 61,750	\$ 25,726			\$ 87,476	Operational Excellence		\$ 87,476
2	110	0	Reclass Assistant Deputy Court Clerk	\$ 6,985	\$ 534			\$ 7,519	Operational Excellence		\$ 7,519
								\$ -			
								\$ -			
								\$ -			
								\$ -			
								\$ -			
								\$ -			
								\$ -			
								\$ -			
								\$ -			
Totals				\$ 68,735	\$ 26,260	\$ -	\$ -	\$ 94,995	\$ -	\$ -	\$ 94,995

FranklinForward Requested Allocations for the Upcoming Budget Year

	A Safe, Clean Livable City	\$ -
	Sustainable Growth & Economic Vitality	\$ -
	Fiscally Sound	\$ -
	Quality Life Experiences	\$ -
	Organizational Health	\$ -
	Operational Excellence	\$ 94,995
Total Franklin Forward Allocations		\$ 94,995.00

Function	Requested Amount
Personnel	\$ 94,995
Operations	\$ -
Capital (Vehicles, Equipment, Buildings, etc.)	\$ -
Total	\$ 94,995



HISTORIC
FRANKLIN
TENNESSEE

Program Enhancement Request Form - Personnel (PER-P)

Use this form to support your request for additional personnel and associated costs.

Budget Year: Intended Year: Priority of

Department-Division:

FranklinForward Theme:

Title of Request:

Requested Funding		
Account Description	FY2027 Costs	Recurring Costs
Compensation		
81110 REGULAR PAY	\$ 61,750	\$ 61,750
Benefits		
FICA/MEDI (7.65%)	\$ 4,724	\$ 4,724
Pension (Current 7.44%)	\$ 4,594	\$ 4,594
Holiday (Yes 108.28 for FY and 9 Month, No for ineligible, existing, or 6 Month)	\$ 108	\$ 108
Supplemental Life (Existing Emp \$0, New Emp FY \$84, New Empl 9 Month \$63, New Empl 6 \$42)	\$ 84	\$ 84
Basic (.001575/ AD&D .0003/ DISAB .00304)	\$ 304	\$ 304
MED/DNT/VIS (Existing Emp. Reclass \$0, New Emp. FY \$15,912 , New Emp. 9 Month \$11,934 , New Emp.6 Month \$7,956)	\$ 15,912	\$ 15,912
Operating Expenses		
Capital Expenses		
Total Personnel Cost	\$ 87,476	\$ 87,476

Purpose (Description) and Service Implication (if the request is not funded)

This request is to add a full-time Deputy Court Clerk to the City Court department in pay grade F. Currently, City Court operates with a staff of two full-time clerks and one part-time clerk. This year, the department is relinquishing one authorized, but unfunded part-time position. As the city continues to grow, so does the workload handled by the City Court team. Citation volume rose from 3,886 in FY22 to 6,979 in FY25—an 80% increase. We project 9,468 citations in FY26, reflecting another 36% growth. The team also manages three monthly dockets, each averaging 150 citations and an average attendance of 65 defendants. Adding a third full-time employee will help sustain our service benchmarks: closing citations within 40 days and responding to inquiries within two business days. It will also ensure consistent front-office coverage, especially during staff leave, and reduce the need for the department supervisor to split time between managerial duties and frontline service. Further, a second full-time Deputy Court Clerk is needed to support the increasing complexity of case management and compliance requirements. As citation volume grows, so does the administrative burden of ensuring accurate data entry, timely reporting to state agencies, and adherence to evolving legal standards. Adding this position would allow the department to better manage these responsibilities, reduce the risk of errors, and maintain the integrity of court operations. Without this position, maintaining current levels of efficiency and customer service will become increasingly challenging.



HISTORIC
FRANKLIN
TENNESSEE

Program Enhancement Request Form - Personnel (PER-P)

Use this form to support your request for additional personnel and associated costs.

Budget Year: Intended Year: Priority of

Department-Division:

FranklinForward Theme:

Title of Request:

Requested Funding		
Account Description	FY2027 Costs	Recurring Costs
Compensation		
81110 REGULAR PAY	\$ 6,985	\$ 6,985
Benefits		
FICA/MEDI (7.65%)	\$ 534	\$ 534
Pension (Current 7.44%)	\$ -	\$ -
Holiday (Yes 108.28 for FY and 9 Month, No for ineligible, existing, or 6 Month)		
Supplemental Life (Existing Emp \$0, New Emp FY \$84, New Empl 9 Month \$63, New Empl 6 \$42)	\$ -	\$ -
Basic (.001575/ AD&D .0003/ DISAB .00304)	\$ -	\$ -
MED/DNT/VIS (Existing Emp. Reclass \$0, New Emp. FY \$15,912 , New Emp. 9 Month \$11,934 , New Emp.6 Month \$7,956)	\$ -	\$ -
Operating Expenses		
Capital Expenses		
Total Personnel Cost	\$ 7,519	\$ 7,519

Purpose (Description) and Service Implication (if the request is not funded)

This request is to reclass the Assistant Deputy Court Clerk from pay grade D to a Deputy Court Clerk pay grade F, aligning it with the existing full-time Deputy Court Clerk role. Historically part-time with limited responsibilities, the Assistant Deputy Court Clerk has, in recent years, assumed the full scope of duties performed by the Deputy Court Clerk due to increased workload. Further, the Assistant Deputy Court Clerk has been asked to perform the same duties as the Deputy Court Clerk to ensure continuity of operations during staff absences or scheduling gaps. The Assistant Deputy provides critical coverage when the full-time Deputy is unavailable, allowing court functions to proceed without disruption. Cross-training both positions enhances flexibility, reduces dependency on a single employee, and strengthens the overall resilience of the court's administrative processes. These responsibilities include reviewing driving histories, processing payments, reconciling the cash till, and communicating with defendants, attorneys, the Court Clerk, and the Judge. Although the position remains part-time, the duties are now identical. Reclassification is necessary to ensure internal equity and support the effective operation of City Court. Failure to fund this request may negatively impact employee morale and risk the loss of valuable institutional knowledge through turnover.



HISTORIC
FRANKLIN
TENNESSEE

FY 2027 Operating Budget

Information Technology

Jason Potts, Director

Departmental Summary

Departmental Mission:

To provide innovative, reliable, and secure technology solutions that are aligned with City of Franklin's goals and objectives to enhance City services.

Departmental Vision:

Information Technology (IT) is focused on providing professional and prompt service to our community by strengthening the City of Franklin's technology infrastructure, and delivering innovative solutions that meet our City's needs and goals.

Performance Measures & Strategic Plan

The City of Franklin is in process of revising its Strategic Plan. First established in 2013, the City of Franklin Strategic Plan has specific and demonstrable objectives for each department which, when achieved individually, will cohesively move Franklin forward to meet the challenges and demands of the future.

The new strategic plan has six major goals. They include:

-  **Safe Clean Livable City**
-  **Sustainable Growth & Economic Vitality**
-  **Fiscally Sound**
-  **Quality Life Experiences**
-  **Organizational Health**
-  **Operational Excellence**

Each budget has a series of performance measures and benchmarks attached to it which demonstrate the workload, effectiveness and outcome of taxpayer support for the annual operations of the City of Franklin and its pursuit of the goals of the Strategic Plan. Together, these measures demonstrate a proper and diligent use of taxpayer dollars in the pursuit of a greater community.

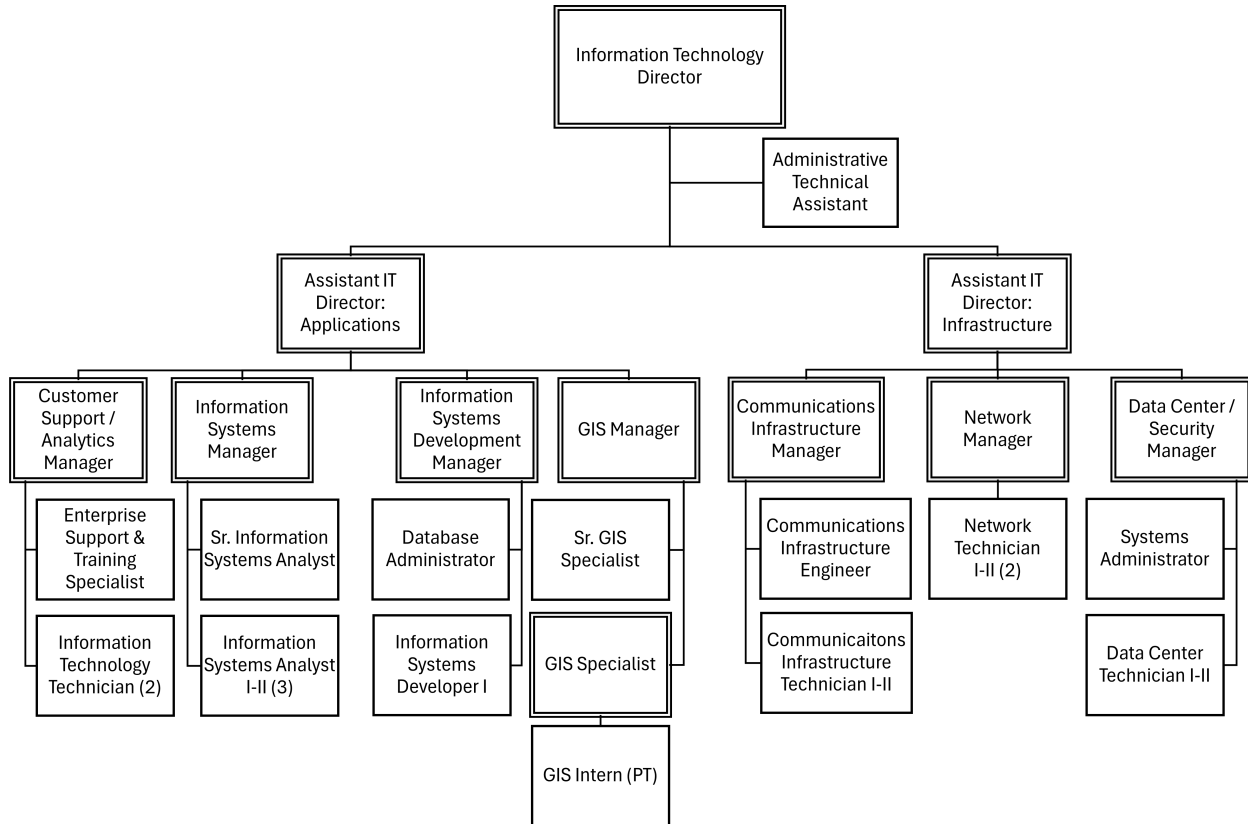
Specific departmental strategic plan measures will be refined as the budget process continues.

General Performance Measures

IT Non-Financial Performance Measures

Output Measure	FY2021	FY2022	FY2023	FY2024	FY2025
Amount					
Number of supported technology devices & applications: desktops.	0	337	459	340	340
Number of supported network devices: wireless radios.	0	790	707	780	780
Number of supported network devices: wireless access points.	0	60	78	79	79
Number of supported network devices: door access.	0	200	232	258	258
Number of supported technology devices & applications: virtual servers.	0	150	175	165	165
Number of supported network devices: radios.	0	790	707	780	780
Number of supported technology devices & applications: laptops.	0	425	578	490	490
Number of budgeted full time positions.	25	25	26	27	30
Number of supported technology devices & applications: physical servers.	0	21	17	20	20
Number of supported infrastructure: intersections.	0	130	124	125	125
Number of supported infrastructure: radio towers.	0	3	3	3	3
Number of supported network devices: network switches/routers.	0	125	363	381	381
Number of supported infrastructure: City facilities (buildings).	0	35	37	40	40
Number of supported technology devices & applications: applications.	0	110	119	122	122
Number of supported technology devices & applications: cameras.	0	575	253	271	271
Number of supported network devices: cellphones.	0	387	422	425	425
Number of supported network devices: phones.	0	1,215	1,220	1,337	1,337
Number of technology service requests.	4,022	4,705	6,745	7,556	7,677
Number of supported technology devices & applications: mobile data terminals (MDT's).	0	170	237	150	150
Number of supported infrastructure: fiber (# of miles).	0	80	82	87	87
AMOUNT	4,047	10,333	12,584	13,436	13,560

Organizational Chart



Staffing by Position

Budgeted Positions	Pay Grade	FY 2022		FY 2023		FY 2024		FY 2025		FY 2026	
		F-T	P-T	F-T	P-T	F-T	P-T	F-T	P-T	F-T	P-T
Information Technology Director	N	1	0	1	0	1	0	1	0	1	0
Assistant IT Director: Applications	M	1	0	1	0	1	0	1	0	1	0
Assistant IT Director: Infrastructure	M	0	0	0	0	0	0	1	0	1	0
Information Systems Manager	K	1	0	1	0	1	0	1	0	1	0
Information Systems Development Manager	K	1	0	1	0	1	0	1	0	1	0
Communications Infrastructure Manager	K	1	0	1	0	1	0	1	0	1	0
Network Manager	K	1	0	1	0	1	0	1	0	1	0
Data Center / Security Manager	K	1	0	1	0	1	0	1	0	1	0
Database Administrator	J	1	0	1	0	1	0	1	0	1	0
Customer Support / Analytics Manager	J	1	0	1	0	1	0	1	0	1	0
GIS Manager	J	1	0	1	0	1	0	1	0	1	0
Systems Administrator	J	0	0	0	0	1	0	1	0	1	0
Communication Infrastructure Engineer	J	1	0	1	0	1	0	1	0	1	0
Senior Information Systems Analyst	I	1	0	1	0	1	0	1	0	1	0
Enterprise Support & Training Specialist	H	1	0	1	0	1	0	1	0	1	0
Information Systems Analyst I-II	G-H	3	0	3	0	3	0	3	0	3	0
Communications Infrastructure Technician I-II	G-H	1	0	1	0	1	0	1	0	1	0
Data Center Technician I-II	G-H	2	0	2	0	1	0	1	0	1	0
Network Technician I-II	G-H	2	0	2	0	2	0	2	0	2	0
Sr. GIS Specialist	H	1	0	1	0	1	0	1	0	1	0
Information Systems Developer I	H	0	0	0	0	0	0	0	0	1	0
GIS Specialist	G	1	0	1	0	1	0	1	0	1	0
Administrative Technical Assistant	F	1	0	1	0	1	0	1	0	1	0
Information Technology Technician	F	1	0	2	0	2	0	2	0	2	0
GIS Intern	INTERN	0	1	0	1	0	1	0	1	0	1
Sub-Total - Budgeted Positions		25	1	26	1	26	1	27	1	28	1

Total Authorized Positions	25	1	26	1	26	1	27	1	28	1
-----------------------------------	-----------	----------	-----------	----------	-----------	----------	-----------	----------	-----------	----------

Budget Summary

Information Technology

	ACTUAL 2024	ACTUAL 2025	BUDGET 2026	EOY 2026	BUDGET 2027		
	FY2024	FY2025	FY2026	FY2026	FY2027	26 v. 27 Difference \$	26 v. 27 Difference %
Expenses							
110 - GENERAL FUND							
PERSONNEL							
PERSONNEL (81000)	\$3,480,391	\$3,693,270	\$4,067,678	\$4,045,572	\$4,159,058	\$91,380	2.3%
PERSONNEL TOTAL	\$3,480,391	\$3,693,270	\$4,067,678	\$4,045,572	\$4,159,058	\$91,380	2.3%
OPERATIONS							
SERVICES (82000)	\$3,222,518	\$3,465,853	\$3,917,075	\$3,837,941	\$4,607,070	\$689,995	17.6%
SUPPLIES (83000)	\$387,521	\$509,550	\$357,450	\$345,199	\$375,710	\$18,260	5.1%
BUSINESS EXPENSES (85000)	\$132,351	\$33,431	\$4,000	\$4,000	\$4,200	\$200	5.0%
DEBT SERVICE (86000)	\$77,156	\$98,032	\$126,968	\$129,105	\$87,935	(\$39,033)	(30.7%)
REIMBURSEMENT OF EXPENDITURES (87500)	(\$915,780)	(\$915,780)	(\$1,117,516)	(\$1,117,516)	(\$1,117,516)	\$0	0.0%
OPERATIONS TOTAL	\$2,903,765	\$3,191,085	\$3,287,977	\$3,198,729	\$3,957,399	\$669,422	20.4%
CAPITAL	\$277,146	\$295,001	\$1,315,000	\$450,000	\$450,000	(\$865,000)	(65.8%)
110 - GENERAL FUND TOTAL	\$6,661,302	\$7,179,356	\$8,670,655	\$7,694,301	\$8,566,457	(\$104,198)	(1.2%)
EXPENSES TOTAL	\$6,661,302	\$7,179,356	\$8,670,655	\$7,694,301	\$8,566,457	(\$104,198)	(1.2%)

FY 2027 Information Technology Personnel, Operating, and Capital Budgets

Account Name	Account String	Itemizations	FY24 Actual	FY25 Actual	FY26 Budget	FY2026 EOY	FY2027 Budget	FY2028 Forecast	FY2029 Forecast
Information Technology Personnel									
REGULAR PAY	110-81110-41350		\$ 2,563,419	\$ 2,630,353	\$ 2,942,455	\$ 2,855,930	\$ 2,942,397	\$ 3,245,507	\$ 3,401,774
FAMILY LEAVE PAY	110-81113-41350		\$ 6,021	\$ 4,878	\$ -	\$ 6,500	\$ -	\$ -	\$ -
OVERTIME PAY	110-81120-41350		\$ 36,993	\$ 18,889	\$ 45,000	\$ 22,000	\$ 30,000	\$ 31,500	\$ 33,075
TEMPORARY WORK BY NON-CITY EMPLOYEES	110-81150-41350		\$ -	\$ -	\$ -	\$ -	\$ -	\$ -	\$ -
VACANCY ADJUSTMENT	110-81199-41350		\$ -	\$ -	\$ (94,522)	\$ -	\$ (102,984)	\$ (113,593)	\$ (119,063)
FICA (EMPLOYER'S SHARE)	110-81410-41350		\$ 192,483	\$ 196,043	\$ 220,094	\$ 227,774	\$ 245,696	\$ 260,605	\$ 220,094
MEDICAL PREMIUMS	110-81420-41350		\$ 401,417	\$ 421,222	\$ 471,978	\$ 432,325	\$ 494,442	\$ 543,887	\$ 598,275
NEAR-SITE CLINIC (URGENT TEAM)	110-81422-41350		\$ 9,955	\$ 12,096	\$ 12,000	\$ 11,640	\$ 12,060	\$ 12,060	\$ 12,060
VISION PREMIUMS	110-81425-41350		\$ 2,321	\$ 2,743	\$ 3,211	\$ 2,874	\$ 3,123	\$ 3,279	\$ 3,443
DENTAL INSURANCE PREMIUMS	110-81430-41350		\$ 15,973	\$ 17,489	\$ 20,147	\$ 18,257	\$ 19,716	\$ 20,701	\$ 21,736
FSA ADMINISTRATION FEES	110-81431-41350		\$ 166	\$ 186	\$ 202	\$ 211	\$ 222	\$ 233	\$ 245
GROUP INSURANCE PREMIUMS	110-81433-41350		\$ 12,318	\$ 12,980	\$ 16,388	\$ 17,012	\$ 18,169	\$ 17,913	\$ 2,352
EE MEDICAL INSURANCE CONTRIBUTIONS	110-81440-41350		\$ (72,030)	\$ (83,836)	\$ (99,663)	\$ (86,119)	\$ (98,646)	\$ (108,510)	\$ (119,360)
CONTRIBUTIONS TO HEALTH SAVINGS ACCOUNT	110-81441-41350		\$ 6,100	\$ 5,400	\$ 3,600	\$ 3,600	\$ 3,600	\$ 3,600	\$ 3,600
EE DENTAL INSURANCE CONTRIBUTIONS	110-81443-41350		\$ (3,210)	\$ (3,397)	\$ (3,908)	\$ (3,718)	\$ (4,019)	\$ (4,219)	\$ (4,430)
EE VISION INSURANCE CONTRIBUTIONS	110-81444-41350		\$ (462)	\$ (531)	\$ (621)	\$ (583)	\$ (537)	\$ (564)	\$ (699)
RETIREMENT CONTRIBUTIONS	110-81450-41350		\$ 226,994	\$ 365,647	\$ 436,923	\$ 436,923	\$ 480,615	\$ 528,677	\$ 581,545
DEFINED CONTRIBUTION MATCH (CLOSED)	110-81455-41350		\$ 18,090	\$ 18,662	\$ 19,110	\$ 19,728	\$ 19,910	\$ 20,104	\$ 20,299
DEFINED CONTRIBUTION MATCH (TCRS)	110-81456-41350		\$ 55,177	\$ 56,132	\$ 62,643	\$ 64,489	\$ 73,740	\$ 77,464	\$ 81,391
Defined Cont Match (2017)	110-81458-41350		\$ 2,926	\$ 6,211	\$ 6,341	\$ 8,156	\$ 12,552	\$ 13,197	\$ 13,843
WORKERS COMPENSATION PREMIUMS	110-81470-41350		\$ 5,593	\$ 5,538	\$ 6,300	\$ 8,573	\$ 9,002	\$ 9,452	\$ 9,925
WORKERS COMPENSATION CLAIMS	110-81475-41350		\$ 148	\$ 6,564	\$ -	\$ -	\$ -	\$ -	\$ -
Total Personnel			\$ 3,480,391	\$ 3,693,270	\$ 4,067,678	\$ 4,045,572	\$ 4,159,058	\$ 4,561,293	\$ 4,760,105

Information Technology Operating

MAILING & OUTBOUND SHIPPING SERVICES	110-82110-41350		\$ 349	\$ 1,394	\$ 500	\$ 800	\$ 840	\$ 882	\$ 926
FREIGHT FOR INBOUND PURCHASED ITEMS	110-82120-41350		\$ -	\$ -	\$ -	\$ -	\$ -	\$ -	\$ -
VEHICLE LICENSES & TITLES	110-82130-41350		\$ 21	\$ -	\$ -	\$ -	\$ -	\$ -	\$ -
PRINTING & COPYING SERVICES, OUTSOURCED	110-82210-41350		\$ 120	\$ 60	\$ 150	\$ 300	\$ 315	\$ 331	\$ 347

FY 2027 Information Technology Personnel, Operating, and Capital Budgets

Account Name	Account String	Itemizations	FY24 Actual	FY25 Actual	FY26 Budget	FY2026 EOY	FY2027 Budget	FY2028 Forecast	FY2029 Forecast
TRANSCRIPTION FEES	110-82240-41350		\$ -	\$ -	\$ -	\$ -	\$ -	\$ -	\$ -
FINGERPRINTING FEES	110-82245-41350		\$ -	\$ -	\$ -	\$ 120	\$ 126	\$ 132	\$ 139
TESTING & PHYSICALS	110-82250-41350		\$ -	\$ -	\$ 600	\$ 600	\$ 630	\$ 662	\$ 695
OTHER OPERATING SERVICES	110-82299-41350		\$ 174	\$ 174	\$ 200	\$ -	\$ -	\$ -	\$ -
LEGAL NOTICES	110-82310-41350		\$ -	\$ -	\$ -	\$ -	\$ -	\$ -	\$ -
DUES FOR MEMBERSHIPS	110-82350-41350		\$ 379	\$ 957	\$ 500	\$ 825	\$ 866	\$ 1,209	\$ 956
DUES FOR MEMBERSHIPS	110-82350-41350	ATD Nashville				\$ 100	\$ 105	\$ 110	\$ 116
DUES FOR MEMBERSHIPS	110-82350-41350	ATD Annual Membership Professional Plus				\$ 500	\$ 525	\$ 551	\$ 579
DUES FOR MEMBERSHIPS	110-82350-41350	APCO International				\$ 125	\$ 131	\$ 138	\$ 145
DUES FOR MEMBERSHIPS	110-82350-41350	Motorola Trunked Users Group Membership				\$ 100	\$ 105	\$ 110	\$ 116
DUES FOR MEMBERSHIPS	110-82350-41350	GIS Certification Institute (3 years)				\$ -	\$ -	\$ 300	\$ -
EMERGENCY RELIEF	110-82371-41350		\$ -	\$ -	\$ -	\$ -	\$ -	\$ -	\$ -
PUBLICATIONS, NON-TRAINING	110-82390-41350		\$ -	\$ -	\$ -	\$ -	\$ -	\$ -	\$ -
ELECTRIC SERVICE	110-82410-41350		\$ 31,467	\$ 33,286	\$ -	\$ -	\$ -	\$ -	\$ -
SANITATION & ENVIR SERVICES	110-82435-41350		\$ -	\$ -	\$ -	\$ -	\$ -	\$ -	\$ -
TELEPHONE SERVICE	110-82450-41350		\$ 1,235	\$ 909	\$ -	\$ -	\$ -	\$ -	\$ -
800 MHZ ACCESS LINE SERVICE	110-82451-41350		\$ -	\$ -	\$ -	\$ -	\$ -	\$ -	\$ -
CELLULAR TELEPHONE SERVICE	110-82455-41350		\$ 17,243	\$ 18,043	\$ 19,000	\$ 19,000	\$ 20,000	\$ 20,999	\$ 22,049
INTERNET & RELATED SERVICES	110-82470-41350		\$ 32,449	\$ 32,363	\$ 85,000	\$ 85,000	\$ 95,308	\$ 100,073	\$ 105,077
INTERNET & RELATED SERVICES	110-82470-41350	External DNS -Digicert				\$ 20,000	\$ 22,000	\$ 23,100	\$ 24,255
INTERNET & RELATED SERVICES	110-82470-41350	ISP 1 United Communications				\$ 29,000	\$ 35,508	\$ 37,283	\$ 39,147
INTERNET & RELATED SERVICES	110-82470-41350	ISP 2 Lumen				\$ 36,000	\$ 37,800	\$ 39,690	\$ 41,675
CONNECTION CHARGES	110-82483-41350		\$ -	\$ -	\$ -	\$ -	\$ -	\$ -	\$ -
COMPUTER SERVICES	110-82510-41350		\$ 2,880,626	\$ 3,045,899	\$ 3,329,725	\$ 3,318,396	\$ 3,961,954	\$ 4,179,387	\$ 4,410,070
COMPUTER SERVICES	110-82510-41350	.GOV Renewal				\$ 1,200	\$ 1,200	\$ 1,260	\$ 1,323
COMPUTER SERVICES	110-82510-41350	1Password				\$ 11,000	\$ 11,550	\$ 12,128	\$ 12,734
COMPUTER SERVICES	110-82510-41350	APC Service Agreement (Mission Critical)				\$ 35,700	\$ 37,485	\$ 39,360	\$ 41,328
COMPUTER SERVICES	110-82510-41350	Arin				\$ 263	\$ 276	\$ 290	\$ 304
COMPUTER SERVICES	110-82510-41350	Avenu Insights				\$ 28,200	\$ 29,610	\$ 31,091	\$ 32,645
COMPUTER SERVICES	110-82510-41350	Backup Software				\$ 43,447	\$ 45,619	\$ 47,900	\$ 50,295
COMPUTER SERVICES	110-82510-41350	Bentley Software				\$ 31,500	\$ 33,075	\$ 34,729	\$ 36,465
COMPUTER SERVICES	110-82510-41350	Blue Beam Subscription				\$ 20,000	\$ 21,000	\$ 22,050	\$ 23,152
COMPUTER SERVICES	110-82510-41350	Brazos E-citation				\$ 39,000	\$ 41,895	\$ 43,990	\$ 46,189

FY 2027 Information Technology Personnel, Operating, and Capital Budgets

Account Name	Account String	Itemizations	FY24 Actual	FY25 Actual	FY26 Budget	FY2026 EOY	FY2027 Budget	FY2028 Forecast	FY2029 Forecast
COMPUTER SERVICES	110-82510-41350	CAT Base License				\$ 540	\$ 600	\$ 630	\$ 661
COMPUTER SERVICES	110-82510-41350	Central Square (Formerly TriTech)				\$ 106,488	\$ 111,811	\$ 117,402	\$ 123,272
COMPUTER SERVICES	110-82510-41350	Cisco ISE Virtual Machines				\$ 4,641	\$ 4,873	\$ 5,116	\$ 5,372
COMPUTER SERVICES	110-82510-41350	CitiBot				\$ 13,599	\$ 15,015	\$ 15,766	\$ 16,554
COMPUTER SERVICES	110-82510-41350	Civic Plus				\$ 17,500	\$ 18,375	\$ 19,294	\$ 20,258
COMPUTER SERVICES	110-82510-41350	Connect Mobility (QFree)				\$ -	\$ 49,999	\$ 52,499	\$ 55,123
COMPUTER SERVICES	110-82510-41350	Cradlepoint - Mobile Connectivity				\$ 35,560	\$ 37,338	\$ 39,205	\$ 41,165
COMPUTER SERVICES	110-82510-41350	CRI				\$ 53,550	\$ 56,227	\$ 59,038	\$ 61,989
COMPUTER SERVICES	110-82510-41350	Crime Reports				\$ 3,588	\$ 3,768	\$ 3,956	\$ 4,153
COMPUTER SERVICES	110-82510-41350	Crywolf				\$ 12,637	\$ 13,267	\$ 13,930	\$ 14,625
COMPUTER SERVICES	110-82510-41350	Curatescape				\$ -	\$ 3,000	\$ 3,150	\$ 3,307
COMPUTER SERVICES	110-82510-41350	CyberSecurity EA Agreement				\$ -	\$ 100,000	\$ 105,000	\$ 110,250
COMPUTER SERVICES	110-82510-41350	DataCenter EA(APIC/NEXUS)				\$ -	\$ 139,601	\$ 146,580	\$ 153,909
COMPUTER SERVICES	110-82510-41350	DebtBook				\$ 20,000	\$ 21,000	\$ 22,050	\$ 23,152
COMPUTER SERVICES	110-82510-41350	DocuSign				\$ 17,800	\$ 18,690	\$ 19,625	\$ 20,606
COMPUTER SERVICES	110-82510-41350	EMC Isilon				\$ 17,460	\$ 17,460	\$ 18,333	\$ 19,249
COMPUTER SERVICES	110-82510-41350	Emergent LLC - Adobe 11 licenses				\$ 29,255	\$ 3,550	\$ 3,728	\$ 3,914
COMPUTER SERVICES	110-82510-41350	ESO - Fire				\$ 14,000	\$ 15,067	\$ 15,820	\$ 16,611
COMPUTER SERVICES	110-82510-41350	ESO-Medical				\$ 32,162	\$ 33,770	\$ 35,459	\$ 37,231
COMPUTER SERVICES	110-82510-41350	ESRI				\$ 56,700	\$ 63,525	\$ 66,701	\$ 70,036
COMPUTER SERVICES	110-82510-41350	Everbridge Notification System (reimburse Williamson CO)				\$ 15,400	\$ 16,170	\$ 16,979	\$ 17,827
COMPUTER SERVICES	110-82510-41350	EVP Solution				\$ 109,450	\$ 109,448	\$ 114,920	\$ 120,666
COMPUTER SERVICES	110-82510-41350	Exabeam (LogRhythm) SIEM				\$ 15,030	\$ 22,000	\$ 23,100	\$ 24,255
COMPUTER SERVICES	110-82510-41350	Exagrid				\$ 20,924	\$ 23,000	\$ 24,150	\$ 25,357
COMPUTER SERVICES	110-82510-41350	Falcon				\$ 116,446	\$ 122,267	\$ 128,380	\$ 134,799
COMPUTER SERVICES	110-82510-41350	FASTER Fleet Asset Solution				\$ -	\$ -	\$ -	\$ 22,376
COMPUTER SERVICES	110-82510-41350	Fiber Mapping Solution				\$ 51,270	\$ 29,800	\$ 31,290	\$ 32,854
COMPUTER SERVICES	110-82510-41350	Genetec Video & Physical Security				\$ 19,329	\$ 22,000	\$ 23,100	\$ 24,255
COMPUTER SERVICES	110-82510-41350	GITHUB				\$ 460	\$ 483	\$ 507	\$ 535
COMPUTER SERVICES	110-82510-41350	GPS \ GEO Tab - Formerly Actsoft				\$ 15,120	\$ 15,120	\$ 15,876	\$ 16,669
COMPUTER SERVICES	110-82510-41350	GPSGate (MyCommerce Digital River)				\$ 1,600	\$ 1,680	\$ 1,764	\$ 1,852
COMPUTER SERVICES	110-82510-41350	HAAS Alert				\$ 7,543	\$ 7,920	\$ 8,316	\$ 8,732
COMPUTER SERVICES	110-82510-41350	Helpdesk Solution				\$ 12,000	\$ 13,230	\$ 13,892	\$ 14,586
COMPUTER SERVICES	110-82510-41350	HighQ				\$ 24,898	\$ 26,141	\$ 27,448	\$ 28,820
COMPUTER SERVICES	110-82510-41350	Hiring Solution				\$ 22,438	\$ 23,559	\$ 24,737	\$ 25,972

FY 2027 Information Technology Personnel, Operating, and Capital Budgets

Account Name	Account String	Itemizations	FY24 Actual	FY25 Actual	FY26 Budget	FY2026 EOY	FY2027 Budget	FY2028 Forecast	FY2029 Forecast
COMPUTER SERVICES	110-82510-41350	Indect - Parking Garage Maintenance Hardware				\$ -	\$ 12,500	\$ 12,500	\$ 12,500
COMPUTER SERVICES	110-82510-41350	Infor Public Sector				\$ 350,859	\$ 368,400	\$ 386,820	\$ 406,161
COMPUTER SERVICES	110-82510-41350	Informacast Fusion				\$ 12,000	\$ 12,179	\$ 12,788	\$ 13,427
COMPUTER SERVICES	110-82510-41350	IONWave				\$ -	\$ -	\$ 20,208	\$ 21,219
COMPUTER SERVICES	110-82510-41350	IP Cam Live (streaming service for TOC cameras)				\$ 7,992	\$ 8,500	\$ 8,925	\$ 9,371
COMPUTER SERVICES	110-82510-41350	JustFoia				\$ 9,294	\$ 9,758	\$ 10,246	\$ 10,758
COMPUTER SERVICES	110-82510-41350	Kronos				\$ 141,750	\$ 148,837	\$ 156,279	\$ 164,092
COMPUTER SERVICES	110-82510-41350	Learning Management System				\$ 13,200	\$ 13,878	\$ 14,572	\$ 15,300
COMPUTER SERVICES	110-82510-41350	LGA				\$ 28,762	\$ 29,900	\$ 31,395	\$ 32,964
COMPUTER SERVICES	110-82510-41350	Locution - Fire Alert Software				\$ 30,751	\$ 33,075	\$ 34,729	\$ 36,465
COMPUTER SERVICES	110-82510-41350	LogiKull				\$ 55,116	\$ 57,871	\$ 60,765	\$ 63,803
COMPUTER SERVICES	110-82510-41350	LOKI PPK DGPS Core & ASPsuite				\$ 1,500	\$ 1,575	\$ 1,654	\$ 1,736
COMPUTER SERVICES	110-82510-41350	LP360				\$ 1,400	\$ 1,442	\$ 1,514	\$ 1,589
COMPUTER SERVICES	110-82510-41350	LPR Maintenance				\$ 15,000	\$ 15,750	\$ 16,538	\$ 17,364
COMPUTER SERVICES	110-82510-41350	Metro E Internet Service				\$ 65,000	\$ 68,250	\$ 71,663	\$ 75,246
COMPUTER SERVICES	110-82510-41350	Microsoft Enterprise Agreement				\$ 508,825	\$ 519,276	\$ 545,239	\$ 572,500
COMPUTER SERVICES	110-82510-41350	Microsoft Tru-up				\$ 25,000	\$ 25,000	\$ 26,250	\$ 27,562
COMPUTER SERVICES	110-82510-41350	Motorola				\$ 276,943	\$ 303,870	\$ 319,064	\$ 335,017
COMPUTER SERVICES	110-82510-41350	MyCOI				\$ -	\$ 18,499	\$ 19,424	\$ 20,395
COMPUTER SERVICES	110-82510-41350	OnBase				\$ 56,211	\$ 59,021	\$ 61,972	\$ 65,070
COMPUTER SERVICES	110-82510-41350	Open Counter				\$ 25,000	\$ 36,178	\$ 37,987	\$ 39,886
COMPUTER SERVICES	110-82510-41350	OpenGov				\$ -	\$ 44,625	\$ 46,856	\$ 49,198
COMPUTER SERVICES	110-82510-41350	Operative IQ				\$ 16,240	\$ 22,325	\$ 23,191	\$ 24,350
COMPUTER SERVICES	110-82510-41350	Palo Alto				\$ 8,000	\$ 17,000	\$ 17,850	\$ 18,742
COMPUTER SERVICES	110-82510-41350	Patch MyPC				\$ 4,500	\$ 4,600	\$ 4,830	\$ 5,071
COMPUTER SERVICES	110-82510-41350	PD Diverse				\$ 4,450	\$ 4,673	\$ 4,907	\$ 5,152
COMPUTER SERVICES	110-82510-41350	Plan Review Software Renewal (IDT)				\$ 57,736	\$ 65,622	\$ 68,903	\$ 72,348
COMPUTER SERVICES	110-82510-41350	PureStoarge				\$ -	\$ 58,100	\$ 61,005	\$ 64,055
COMPUTER SERVICES	110-82510-41350	Quest Active Administrator & Security Explorer				\$ 23,663	\$ 24,846	\$ 26,087	\$ 27,391
COMPUTER SERVICES	110-82510-41350	RecTrac				\$ -	\$ 10,000	\$ 10,500	\$ 11,025
COMPUTER SERVICES	110-82510-41350	RouteSmart				\$ 28,379	\$ 35,175	\$ 36,934	\$ 38,780
COMPUTER SERVICES	110-82510-41350	SecureLink (SHI)				\$ 46,292	\$ 48,606	\$ 51,036	\$ 53,587
COMPUTER SERVICES	110-82510-41350	Service Express				\$ 21,594	\$ 22,000	\$ 23,100	\$ 24,255
COMPUTER SERVICES	110-82510-41350	ShareGate				\$ 6,051	\$ 6,353	\$ 6,671	\$ 7,005
COMPUTER SERVICES	110-82510-41350	SketchUp Pro - Carahsoft				\$ 400	\$ 400	\$ 420	\$ 441
COMPUTER SERVICES	110-82510-41350	SmartNet / Cisco UCCX				\$ 36,816	\$ 67,200	\$ 70,560	\$ 74,088
COMPUTER SERVICES	110-82510-41350	Solarwinds				\$ 21,623	\$ 22,703	\$ 23,838	\$ 25,029
COMPUTER SERVICES	110-82510-41350	SSL Security Certificates				\$ 3,300	\$ 3,465	\$ 3,638	\$ 3,819

FY 2027 Information Technology Personnel, Operating, and Capital Budgets

Account Name	Account String	Itemizations	FY24 Actual	FY25 Actual	FY26 Budget	FY2026 EOY	FY2027 Budget	FY2028 Forecast	FY2029 Forecast
COMPUTER SERVICES	110-82510-41350	Syn-Apps				\$ 6,000	\$ 6,300	\$ 6,615	\$ 6,945
COMPUTER SERVICES	110-82510-41350	Teams Room Pro				\$ 107	\$ 112	\$ 118	\$ 124
COMPUTER SERVICES	110-82510-41350	Teamviewergmbhus - Fire remote access				\$ 3,225	\$ 3,386	\$ 3,555	\$ 3,733
COMPUTER SERVICES	110-82510-41350	The Reporting Solution (Forvis)				\$ 3,000	\$ 3,000	\$ 3,150	\$ 3,307
COMPUTER SERVICES	110-82510-41350	TrakStar				\$ 50,280	\$ 51,000	\$ 53,550	\$ 56,227
COMPUTER SERVICES	110-82510-41350	Tree Size Pro				\$ 1,500	\$ 1,577	\$ 1,656	\$ 1,738
COMPUTER SERVICES	110-82510-41350	Trellix (formerly FireEye)				\$ 52,340	\$ 55,000	\$ 57,750	\$ 60,637
COMPUTER SERVICES	110-82510-41350	Twilio Sendgrid				\$ 1,500	\$ 1,622	\$ 1,703	\$ 1,788
COMPUTER SERVICES	110-82510-41350	UKG Payroll				\$ 25,000	\$ 27,037	\$ 28,389	\$ 29,808
COMPUTER SERVICES	110-82510-41350	Vailmail				\$ 20,769	\$ 21,808	\$ 22,898	\$ 24,042
COMPUTER SERVICES	110-82510-41350	Varonis				\$ 52,995	\$ 75,000	\$ 78,750	\$ 82,687
COMPUTER SERVICES	110-82510-41350	Vector formally Target Solutions				\$ 38,940	\$ 39,500	\$ 41,475	\$ 43,548
COMPUTER SERVICES	110-82510-41350	Vermont System (Rec Software)				\$ -	\$ 9,720	\$ 10,206	\$ 10,716
COMPUTER SERVICES	110-82510-41350	VMWare				\$ 76,075	\$ 77,976	\$ 81,875	\$ 85,967
COMPUTER SERVICES	110-82510-41350	Xmedius				\$ 5,320	\$ 6,000	\$ 6,300	\$ 6,615
LEGAL SERVICES	110-82520-41350		\$ -	\$ -	\$ -	\$ -	\$ -	\$ -	\$ -
ENGINEERING SERVICES	110-82540-41350		\$ -	\$ -	\$ -	\$ -	\$ -	\$ -	\$ -
AERIAL PHOTOGRAPHY / MAPPING SERVICES	110-82550-41350		\$ 21,389	\$ 9,000	\$ 95,000	\$ 46,750	\$ 85,500	\$ 76,900	\$ 81,470
AERIAL PHOTOGRAPHY / MAPPING SERVICES	110-82550-41350	3DHP Project with State of TN				\$ 15,000	\$ 13,000	\$ -	\$ -
AERIAL PHOTOGRAPHY / MAPPING SERVICES	110-82550-41350	NearMap				\$ 28,000	\$ 28,000	\$ 29,400	\$ 30,870
AERIAL PHOTOGRAPHY / MAPPING SERVICES	110-82550-41350	LiDAR Project				\$ -	\$ 40,000	\$ 42,000	\$ 44,100
AERIAL PHOTOGRAPHY / MAPPING SERVICES	110-82550-41350	Annual mapping services				\$ 3,750	\$ 4,500	\$ 5,500	\$ 6,500
CONSULTANT SERVICES	110-82560-41350		\$ 152,864	\$ 260,776	\$ 280,000	\$ 280,000	\$ 258,800	\$ 258,800	\$ 258,800
CONSULTANT SERVICES	110-82560-41350	Enterprise Application				\$ 75,000	\$ 75,000	\$ 75,000	\$ 75,000
CONSULTANT SERVICES	110-82560-41350	Annual Technology Security Assessment				\$ 30,000	\$ 30,000	\$ 30,000	\$ 30,000
CONSULTANT SERVICES	110-82560-41350	Customer Support				\$ 5,000	\$ 5,000	\$ 5,000	\$ 5,000
CONSULTANT SERVICES	110-82560-41350	Application Development				\$ 5,000	\$ 15,000	\$ 15,000	\$ 15,000
CONSULTANT SERVICES	110-82560-41350	Infrastructure				\$ 15,000	\$ 15,000	\$ 15,000	\$ 15,000
CONSULTANT SERVICES	110-82560-41350	GIS				\$ 5,000	\$ 5,000	\$ 5,000	\$ 5,000
CONSULTANT SERVICES	110-82560-41350	IS				\$ 20,000	\$ 20,000	\$ 20,000	\$ 20,000
CONSULTANT SERVICES	110-82560-41350	Microsoft Technical Account Management				\$ 35,000	\$ 72,800	\$ 72,800	\$ 72,800
CONSULTANT SERVICES	110-82560-41350	City Wide Scanning Project				\$ 70,000	\$ -	\$ -	\$ -
CONSULTANT SERVICES	110-82560-41350	Nectar				\$ 20,000	\$ 21,000	\$ 21,000	\$ 21,000

FY 2027 Information Technology Personnel, Operating, and Capital Budgets

Account Name	Account String	Itemizations	FY24 Actual	FY25 Actual	FY26 Budget	FY2026 EOY	FY2027 Budget	FY2028 Forecast	FY2029 Forecast
OTHER CONTRACTUAL SERVICES	110-82599-41350		\$ 15,484	\$ 2,862	\$ 21,500	\$ -	\$ 91,500	\$ 92,575	\$ 93,704
OTHER CONTRACTUAL SERVICES	110-82599-41350	Middle TN Electric Wifi Pole rental				\$ -	\$ 21,500	\$ 22,575	\$ 23,704
OTHER CONTRACTUAL SERVICES	110-82599-41350	City Wide Scanning - Contract 2024-0273				\$ -	\$ 70,000	\$ 70,000	\$ 70,000
VEHICLE REPAIR & MAINTENANCE SERVICES	110-82610-41350		\$ 5,384	\$ 9,722	\$ 5,000	\$ 5,000	\$ 5,250	\$ 5,513	\$ 5,789
EQUIPMENT REPAIR & MAINTENANCE SERVICES	110-82620-41350		\$ 653	\$ 1,153	\$ 1,500	\$ 2,500	\$ 2,575	\$ 2,652	\$ 2,732
FIBER OPTIC SERVICE	110-82649-41350		\$ -	\$ -	\$ -	\$ -	\$ -	\$ -	\$ (1)
GROUNDS MAINTENANCE SERVICES	110-82654-41350		\$ -	\$ -	\$ -	\$ -	\$ -	\$ -	\$ -
BUILDING REPAIR & MAINTENANCE SERVICES	110-82660-41350		\$ 6,303	\$ -	\$ -	\$ -	\$ -	\$ -	\$ -
OTHER REPAIR & MAINTENANCE SERVICES	110-82699-41350		\$ 1,363	\$ -	\$ -	\$ -	\$ -	\$ -	\$ -
TUITION ASSISTANCE PROGRAM	110-82720-41350		\$ -	\$ -	\$ -	\$ -	\$ -	\$ -	\$ -
TRAINING, OUTSIDE	110-82780-41350		\$ 21,177	\$ 13,026	\$ 40,000	\$ 40,000	\$ 40,000	\$ 40,000	\$ 39,999
TRAINING, OUTSIDE	110-82780-41350	Application Training				\$ 20,000	\$ 20,000	\$ 20,000	\$ 20,000
TRAINING, OUTSIDE	110-82780-41350	Network Training				\$ 20,000	\$ 20,000	\$ 20,000	\$ 19,999
TRAINING, IN-HOUSE	110-82790-41350		\$ 58	\$ -	\$ 200	\$ -	\$ 210	\$ 221	\$ 232
REGISTRATIONS	110-82810-41350		\$ 16,357	\$ 12,889	\$ 16,000	\$ 8,700	\$ 13,000	\$ 13,000	\$ 13,000
REGISTRATIONS	110-82810-41350	TN GIS User Group Conf - 3 GIS Employees				\$ 1,500	\$ 1,500	\$ 1,500	\$ 1,500
REGISTRATIONS	110-82810-41350	APCO Conf - 2 employees				\$ 1,000	\$ 1,000	\$ 1,000	\$ 1,000
REGISTRATIONS	110-82810-41350	Asset Management Conf - 1 employee				\$ 2,000	\$ 2,000	\$ 2,000	\$ 2,000
REGISTRATIONS	110-82810-41350	OnBase Conf - 2 employees				\$ 1,500	\$ 1,500	\$ 1,500	\$ 1,500
REGISTRATIONS	110-82810-41350	Financial Solution Conf - 2 employees				\$ -	\$ 2,500	\$ 2,500	\$ 2,500
REGISTRATIONS	110-82810-41350	Datacenter Conference - 2 employees				\$ -	\$ 1,200	\$ 1,200	\$ 1,200
REGISTRATIONS	110-82810-41350	AI Conf - 3 employees				\$ -	\$ 600	\$ 600	\$ 600
REGISTRATIONS	110-82810-41350	Microsoft Summit - 2 employees				\$ 1,200	\$ 1,200	\$ 1,200	\$ 1,200
REGISTRATIONS	110-82810-41350	Other Professional Conferences				\$ 1,500	\$ 1,500	\$ 1,500	\$ 1,500
GROUND TRANSPORTATION (TRAVEL)	110-82820-41350		\$ 639	\$ 410	\$ 1,550	\$ 1,550	\$ 1,627	\$ 6,890	\$ 7,235
AIR TRAVEL	110-82830-41350		\$ 5,625	\$ 7,313	\$ 6,250	\$ 10,000	\$ 10,000	\$ 10,000	\$ 10,000
AIR TRAVEL	110-82830-41350	20 out-of-state conferences x \$500				\$ 10,000	\$ 10,000	\$ 10,000	\$ 10,000

FY 2027 Information Technology Personnel, Operating, and Capital Budgets

Account Name	Account String	Itemizations	FY24 Actual	FY25 Actual	FY26 Budget	FY2026 EOY	FY2027 Budget	FY2028 Forecast	FY2029 Forecast
LODGING	110-82840-41350		\$ 7,760	\$ 12,667	\$ 11,000	\$ 15,000	\$ 15,000	\$ 15,000	\$ 15,000
LODGING	110-82840-41350	60 nights x \$250				\$ 15,000	\$ 15,000	\$ 15,000	\$ 15,000
MEALS & FOOD (Travel)	110-82850-41350		\$ 2,277	\$ 2,358	\$ 2,550	\$ 2,550	\$ 2,677	\$ 2,811	\$ 2,952
OTHER TRAVEL EXPENSES	110-82890-41350		\$ 1,122	\$ 594	\$ 850	\$ 850	\$ 892	\$ 937	\$ 984
OFFICE SUPPLIES	110-83110-41350		\$ 8,181	\$ 7,360	\$ 8,050	\$ 8,050	\$ 8,452	\$ 8,875	\$ 9,319
OFFICE DÉCOR ITEMS (OTHER THAN FURNITURE)	110-83120-41350		\$ -	\$ 53	\$ 200	\$ -	\$ -	\$ -	\$ -
EMPLOYEE BENEVOLENCE ITEMS	110-83130-41350		\$ -	\$ 217	\$ 150	\$ 150	\$ 158	\$ 166	\$ 174
MEALS & FOOD (Business)	110-83140-41350		\$ 2,193	\$ 2,225	\$ 2,000	\$ 2,000	\$ 2,100	\$ 2,205	\$ 2,315
TRAINING SUPPLIES	110-83210-41350		\$ -	\$ 26	\$ -	\$ -	\$ -	\$ -	\$ -
SAFETY SUPPLIES	110-83250-41350		\$ -	\$ -	\$ -	\$ -	\$ -	\$ -	\$ -
UNIFORMS PURCHASED	110-83260-41350		\$ 2,236	\$ 1,635	\$ 2,400	\$ 2,400	\$ 2,520	\$ -	\$ -
OTHER OPERATING SUPPLIES	110-83299-41350		\$ 48	\$ 4,393	\$ 50	\$ -	\$ -	\$ 2,520	\$ 2,646
GASOLINE & DIESEL FOR FLEET (BUSINESS)	110-83310-41350		\$ 4,051	\$ 3,633	\$ 4,100	\$ 4,100	\$ 4,305	\$ 4,520	\$ 4,746
MILEAGE (BUSINESS)	110-83320-41350		\$ -	\$ -	\$ -	\$ -	\$ -	\$ -	\$ -
FURNITURE, FIXTURES (<\$50,000)	110-83510-41350		\$ 300	\$ 181	\$ 500	\$ 500	\$ 525	\$ 551	\$ 579
VEHICLES (<\$50,000)	110-83520-41350		\$ -	\$ -	\$ -	\$ -	\$ -	\$ -	\$ -
MACHINERY & EQUIPMENT (<\$50,000)	110-83530-41350		\$ 4,737	\$ 4,324	\$ 5,000	\$ 4,999	\$ 5,250	\$ 5,513	\$ 5,789
COMPUTER HARDWARE (<\$50,000)	110-83540-41350		\$ 300,342	\$ 268,621	\$ 192,000	\$ 225,000	\$ 225,000	\$ 225,000	\$ 225,000
COMPUTER HARDWARE (<\$50,000)	110-83540-41350	Server Replacements				\$ 40,000	\$ 40,000	\$ 40,000	\$ 40,000
COMPUTER HARDWARE (<\$50,000)	110-83540-41350	Network Gear				\$ 100,000	\$ 100,000	\$ 100,000	\$ 100,000
COMPUTER HARDWARE (<\$50,000)	110-83540-41350	Computer Hardware Replacement				\$ 30,000	\$ 30,000	\$ 30,000	\$ 30,000
COMPUTER HARDWARE (<\$50,000)	110-83540-41350	Camera Replacement				\$ 35,000	\$ 35,000	\$ 35,000	\$ 35,000
COMPUTER HARDWARE (<\$50,000)	110-83540-41350	Access Control Hardware Replacemnt				\$ 20,000	\$ 20,000	\$ 20,000	\$ 20,000
COMPUTER SOFTWARE (<\$50,000)	110-83550-41350		\$ 3,773	\$ 156,862	\$ 125,000	\$ 80,000	\$ 108,500	\$ -	\$ -
COMPUTER SOFTWARE (<\$50,000)	110-83550-41350	HelpDesk Solution				\$ 80,000	\$ 80,000	\$ -	\$ -
COMPUTER SOFTWARE (<\$50,000)	110-83550-41350	FY2025 PER: Security SIEM				\$ -	\$ 20,000	\$ -	\$ -
COMPUTER SOFTWARE (<\$50,000)	110-83550-41350	Automox Server Patching				\$ -	\$ 8,500	\$ -	\$ -
Other Equipment (<\$50,000)	110-83599-41350		\$ 286	\$ -	\$ -	\$ -	\$ -	\$ -	\$ -
VEHICLE PARTS & SUPPLIES	110-83610-41350		\$ -	\$ -	\$ -	\$ -	\$ -	\$ -	\$ -

FY 2027 Information Technology Personnel, Operating, and Capital Budgets

Account Name	Account String	Itemizations	FY24 Actual	FY25 Actual	FY26 Budget	FY2026 EOY	FY2027 Budget	FY2028 Forecast	FY2029 Forecast
EQUIPMENT PARTS & SUPPLIES	110-83620-41350		\$ 18,317	\$ 2,414	\$ 5,000	\$ 5,000	\$ 5,250	\$ 5,513	\$ 5,789
FIBER OPTIC SUPPLIES	110-83649-41350		\$ 43,057	\$ 57,602	\$ 13,000	\$ 13,000	\$ 13,650	\$ 14,333	\$ 15,050
BUILDING MAINTENANCE SUPPLIES	110-83660-41350		\$ -	\$ -	\$ -	\$ -	\$ -	\$ -	\$ -
OTHER REPAIR & MAINTENANCE PARTS & SUPPLIES	110-83699-41350		\$ -	\$ -	\$ -	\$ -	\$ -	\$ -	\$ -
PROPERTY INSURANCE	110-85110-41350		\$ 1,729	\$ 1,659	\$ -	\$ -	\$ -	\$ -	\$ -
FRAUD INSURANCE	110-85111-41350		\$ -	\$ 32	\$ -	\$ -	\$ -	\$ -	\$ -
INLAND MARINE INSURANCE	110-85112-41350		\$ 21,692	\$ 22,933	\$ -	\$ -	\$ -	\$ -	\$ -
AUTO PHYSICAL DAMAGE INSURANCE	110-85113-41350		\$ 277	\$ 314	\$ -	\$ -	\$ -	\$ -	\$ -
LIABILITY INSURANCE	110-85115-41350		\$ 101,878	\$ 3,715	\$ -	\$ -	\$ -	\$ -	\$ -
E&O LIABILITY INSURANCE	110-85116-41350		\$ -	\$ 1,766	\$ -	\$ -	\$ -	\$ -	\$ -
VEHICLE LIABILITY INSURANCE	110-85117-41350		\$ 2,175	\$ 2,481	\$ -	\$ -	\$ -	\$ -	\$ -
LAW ENFORCEMENT LIABILITY INSURANCE	110-85118-41350		\$ -	\$ -	\$ -	\$ -	\$ -	\$ -	\$ -
UMBRELLA LIABILITY INSURANCE	110-85119-41350		\$ 3,362	\$ 862	\$ -	\$ -	\$ -	\$ -	\$ -
PROPERTY CLAIMS/DEDUCTIBLES	110-85120-41350		\$ -	\$ -	\$ -	\$ -	\$ -	\$ -	\$ -
PHYSICAL DAMAGE CLAIMS/DEDUCTIBLES	110-85123-41350		\$ -	\$ -	\$ -	\$ -	\$ -	\$ -	\$ -
LIABILITY CLAIMS/DEDUCTIBLES	110-85125-41350		\$ (551)	\$ -	\$ -	\$ -	\$ -	\$ -	\$ -
E&O Settlements	110-85131-41350		\$ -	\$ -	\$ -	\$ -	\$ -	\$ -	\$ -
EQUIPMENT RENTAL & LEASES	110-85240-41350		\$ 1,157	\$ (331)	\$ 1,000	\$ 1,000	\$ 1,050	\$ 1,103	\$ 1,158
STORAGE RENTAL	110-85250-41350		\$ -	\$ -	\$ -	\$ -	\$ -	\$ -	\$ -
PERMITS	110-85310-41350		\$ -	\$ -	\$ -	\$ -	\$ -	\$ -	\$ -
STATE FEES	110-85320-41350		\$ -	\$ -	\$ -	\$ -	\$ -	\$ -	\$ -
MISCELLANEOUS	110-85990-41350	Cyber Incident Costs	\$ 632	\$ -	\$ 3,000	\$ 3,000	\$ 3,150	\$ 3,308	\$ 3,473
PRINCIPAL	110-86100-41350		\$ -	\$ -	\$ -	\$ -	\$ -	\$ -	\$ -
INTEREST	110-86200-41350		\$ -	\$ -	\$ -	\$ -	\$ -	\$ -	\$ -
LEASE/LOAN PRINCIPAL	110-86600-41350		\$ 74,454	\$ 94,105	\$ 120,469	\$ 122,606	\$ 85,284	\$ 68,267	\$ 49,141
LEASE/LOAN PRINCIPAL	110-86600-41350	Catalis through FY28				\$ 41,368	\$ 44,572	\$ 46,801	\$ 49,141
LEASE/LOAN PRINCIPAL	110-86600-41350	OpenGov through FY26				\$ 42,255	\$ -	\$ -	\$ -
LEASE/LOAN PRINCIPAL	110-86600-41350	IonWave through FY27				\$ 17,517	\$ 19,246	\$ -	\$ -
LEASE/LOAN PRINCIPAL	110-86600-41350	Faster through FY28				\$ 21,466	\$ 21,466	\$ 21,466	\$ -
LEASE/LOAN INTEREST	110-86700-41350		\$ 2,701	\$ 3,927	\$ 6,499	\$ 6,499	\$ 2,651	\$ -	\$ -
LEASE/LOAN INTEREST	110-86700-41350	Catalis through FY28				\$ 3,332	\$ 2,250	\$ -	\$ -
LEASE/LOAN INTEREST	110-86700-41350	OpenGov through FY26				\$ 246	\$ -	\$ -	\$ -
LEASE/LOAN INTEREST	110-86700-41350	IonWave through FY27				\$ 784	\$ 401	\$ -	\$ -
LEASE/LOAN INTEREST	110-86700-41350	Faster through FY28				\$ 2,137	\$ -	\$ -	\$ -
Total Operating w/o Interfund Transfers			\$ 3,819,545	\$ 4,106,865	\$ 4,405,493	\$ 4,316,245	\$ 5,074,915	\$ 5,170,848	\$ 5,397,334

FY 2027 Information Technology Personnel, Operating, and Capital Budgets

Account Name	Account String	Itemizations	FY24 Actual	FY25 Actual	FY26 Budget	FY2026 EOY	FY2027 Budget	FY2028 Forecast	FY2029 Forecast
REIMBURSEMENT OF INTERFUND SERVICES	110-87510-41350		\$ (915,780)	\$ (915,780)	\$ (1,117,516)	\$ (1,117,516)	\$ (1,117,516)	\$ (1,117,516)	\$ (1,117,516)
Total Operating			\$ 2,903,765	\$ 3,191,085	\$ 3,287,977	\$ 3,198,729	\$ 3,957,399	\$ 4,053,332	\$ 4,279,818
Information Technology Capital									
COMPUTER HARDWARE (>\$50,000)	110-89540-41350		\$ 277,146	\$ 295,001	\$ 1,315,000	\$ 450,000	\$ 450,000	\$ 450,000	\$ 450,000
COMPUTER HARDWARE (>\$50,000)	110-89540-41350	Network Switches & Routers				\$ 50,000	\$ 50,000	\$ 50,000	\$ 50,000
COMPUTER HARDWARE (>\$50,000)	110-89540-41350	Cyber Security Tools				\$ 100,000	\$ 100,000	\$ 100,000	\$ 100,000
COMPUTER HARDWARE (>\$50,000)	110-89540-41350	Data Center Storage				\$ 300,000	\$ 300,000	\$ 300,000	\$ 300,000
Comp Software-Leased (>\$50,000)	110-89551-41350		\$ -	\$ -	\$ -	\$ -	\$ -	\$ -	\$ -
Total Capital			\$ 277,146	\$ 295,001	\$ 1,315,000	\$ 450,000	\$ 450,000	\$ 450,000	\$ 450,000
Total Information Technology Budget			\$ 6,661,302	\$ 7,179,356	\$ 8,670,655	\$ 7,694,301	\$ 8,566,457	\$ 9,064,625	\$ 9,489,923



Program Enhancement Summary Form

Department/Division: 41350 INFORMATION TECHNOLOGY (IT)

Priority	Fund	FTE	Title	Compensation	Benefits	Operating	Capital	Total FY27	Strategic Plan Alignment	One Time Future FY Costs	Recurring Costs							
1	110	0	Data Center Storage Growth				\$ 385,000	\$ 385,000	Operational Excellence		\$ 40,000							
2	110	0	Artificial Intelligence Administrative Tool				\$ 75,000	\$ 75,000	Operational Excellence		\$ 75,000							
3	110	0	Professional Communications Software			\$ 40,000		\$ 40,000	Operational Excellence		\$ 40,000							
								\$ -										
								\$ -										
								\$ -										
								\$ -										
								\$ -										
								\$ -										
								\$ -										
								\$ -										
Totals				\$	-	\$	-	\$ 40,000	\$	460,000	\$	500,000	\$	-	\$	-	\$	155,000

FranklinForward Requested Allocations for the Upcoming Budget Year

	A Safe, Clean Livable City	\$	-
	Sustainable Growth & Economic Vitality	\$	-
	Fiscally Sound	\$	-
	Quality Life Experiences	\$	-
	Organizational Health	\$	-
	Operational Excellence	\$	500,000
Total Franklin Forward Allocations		\$	500,000

	Function	Requested Amount
	Personnel	\$ -
	Operations	\$ 40,000
	Capital (Vehicles, Equipment, Buildings, etc.)	\$ 460,000
Total		\$ 500,000



Program Enhancement Request Form - Operating and Capital (PER-OC)

Use this form to support your request for operating and capital purchases.

Budget Year: Intended Year Priority of

Department-Division:

FranklinForward Theme:

Title of Request:

Requested Funding			
Account Description	FY2027 Costs	One Time Future FY Costs	Recurring Costs
Operating Expenses			
82510 COMPUTER SERVICES			\$ 40,000
Capital Expenses			
89540 COMPUTER HARDWARE (>\$50,00	\$ 385,000		
Total Cost	\$ 385,000	\$ -	\$ 40,000

Purpose (Description) and Service Implication (if the request is not funded)

The purpose of the PER is to add additional storage to accommodate data growth throughout the organization and specific business units/departments. The architecture with this platform will allow us to add storage and change minimal changes to components over a much longer time frame (10 - 12 years) than typical storage (every 3 - 5 years) which increases the longevity of our of investment saving roughly 20-30% of maintenance cost on the difference of years we are able to keep the SAN/NAS in production.



Program Enhancement Request Form - Operating and Capital (PER-OC)

Use this form to support your request for operating and capital purchases.

Budget Year: Intended Year Priority of

Department-Division:

FranklinForward Theme:

Title of Request:

Requested Funding			
Account Description	FY2027 Costs	One Time Future FY Costs	Recurring Costs
Operating Expenses			
82510 COMPUTER SERVICES			
Capital Expenses			
89551 Comp Software-Leased(>\$50,000)	\$ 75,000		\$ 75,000
Total Cost	\$ 75,000	\$ -	\$ 75,000

Purpose (Description) and Service Implication (if the request is not funded)

The purpose of this PER is to provide a platform to have visibility and administrative oversight into AI operations, security, data governance, and usage of artificial intelligence across our organization.



Program Enhancement Request Form - Operating and Capital (PER-OC)

Use this form to support your request for operating and capital purchases.

Budget Year: Intended Year Priority of

Department-Division:

FranklinForward Theme:

Title of Request:

Account Description	Requested Funding		
	FY2027 Costs	One Time Future FY Costs	Recurring Costs
Operating Expenses			
82510 COMPUTER SERVICES	\$ 40,000		\$ 40,000
Capital Expenses			
Total Cost	\$ 40,000	\$ -	\$ 40,000

Purpose (Description) and Service Implication (if the request is not funded)

The purpose of this PER is to provide a platform to assist staff when communicating electronically with colleagues, citizens, and outside agencies. This solution would help as a writing assistant and grammar checker when drafting and replying throughout correspondence.



HISTORIC
FRANKLIN
TENNESSEE

FY 2027 Operating Budget

Human Resources

Kevin G. Townsel, J.D., Director

Departmental Summary

The Human Resources Department is responsible for administering a comprehensive and integrated human resources program that supports all City of Franklin employees and advances the City's mission through effective people management.

Core functions of the Department include:

- Administration of the City's recruitment, hiring, and onboarding processes
- Oversight of employee retirement programs, including the City's Pension Plan, Defined Benefit and Defined Contribution Plans, and the Tennessee Consolidated Retirement System (TCRS)
- Development, implementation, and ongoing administration of the City's Human Resources Manual, policies, and procedures
- Coordination and management of employee training programs, including OSHA compliance, Civil Treatment, and other required or operational training initiatives
- Procurement and administration of property and casualty insurance, including management of the City's self-insured workers' compensation program
- Administration of the Citywide safety program to promote a safe and healthy work environment
- Management and administration of employee benefits programs
- Conducting workplace investigations and providing employee relations support
- Classification and compensation administration
- Delivery of employee and supervisory training and professional development
- Procurement and administration of all lines of risk insurance

The Human Resources Department serves as a strategic partner to City leadership by aligning workforce practices with organizational goals, operational needs, and fiscal responsibility. Through proactive workforce planning, policy development, and risk management, Human Resources plays a critical role in maintaining operational continuity, minimizing legal and financial exposure, and ensuring the City remains positioned to deliver high-quality services to the community. In addition, the Department provides strategic guidance and operational support to department heads and supervisors to ensure fairness, consistency, and legal compliance in hiring and promotional processes, disciplinary and termination actions, and the day-to-day interpretation and application of City policies.

Departmental Summary (cont.)

FY2026 Accomplishments

- Continued the successful integration of the Nectar employee recognition platform, with 24,500 shout-outs sent within the first year of launch, and 99% of employees recognized in the first six months of FY26.
- Conducted a Public Safety compensation study, resulting in new pay scales for Police and Fire, targeting the 90th percentile of the market, along with salary increases to existing staff.
- Completed the City's 2nd employee engagement survey, achieving a participation rate of over 90% and collecting feedback on more than 35 questions related to staff's workplace experience.
- Conducted several employee recognition events that included the Annual Holiday Breakfast, with over 400 employees attending.
- Hosted another successful Employee Health & Safety Fair for 2026 with approximately 200 employees in attendance.
- Developed an in-house Fire promotional process moving away from an outside vendor, saving the city approximately \$78,000 each year.
- Developed an in-house Police promotional process moving away from an outside vendor, saving the city approximately \$70,000 each year.
- Implemented online police testing (National testing network), which increased our applications to the highest amount (176 applicants) since 2018.
- Hired the largest recruit class for the Franklin Police Department, bringing 14 new Officers to serve the City of Franklin.
- Implemented new hire testing for Fire applicants, which resulted in the largest certification list since before 2008, with 72 qualified candidates.
- Hosted 19 gatherings of Team Talks all-staff meetings to help communicate important information to employees and give staff an opportunity to provide feedback to City leaders.
- Revamped onboarding, orientation, and offboarding to create a better transition for employees.
- Researched and developed a plan to replace outdated time clocks with a tablet-based alternative, creating a 93.4% cost reduction and saving the city approximately \$190,800.
- The City of Franklin increased the 2017 457 Matching Plan from 2% to 3% with immediate vesting.
- The City continues to utilize a request portal for employees considering retirement and wanting a retirement estimate to enhance service to staff. For calendar year 2025, the City had approximately 36 retirements.
- Implemented updated pay plan, moving the City to the 90th percentile of the market, ensuring competitive salaries and boosting recruiting and retention efforts.

Performance Measures & Strategic Plan

The City of Franklin is in process of revising its Strategic Plan. First established in 2013, the City of Franklin Strategic Plan has specific and demonstrable objectives for each department which, when achieved individually, will cohesively move Franklin forward to meet the challenges and demands of the future.

The new strategic plan has six major goals. They include:



Each budget has a series of performance measures and benchmarks attached to it which demonstrate the workload, effectiveness and outcome of taxpayer support for the annual operations of the City of Franklin and its pursuit of the goals of the Strategic Plan. Together, these measures demonstrate a proper and diligent use of taxpayer dollars in the pursuit of a greater community.

Specific departmental strategic plan measures will be refined as the budget process continues.

HR FranklinForward Non-Financial Perf. Measures

Output Measure	FY2021	FY2022	FY2023	FY2024	FY2025
Amount					
Number of lost work days by employees. Goal: Franklin Will develop a continuous improvement program using quantitative and qualitative methods to improve the effectiveness, efficiency, and safety of service delivery processes and systems.	150	70	209	364	184
City of Franklin's percentile of the equivalent job expectations as reflected in the marketplace. Goal: Be in the 70th percentile	0	75	75	80	90
Number of employees who had accidents. Goal: Franklin Will develop a continuous improvement program using quantitative and qualitative methods to improve the effectiveness, efficiency, and safety of service delivery processes and systems.	70	89	74	111	50
Number of credit hours reimbursed for employees. Goal: Franklin Will develop a continuous improvement program using quantitative and qualitative methods to improve the effectiveness, efficiency, and safety of service delivery processes and systems.	230	127	198	277	277
AMOUNT	450	361	556	832	601

General Performance Measures

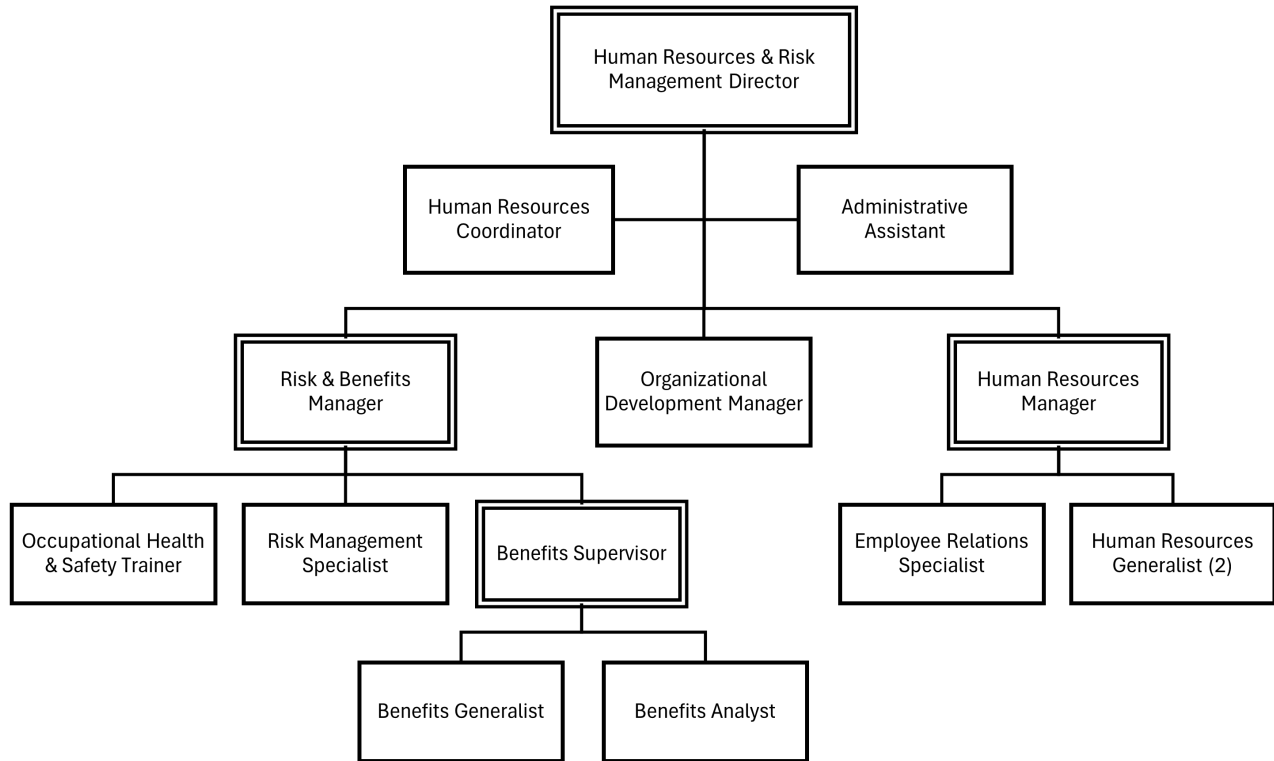
HR Financial Performance Measures

Output Measure	FY2021	FY2022	FY2023	FY2024	FY2025
Amount					
Total HR Department expenditures.	\$1,148,280	\$1,433,482	\$1,431,668	\$2,044,679	\$2,001,084
Worker's compensation paid per policy year.	\$23,763	\$301,917	\$447,962	\$536,574	\$1,095,681
Human Resources cost per total FTE (city-wide).	\$1,519	\$1,843	\$1,835	\$2,608	\$2,546
AMOUNT	\$1,173,562	\$1,737,242	\$1,881,465	\$2,583,861	\$3,099,311

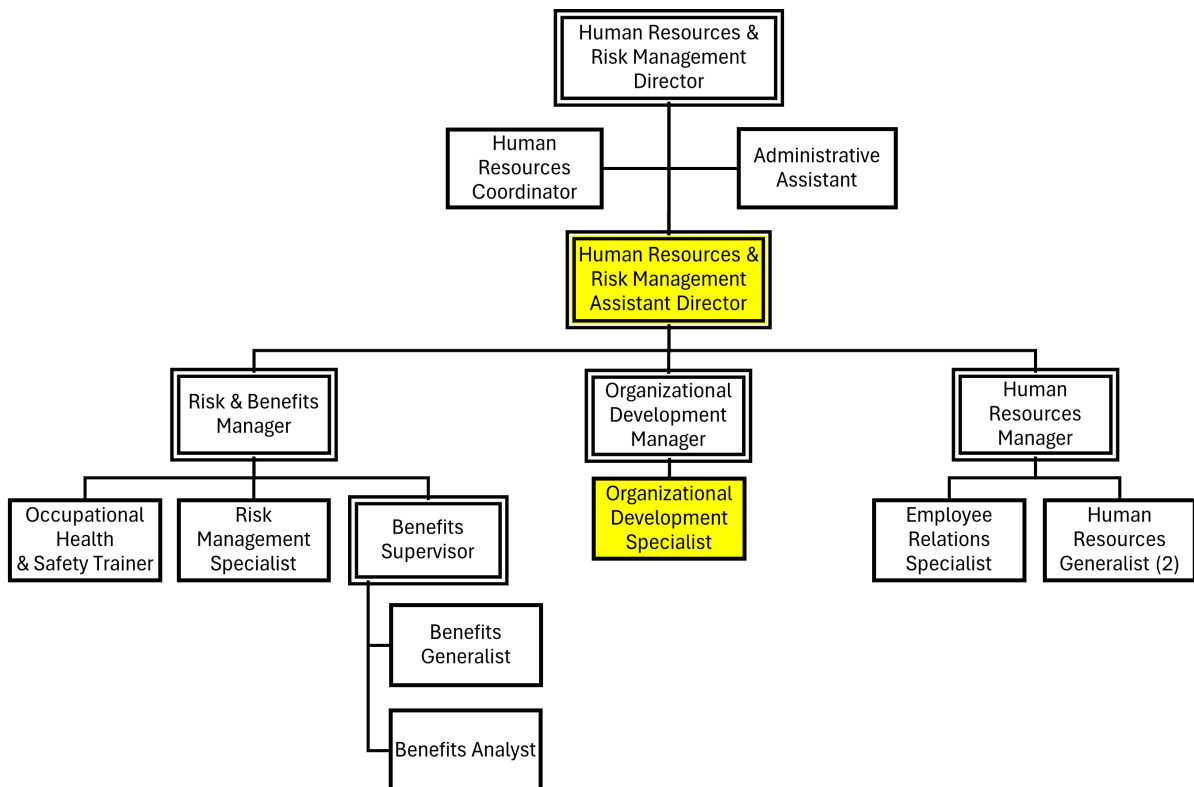
HR Non-Financial Performance Measures

Output Measure	FY2021	FY2022	FY2023	FY2024	FY2025
Amount					
Number of externally advertised vacancies.	75	82	75	65	57
Number of budgeted full-time positions.	733	778	780	784	794
Number of requisitions approved (internal and external).	68	141	84	71	86
Number of budgeted part-time positions.	23	16	24	19	26
Total number of HR FTEs.	12	11	14	14	14
Number of new employees hired.	70	122	95	97	100
Number of new hires that were from within ranks (promotions).	50	68	41	46	70
Number of OSHA 300 log recordable injuries or illnesses.	20	23	46	25	14
Average number of applications per advertised position.	53.33	44.03	43.6	69.44	53
Number of applications processed (internal and external).	4,200	3,611	3,270	4,696	3,244
Percentage of employee turnover for full-time positions (does not include retirees).	7	10.6	7.8	7.4	11.93
Number of Worker's Compensation claims.	53	50	74	51	51
Average number of days to fill a position.	60	75	72	67.64	57
Number of processed external applications.	4,000	3,495	3,106	4,514	3,044
Number of HR Staff per 100 employees.	1.59	1.39	1.8	1.78	1.7
AMOUNT	9,425.92	8,528.02	7,734.2	10,528.26	7,623.63

Organizational Chart



Proposed Organizational Chart



Staffing by Position

Budgeted Positions	Pay Grade	FY 2023		FY 2024		FY 2025		FY 2026		FY 2027	
		F-T	P-T	F-T	P-T	F-T	P-T	F-T	P-T	F-T	P-T
Director of Human Resources & Risk Management	N	1	0	1	0	1	0	1	0	1	0
Risk & Benefits Manager	K	1	0	1	0	1	0	1	0	1	0
Human Resources Manager	K	1	0	1	0	1	0	1	0	1	0
Organizational Development Manager	K	1	0	1	0	1	0	1	0	1	0
Benefits Supervisor	I	1	0	1	0	1	0	1	0	1	0
Risk Management Specialist	I	1	0	1	0	1	0	1	0	1	0
Occupational Health & Safety Trainer	H	1	0	1	0	1	0	1	0	1	0
Employee Relations Specialist	H	1	0	1	0	1	0	1	0	1	0
Risk/Benefits Analyst	H	1	0	1	0	1	0	1	0	1	0
Human Resources Generalist	H	2	0	2	0	2	0	2	0	2	0
Benefits Generalist	G	1	0	1	0	1	0	1	0	1	0
Human Resources Coordinator	F	0	0	0	0	1	0	1	0	1	0
Administrative Assistant	E	2	0	2	0	1	0	1	0	1	0
Sub-Total - Budgeted Positions		14	0	14	0	14	0	14	0	14	0

Total Authorized Positions	14	0	14	0	14	0	14	0	14	0
-----------------------------------	-----------	----------	-----------	----------	-----------	----------	-----------	----------	-----------	----------

Proposed Staffing by Position

Budgeted Positions	Pay Grade	FY 2023		FY 2024		FY 2025		FY 2026		FY 2027	
		F-T	P-T	F-T	P-T	F-T	P-T	F-T	P-T	F-T	P-T
Director of Human Resources & Risk Management	N	1	0	1	0	1	0	1	0	1	0
Assistant Director of HR & Risk Management	L	0	0	0	0	0	0	0	0	1	0
Risk & Benefits Manager	K	1	0	1	0	1	0	1	0	1	0
Human Resources Manager	K	1	0	1	0	1	0	1	0	1	0
Organizational Development Manager	K	1	0	1	0	1	0	1	0	1	0
Benefits Supervisor	I	1	0	1	0	1	0	1	0	1	0
Risk Management Specialist	I	1	0	1	0	1	0	1	0	1	0
Occupational Health & Safety Trainer	H	1	0	1	0	1	0	1	0	1	0
Employee Relations Specialist	H	1	0	1	0	1	0	1	0	1	0
Risk/Benefits Analyst	H	1	0	1	0	1	0	1	0	1	0
Human Resources Generalist	H	2	0	2	0	2	0	2	0	2	0
Organizational Development Specialist	H	0	0	0	0	0	0	0	0	1	0
Benefits Generalist	G	1	0	1	0	1	0	1	0	1	0
Human Resources Coordinator	F	0	0	0	0	1	0	1	0	1	0
Administrative Assistant	E	2	0	2	0	1	0	1	0	1	0
Sub-Total - Budgeted Positions		14	0	14	0	14	0	14	0	16	0

Total Authorized Positions	14	0	14	0	14	0	14	0	16	0
-----------------------------------	-----------	----------	-----------	----------	-----------	----------	-----------	----------	-----------	----------

Budget Summary

Human Resources

	ACTUAL 2024	ACTUAL 2025	BUDGET 2026	EOY 2026	BUDGET 2027		
	FY2024	FY2025	FY2026	FY2026	FY2027	26 v. 27 Difference \$	26 v. 27 Difference %
Expenses							
110 - GENERAL FUND							
PERSONNEL							
PERSONNEL (81000)	\$1,732,942	\$1,805,662	\$1,911,230	\$1,872,291	\$1,963,903	\$52,673	2.8%
PERSONNEL TOTAL	\$1,732,942	\$1,805,662	\$1,911,230	\$1,872,291	\$1,963,903	\$52,673	2.8%
OPERATIONS							
SERVICES (82000)	\$463,580	\$554,118	\$673,375	\$627,528	\$647,664	(\$25,711)	(3.8%)
SUPPLIES (83000)	\$38,923	\$51,104	\$48,350	\$43,550	\$67,636	\$19,286	39.9%
OPERATIONAL UNITS (84000)	-	-	-	\$0	\$0	\$0	-
BUSINESS EXPENSES (85000)	\$23,011	\$29,206	\$100	\$5,100	\$10,100	\$10,000	10,000.0%
DEBT SERVICE (86000)	-	-	-	\$0	\$0	\$0	-
REIMBURSEMENT OF EXPENDITURES (87500)	(\$439,006)	(\$439,006)	(\$517,627)	(\$517,627)	(\$517,627)	\$0	0.0%
OPERATIONS TOTAL	\$86,508	\$195,423	\$204,198	\$158,551	\$207,773	\$3,575	1.8%
CAPITAL	-	-	-	\$0	\$0	\$0	-
110 - GENERAL FUND TOTAL	\$1,819,450	\$2,001,084	\$2,115,428	\$2,030,842	\$2,171,676	\$56,248	2.7%
EXPENSES TOTAL	\$1,819,450	\$2,001,084	\$2,115,428	\$2,030,842	\$2,171,676	\$56,248	2.7%

FY 2027 Human Resources Personnel, Operating, and Capital Budgets

Account Name	Account String	Itemizations	FY24 Actual	FY25 Actual	FY26 Budget	FY2026 EOY	FY2027 Budget	FY2028 Forecast	FY2029 Forecast
Human Resources Personnel									
REGULAR PAY	110-81110-41650		\$ 1,276,393	\$ 1,283,810	\$ 1,384,504	\$ 1,298,974	\$ 1,362,300	\$ 1,502,630	\$ 1,575,043
FAMILY LEAVE PAY	110-81113-41650		\$ -	\$ -	\$ -	\$ -	\$ -	\$ -	\$ -
OVERTIME PAY	110-81120-41650		\$ 1,387	\$ 2,703	\$ 3,000	\$ 2,035	\$ 3,000	\$ 3,150	\$ 3,307
TEMPORARY WORK BY NON-CITY EMPLOYEES	110-81150-41650		\$ -	\$ -	\$ -	\$ -	\$ -	\$ -	\$ -
VACANCY ADJUSTMENT	110-81199-41650		\$ -	\$ -	\$ (45,915)	\$ -	\$ (47,612)	\$ (52,516)	\$ (55,048)
FICA (EMPLOYER'S SHARE)	110-81410-41650		\$ 93,790	\$ 94,936	\$ 104,662	\$ 103,428	\$ 113,520	\$ 120,756	\$ 104,662
MEDICAL PREMIUMS	110-81420-41650		\$ 232,199	\$ 217,870	\$ 243,586	\$ 226,631	\$ 264,281	\$ 290,710	\$ 319,780
NEAR-SITE CLINIC (URGENT TEAM)	110-81422-41650		\$ 6,790	\$ 7,152	\$ 5,940	\$ 6,210	\$ 6,540	\$ 6,540	\$ 6,540
VISION PREMIUMS	110-81425-41650		\$ 1,415	\$ 1,423	\$ 1,716	\$ 1,530	\$ 1,690	\$ 1,775	\$ 1,863
DENTAL INSURANCE PREMIUMS	110-81430-41650		\$ 10,240	\$ 10,526	\$ 11,489	\$ 10,308	\$ 11,257	\$ 11,820	\$ 12,411
FSA ADMINISTRATION FEES	110-81431-41650		\$ 125	\$ 115	\$ 121	\$ 173	\$ 182	\$ 191	\$ 200
GROUP INSURANCE PREMIUMS	110-81433-41650		\$ 6,089	\$ 6,299	\$ 7,903	\$ 8,132	\$ 8,558	\$ 8,439	\$ 1,176
EE MEDICAL INSURANCE CONTRIBUTIONS	110-81440-41650		\$ (40,947)	\$ (42,856)	\$ (46,529)	\$ (37,056)	\$ (40,646)	\$ (44,711)	\$ (49,181)
CONTRIBUTIONS TO HEALTH SAVINGS ACCOUNT	110-81441-41650		\$ 11,200	\$ 10,800	\$ 3,600	\$ 4,800	\$ 4,800	\$ 4,800	\$ 4,800
EE DENTAL INSURANCE CONTRIBUTIONS	110-81443-41650		\$ (2,124)	\$ (2,061)	\$ (2,243)	\$ (1,997)	\$ (2,094)	\$ (2,199)	\$ (2,308)
EE VISION INSURANCE CONTRIBUTIONS	110-81444-41650		\$ (287)	\$ (282)	\$ (338)	\$ (294)	\$ (209)	\$ (220)	\$ (340)
RETIREMENT CONTRIBUTIONS	110-81450-41650		\$ 69,844	\$ 140,634	\$ 168,047	\$ 168,047	\$ 184,852	\$ 203,337	\$ 223,671
DEFINED CONTRIBUTION MATCH (CLOSED)	110-81455-41650		\$ -	\$ -	\$ -	\$ -	\$ -	\$ -	\$ -
DEFINED CONTRIBUTION MATCH (TCRS)	110-81456-41650		\$ 60,335	\$ 59,540	\$ 59,752	\$ 65,306	\$ 74,179	\$ 77,916	\$ 81,857
Defined Cont Match (2017)	110-81458-41650		\$ 3,785	\$ 8,361	\$ 8,600	\$ 11,515	\$ 14,554	\$ 15,301	\$ 16,049
UNEMPLOYMENT CLAIMS	110-81460-41650		\$ 47	\$ -	\$ -	\$ -	\$ -	\$ -	\$ -
WORKERS COMPENSATION PREMIUMS	110-81470-41650		\$ 2,663	\$ 2,650	\$ 2,835	\$ 4,049	\$ 4,251	\$ 4,463	\$ 4,687
WORKERS COMPENSATION CLAIMS	110-81475-41650		\$ -	\$ 4,043	\$ 500	\$ 500	\$ 500	\$ 500	\$ 500
Total Personnel			\$ 1,732,942	\$ 1,805,662	\$ 1,911,230	\$ 1,872,291	\$ 1,963,903	\$ 2,152,682	\$ 2,249,669
Human Resources Operating									
MAILING & OUTBOUND SHIPPING SERVICES	110-82110-41650		\$ 3,004	\$ 3,226	\$ 3,000	\$ 3,000	\$ 3,300	\$ 3,500	\$ 3,700
FREIGHT FOR INBOUND PURCHASED ITEMS	110-82120-41650		\$ -	\$ -	\$ -	\$ -	\$ -	\$ -	\$ -
VEHICLE LICENSES & TITLES	110-82130-41650		\$ -	\$ -	\$ -	\$ -	\$ -	\$ -	\$ -

FY 2027 Human Resources Personnel, Operating, and Capital Budgets

Account Name	Account String	Itemizations	FY24 Actual	FY25 Actual	FY26 Budget	FY2026 EOY	FY2027 Budget	FY2028 Forecast	FY2029 Forecast
PRINTING & COPYING SERVICES, OUTSOURCED	110-82210-41650		\$ 1,911	\$ 3,176	\$ 2,000	\$ 4,000	\$ 4,200	\$ 4,410	\$ 4,631
TRANSCRIPTION FEES	110-82240-41650		\$ -	\$ -	\$ -	\$ 3,000	\$ 3,000	\$ 3,000	\$ 3,000
TESTING & PHYSICALS	110-82250-41650		\$ 2,163	\$ 4,620	\$ 2,000	\$ 1,000	\$ 2,000	\$ 2,140	\$ 2,200
UNIFORM RENTAL & SERVICES	110-82260-41650		\$ -	\$ -	\$ -	\$ -	\$ -	\$ -	\$ -
OTHER OPERATING SERVICES	110-82299-41650		\$ 2,393	\$ 355	\$ 19,000	\$ -	\$ -	\$ -	\$ -
LEGAL NOTICES	110-82310-41650		\$ 33	\$ 157	\$ 100	\$ 100	\$ 100	\$ 100	\$ 100
CITIZENS ACADEMIES	110-82330-41650		\$ -	\$ -	\$ 200	\$ -	\$ -	\$ -	\$ -
LEADERSHIP RETREATS	110-82340-41650		\$ -	\$ -	\$ 12,000	\$ 12,000	\$ 12,000	\$ 12,360	\$ 12,670
LEADERSHIP RETREATS	110-82340-41650	Senior Leader Leadership Training				\$ 12,000	\$ 12,000	\$ 12,360	\$ 12,670
DUES FOR MEMBERSHIPS	110-82350-41650		\$ 9,675	\$ 7,389	\$ 10,000	\$ 7,322	\$ 7,322	\$ 8,000	\$ 8,720
DUES FOR MEMBERSHIPS	110-82350-41650	International Foundation of Employee Benefit Plans - IFEBP Group membership x 5				\$ 1,275	\$ 1,275	\$ 1,400	\$ 1,600
DUES FOR MEMBERSHIPS	110-82350-41650	SHRM - National x 6				\$ 1,602	\$ 1,602	\$ 1,700	\$ 1,800
DUES FOR MEMBERSHIPS	110-82350-41650	TN SHRM x 8				\$ 1,200	\$ 1,200	\$ 1,300	\$ 1,400
DUES FOR MEMBERSHIPS	110-82350-41650	RIMS - Group membership X 3 (includes Cumberland Professional regional chapter and National organization)				\$ 1,165	\$ 1,165	\$ 1,300	\$ 1,400
DUES FOR MEMBERSHIPS	110-82350-41650	PSHRA - Public Sector HR Association x 7				\$ 1,200	\$ 1,200	\$ 1,300	\$ 1,400
DUES FOR MEMBERSHIPS	110-82350-41650	TPMA x 4				\$ 200	\$ 200	\$ 250	\$ 300
DUES FOR MEMBERSHIPS	110-82350-41650	IPAC - International Personnel Assessment Council x 2				\$ 180	\$ 180	\$ 200	\$ 220
DUES FOR MEMBERSHIPS	110-82350-41650	ICMA/TCMA x 1				\$ 500	\$ 500	\$ 550	\$ 600
PROFESSIONAL STANDARDS / ACCREDITATION	110-82355-41650		\$ 2,245	\$ 2,005	\$ 6,000	\$ 2,000	\$ 7,000	\$ 4,000	\$ 4,000
PROFESSIONAL STANDARDS / ACCREDITATION	110-82355-41650	Employee Relations & Communication Facilitation				\$ -	\$ 5,000	\$ 2,000	\$ 2,000
PROFESSIONAL STANDARDS / ACCREDITATION	110-82355-41650	Staff Certifications				\$ 2,000	\$ 2,000	\$ 2,000	\$ 2,000
PUBLIC RELATIONS & EDUCATION (CITY SPONSORED)	110-82360-41650		\$ -	\$ -	\$ -	\$ -	\$ -	\$ -	\$ -
PROMOTIONS & SPECIAL EVENTS (NOT CITY SPONSORED)	110-82370-41650		\$ 179	\$ -	\$ 2,000	\$ -	\$ -	\$ -	\$ -
EMERGENCY RELIEF	110-82371-41650		\$ -	\$ -	\$ -	\$ -	\$ -	\$ -	\$ -
RECRUITMENT	110-82373-41650		\$ 17,111	\$ 48,959	\$ 33,000	\$ 49,000	\$ 40,000	\$ 51,750	\$ 53,398
RECRUITMENT	110-82373-41650	LinkedIn Recruiter				\$ 18,000	\$ 19,000	\$ 20,000	\$ 21,000
RECRUITMENT	110-82373-41650	Job Fairs & Public Outreach				\$ 5,000	\$ 5,000	\$ 5,150	\$ 5,278
RECRUITMENT	110-82373-41650	Base				\$ 10,000	\$ 10,000	\$ 10,300	\$ 10,560

FY 2027 Human Resources Personnel, Operating, and Capital Budgets

Account Name	Account String	Itemizations	FY24 Actual	FY25 Actual	FY26 Budget	FY2026 EOY	FY2027 Budget	FY2028 Forecast	FY2029 Forecast
RECRUITMENT	110-82373-41650	Police & Fire Website Updates				\$ 2,000	\$ 2,000	\$ 2,000	\$ 2,000
RECRUITMENT	110-82373-41650	Executive Search				\$ 10,000	\$ -	\$ 10,300	\$ 10,560
RECRUITMENT	110-82373-41650	National Testing Network - Public Safety Recruiting				\$ 4,000	\$ 4,000	\$ 4,000	\$ 4,000
PUBLICATIONS, NON-TRAINING	110-82390-41650		\$ 135	\$ 156	\$ 250	\$ 300	\$ 250	\$ 250	\$ 250
TELEPHONE SERVICE	110-82450-41650		\$ 600	\$ 444	\$ -	\$ -	\$ -	\$ -	\$ -
800 MHZ ACCESS LINE SERVICE	110-82451-41650		\$ -	\$ -	\$ -	\$ -	\$ -	\$ -	\$ -
CELLULAR TELEPHONE SERVICE	110-82455-41650		\$ 5,999	\$ 6,687	\$ 6,500	\$ 6,815	\$ 6,695	\$ 6,862	\$ 7,033
INTERNET & RELATED SERVICES	110-82470-41650		\$ 3,276	\$ 2,118	\$ -	\$ -	\$ -	\$ -	\$ -
9-1-1 CHARGES	110-82480-41650		\$ -	\$ -	\$ -	\$ -	\$ -	\$ -	\$ -
CONNECTION CHARGES	110-82483-41650		\$ -	\$ -	\$ -	\$ -	\$ -	\$ -	\$ -
COMPUTER SERVICES	110-82510-41650		\$ 30,814	\$ 29,243	\$ 9,075	\$ 8,591	\$ 8,749	\$ 9,528	\$ 8,909
COMPUTER SERVICES	110-82510-41650	Canva				\$ 1,000	\$ 1,000	\$ 1,000	\$ 1,000
COMPUTER SERVICES	110-82510-41650	Survey Monkey				\$ 2,000	\$ 2,000	\$ 2,000	\$ 2,000
COMPUTER SERVICES	110-82510-41650	OpenAI				\$ 1,000	\$ 1,000	\$ 1,000	\$ 1,000
COMPUTER SERVICES	110-82510-41650	Adobe Pro - 14 licenses				\$ 1,484	\$ 1,550	\$ 1,550	\$ 1,550
COMPUTER SERVICES	110-82510-41650	Base				\$ 3,075	\$ 3,167	\$ 3,246	\$ 3,327
COMPUTER SERVICES	110-82510-41650	Remarkable - Annual renewal				\$ 32	\$ 32	\$ 32	\$ 32
COMPUTER SERVICES	110-82510-41650	UKG Updates				\$ -	\$ -	\$ 700	\$ -
LEGAL SERVICES	110-82520-41650		\$ -	\$ -	\$ 12,000	\$ -	\$ -	\$ -	\$ -
CONSULTANT SERVICES	110-82560-41650		\$ 80,997	\$ 117,850	\$ 132,975	\$ 139,650	\$ 149,050	\$ 134,036	\$ 156,963
CONSULTANT SERVICES	110-82560-41650	Benefits Consultant				\$ 75,000	\$ 77,250	\$ 78,795	\$ 78,795
CONSULTANT SERVICES	110-82560-41650	Wage & Classification Consultant (Burris, & Thompson Associates)				\$ 24,000	\$ 20,600	\$ 21,115	\$ 21,642
CONSULTANT SERVICES	110-82560-41650	Energage Employee Survey				\$ 19,900	\$ 19,900	\$ -	\$ 19,900
CONSULTANT SERVICES	110-82560-41650	Actuarial Services - WC Self-insured program				\$ 5,750	\$ 6,000	\$ 6,120	\$ 6,120
CONSULTANT SERVICES	110-82560-41650	Property Appraisals				\$ 10,000	\$ 10,300	\$ 10,506	\$ 10,506
CONSULTANT SERVICES	110-82560-41650	Employee and leadership development - outside trainers and facilitators				\$ 5,000	\$ 15,000	\$ 17,500	\$ 20,000
OTHER CONTRACTUAL SERVICES	110-82599-41650		\$ 10,525	\$ 25,095	\$ 20,000	\$ 25,000	\$ 25,750	\$ 26,265	\$ 26,265
OTHER CONTRACTUAL SERVICES	110-82599-41650	Samba Safety - monthly MVR checks				\$ 25,000	\$ 25,750	\$ 26,265	\$ 26,265
VEHICLE REPAIR & MAINTENANCE SERVICES	110-82610-41650		\$ 354	\$ 6,935	\$ 2,750	\$ 2,750	\$ 2,833	\$ 2,903	\$ 2,975
EQUIPMENT REPAIR & MAINTENANCE SERVICES	110-82620-41650		\$ 1,102	\$ 607	\$ 2,500	\$ 2,500	\$ 2,575	\$ 2,639	\$ 2,705
BUILDING REPAIR & MAINTENANCE SERVICES	110-82660-41650		\$ -	\$ -	\$ -	\$ -	\$ -	\$ -	\$ -

FY 2027 Human Resources Personnel, Operating, and Capital Budgets

Account Name	Account String	Itemizations	FY24 Actual	FY25 Actual	FY26 Budget	FY2026 EOY	FY2027 Budget	FY2028 Forecast	FY2029 Forecast
OTHER REPAIR & MAINTENANCE SERVICES	110-82699-41650		\$ -	\$ -	\$ -	\$ -	\$ -	\$ -	\$ -
RETIREMENT SERVICES	110-82710-41650		\$ -	\$ -	\$ -	\$ -	\$ -	\$ -	\$ -
TUITION ASSISTANCE PROGRAM	110-82720-41650		\$ 122,071	\$ 96,790	\$ 125,000	\$ 125,000	\$ 125,000	\$ 125,000	\$ 130,000
TUITION ASSISTANCE PROGRAM	110-82720-41650	16 Active participants				\$ 125,000	\$ 125,000	\$ 125,000	\$ 130,000
EMPLOYEE ASSISTANCE PROGRAM	110-82730-41650		\$ 19,219	\$ 19,188	\$ 25,000	\$ 25,000	\$ 25,750	\$ 26,393	\$ 27,053
EMPLOYEE ASSISTANCE PROGRAM	110-82730-41650	Ulliance - we pay per employee per month regardless of usage. Charged by quarters.				\$ 25,000	\$ 25,750	\$ 26,393	\$ 27,053
EMPLOYEE WELLNESS PROGRAM	110-82740-41650		\$ 36,107	\$ 27,620	\$ 38,250	\$ 30,500	\$ 31,300	\$ 34,514	\$ 32,614
EMPLOYEE WELLNESS PROGRAM	110-82740-41650	Door prizes for Walking Challenges, Hold it For the Holidays, Employee Benefits Day, etc				\$ 5,000	\$ 5,100	\$ 5,200	\$ 5,300
EMPLOYEE WELLNESS PROGRAM	110-82740-41650	Benefits Newsletter - annual				\$ 3,000	\$ 3,100	\$ 3,162	\$ 3,162
EMPLOYEE WELLNESS PROGRAM	110-82740-41650	Fitness Direct - preventative maintenance for City Hall and outlying gyms.				\$ 2,500	\$ 2,600	\$ 2,652	\$ 2,652
EMPLOYEE WELLNESS PROGRAM	110-82740-41650	Decor for Health & Safety Fair, Wellness programs such as Breast Cancer Awareness				\$ 2,500	\$ 3,000	\$ 3,500	\$ 4,000
EMPLOYEE WELLNESS PROGRAM	110-82740-41650	Replacement gym equipment across City departments				\$ 17,500	\$ 17,500	\$ 20,000	\$ 17,500
EMPLOYEE RECOGNITION/RECEPTIONS	110-82750-41650		\$ 52,365	\$ 83,605	\$ 62,700	\$ 58,000	\$ 64,500	\$ 69,910	\$ 75,110
EMPLOYEE RECOGNITION/RECEPTIONS	110-82750-41650	Holiday Breakfast				\$ 1,000	\$ 1,000	\$ 1,000	\$ 1,000
EMPLOYEE RECOGNITION/RECEPTIONS	110-82750-41650	Halloween Party				\$ 1,000	\$ 1,000	\$ 1,000	\$ 1,000
EMPLOYEE RECOGNITION/RECEPTIONS	110-82750-41650	Service Awards				\$ 10,000	\$ 10,500	\$ 10,710	\$ 10,710
EMPLOYEE RECOGNITION/RECEPTIONS	110-82750-41650	Employee of the Quarter				\$ 1,000	\$ 1,000	\$ 1,000	\$ 1,000
EMPLOYEE RECOGNITION/RECEPTIONS	110-82750-41650	Retirement Gifts - 30 eligible employees				\$ 5,000	\$ 6,000	\$ 6,200	\$ 6,400
EMPLOYEE RECOGNITION/RECEPTIONS	110-82750-41650	Nectar Rewards				\$ 40,000	\$ 45,000	\$ 50,000	\$ 55,000
SAFETY PROGRAM	110-82760-41650		\$ 18,278	\$ 24,546	\$ 31,000	\$ 16,500	\$ 16,900	\$ 21,178	\$ 17,178

FY 2027 Human Resources Personnel, Operating, and Capital Budgets

Account Name	Account String	Itemizations	FY24 Actual	FY25 Actual	FY26 Budget	FY2026 EOY	FY2027 Budget	FY2028 Forecast	FY2029 Forecast
SAFETY PROGRAM	110-82760-41650	Health & Safety Fair - Rental Fee for location				\$ 2,500	\$ 2,600	\$ 2,652	\$ 2,652
SAFETY PROGRAM	110-82760-41650	Items for Health & Safety Fair - not food				\$ 6,000	\$ 6,200	\$ 6,324	\$ 6,324
SAFETY PROGRAM	110-82760-41650	Safety Supplies for departments - quenchers, cooling towels, etc.				\$ 5,000	\$ 5,100	\$ 5,202	\$ 5,202
SAFETY PROGRAM	110-82760-41650	CPR Mannequin replacements + Supplies				\$ 1,000	\$ 1,000	\$ 1,000	\$ 1,000
SAFETY PROGRAM	110-82760-41650	AED replacement parts. 3 units for CH Buildings in FY28				\$ 2,000	\$ 2,000	\$ 6,000	\$ 2,000
TRAINING, OUTSIDE	110-82780-41650		\$ 9,568	\$ 7,256	\$ 38,000	\$ 30,000	\$ 30,100	\$ 33,200	\$ 33,300
TRAINING, OUTSIDE	110-82780-41650	Civil Treatment				\$ 2,000	\$ 2,000	\$ 2,000	\$ 2,000
TRAINING, OUTSIDE	110-82780-41650	Leadership Training & Development				\$ 13,000	\$ 13,000	\$ 15,000	\$ 15,000
TRAINING, OUTSIDE	110-82780-41650	Employee Training & Development				\$ 10,000	\$ 10,000	\$ 11,000	\$ 11,000
TRAINING, OUTSIDE	110-82780-41650	Base				\$ 5,000	\$ 5,100	\$ 5,200	\$ 5,300
TRAINING, IN-HOUSE	110-82790-41650		\$ 9,973	\$ 8,380	\$ 37,500	\$ 36,000	\$ 39,000	\$ 43,500	\$ 44,000
TRAINING, IN-HOUSE	110-82790-41650	LinkedIn Learning				\$ 5,000	\$ 7,500	\$ 7,500	\$ 7,500
TRAINING, IN-HOUSE	110-82790-41650	Base				\$ 5,000	\$ 5,200	\$ 5,300	\$ 5,400
TRAINING, IN-HOUSE	110-82790-41650	Civil Treatment or replacement				\$ 5,000	\$ 5,200	\$ 5,300	\$ 5,400
TRAINING, IN-HOUSE	110-82790-41650	Leadership Training Program				\$ 8,000	\$ 8,000	\$ 10,100	\$ 10,200
TRAINING, IN-HOUSE	110-82790-41650	Employee Development Program				\$ 8,000	\$ 8,000	\$ 10,100	\$ 10,200
TRAINING, IN-HOUSE	110-82790-41650	Mentorship Program				\$ 5,000	\$ 5,100	\$ 5,200	\$ 5,300
REGISTRATIONS	110-82810-41650		\$ 9,032	\$ 12,796	\$ 16,500	\$ 17,000	\$ 17,700	\$ 18,179	\$ 18,569
REGISTRATIONS	110-82810-41650	RIMS - The Risk Management Society National Conference - Risk Staff				\$ 3,570	\$ 3,700	\$ 3,774	\$ 3,774
REGISTRATIONS	110-82810-41650	National HR Conference (SHRM, or other HR conference) x3				\$ 7,185	\$ 7,400	\$ 7,585	\$ 7,775
REGISTRATIONS	110-82810-41650	TN SHRM - State Conference				\$ 995	\$ 1,000	\$ 1,020	\$ 1,020
REGISTRATIONS	110-82810-41650	ICMA/TCMA				\$ 1,500	\$ 1,600	\$ 1,700	\$ 1,800
REGISTRATIONS	110-82810-41650	PSHRA Conference x 3				\$ 3,750	\$ 4,000	\$ 4,100	\$ 4,200
GROUND TRANSPORTATION (TRAVEL)	110-82820-41650		\$ 767	\$ 1,134	\$ 1,500	\$ 1,500	\$ 1,545	\$ 1,583	\$ 1,623
AIR TRAVEL	110-82830-41650		\$ 3,145	\$ 5,265	\$ 7,000	\$ 7,000	\$ 7,000	\$ 7,000	\$ 7,000
AIR TRAVEL	110-82830-41650	14 flights at \$500 (3 for RIMS)				\$ 7,000	\$ 7,000	\$ 7,000	\$ 7,000
LODGING	110-82840-41650		\$ 9,523	\$ 7,615	\$ 14,000	\$ 12,500	\$ 12,500	\$ 12,500	\$ 12,500
LODGING	110-82840-41650	50 nights at \$250 (12 for RIMS)				\$ 12,500	\$ 12,500	\$ 12,500	\$ 12,500
MEALS & FOOD (Travel)	110-82850-41650		\$ 715	\$ 426	\$ 1,500	\$ 1,500	\$ 1,545	\$ 1,583	\$ 1,623

FY 2027 Human Resources Personnel, Operating, and Capital Budgets

Account Name	Account String	Itemizations	FY24 Actual	FY25 Actual	FY26 Budget	FY2026 EOY	FY2027 Budget	FY2028 Forecast	FY2029 Forecast
OTHER TRAVEL EXPENSES	110-82890-41650		\$ 300	\$ 477	\$ 75	\$ -	\$ -	\$ -	\$ -
OFFICE SUPPLIES	110-83110-41650		\$ 8,803	\$ 8,350	\$ 8,000	\$ 5,000	\$ 5,000	\$ 5,000	\$ 5,000
OFFICE DÉCOR ITEMS (OTHER THAN FURNITURE)	110-83120-41650		\$ -	\$ -	\$ 250	\$ 300	\$ 250	\$ 300	\$ 300
OFFICE DÉCOR ITEMS (OTHER THAN FURNITURE)	110-83120-41650	Holiday Decorations				\$ 300	\$ 250	\$ 300	\$ 300
EMPLOYEE BENEVOLENCE ITEMS	110-83130-41650		\$ -	\$ -	\$ 300	\$ 300	\$ 300	\$ 300	\$ 300
MEALS & FOOD (Business)	110-83140-41650		\$ 11,165	\$ 17,063	\$ 15,000	\$ 23,600	\$ 42,486	\$ 58,092	\$ 48,120
MEALS & FOOD (Business)	110-83140-41650	Breakfast for Holiday breakfast				\$ 12,000	\$ 13,000	\$ 14,000	\$ 15,000
MEALS & FOOD (Business)	110-83140-41650	Mentorship Lunches for Mentor Mentee Working Lunch				\$ -	\$ 2,500	\$ 3,000	\$ 3,500
MEALS & FOOD (Business)	110-83140-41650	Base				\$ -	\$ 2,500	\$ 3,000	\$ 3,500
MEALS & FOOD (Business)	110-83140-41650	Orientation breakfast and lunch				\$ 3,600	\$ 3,708	\$ 3,782	\$ 3,875
MEALS & FOOD (Business)	110-83140-41650	Food for Halloween party				\$ 1,000	\$ 1,000	\$ 1,000	\$ 1,000
MEALS & FOOD (Business)	110-83140-41650	Public service recognition food truck				\$ 5,000	\$ 5,278	\$ 5,410	\$ 5,545
MEALS & FOOD (Business)	110-83140-41650	Other food and beverages for Holiday breakfast				\$ 2,000	\$ 2,000	\$ 2,000	\$ 2,000
MEALS & FOOD (Business)	110-83140-41650	Lunch for Health & Safety Fair				\$ -	\$ 7,000	\$ 7,200	\$ 7,300
MEALS & FOOD (Business)	110-83140-41650	Retirement receptions - estimate 30				\$ -	\$ 2,500	\$ 3,000	\$ 3,100
MEALS & FOOD (Business)	110-83140-41650	Hydration month (July) - sno cone trucks, various locations				\$ -	\$ 3,000	\$ 3,200	\$ 3,300
MEALS & FOOD (Business)	110-83140-41650	Employee Survey lunches				\$ -	\$ -	\$ 12,500	\$ -
TRAINING SUPPLIES	110-83210-41650		\$ 337	\$ 759	\$ 1,000	\$ 1,000	\$ 1,000	\$ 1,000	\$ 1,000
MEDICAL SUPPLIES	110-83240-41650		\$ -	\$ -	\$ -	\$ -	\$ -	\$ -	\$ -
SAFETY SUPPLIES	110-83250-41650		\$ 174	\$ -	\$ -	\$ -	\$ -	\$ -	\$ -
UNIFORMS PURCHASED	110-83260-41650		\$ 1,123	\$ 2,331	\$ 2,500	\$ 1,400	\$ 1,400	\$ 1,400	\$ 1,400
UNIFORMS PURCHASED	110-83260-41650	14 employees at \$100				\$ 1,400	\$ 1,400	\$ 1,400	\$ 1,400
OTHER OPERATING SUPPLIES	110-83299-41650		\$ -	\$ 1,654	\$ 1,000	\$ -	\$ -	\$ -	\$ -
GASOLINE & DIESEL FOR FLEET (BUSINESS)	110-83310-41650		\$ 3,096	\$ 3,277	\$ 4,200	\$ 3,500	\$ 3,600	\$ 3,700	\$ 3,800
MILEAGE (BUSINESS)	110-83320-41650		\$ -	\$ -	\$ 100	\$ -	\$ -	\$ -	\$ -
FURNITURE, FIXTURES (<\$50,000)	110-83510-41650		\$ -	\$ -	\$ 500	\$ 1,100	\$ -	\$ 500	\$ 500
MACHINERY & EQUIPMENT (<\$50,000)	110-83530-41650		\$ 979	\$ 16	\$ -	\$ -	\$ -	\$ -	\$ -
COMPUTER HARDWARE (<\$50,000)	110-83540-41650		\$ 12,131	\$ 13,472	\$ 12,000	\$ 6,850	\$ 13,100	\$ 7,700	\$ 1,000
COMPUTER HARDWARE (<\$50,000)	110-83540-41650	7 replacement laptops				\$ 5,850	\$ 9,100	\$ 5,200	\$ -

FY 2027 Human Resources Personnel, Operating, and Capital Budgets

Account Name	Account String	Itemizations	FY24 Actual	FY25 Actual	FY26 Budget	FY2026 EOY	FY2027 Budget	FY2028 Forecast	FY2029 Forecast
COMPUTER HARDWARE (<\$50,000)	110-83540-41650	2 replacement tablets				\$ -	\$ 3,000	\$ 1,500	\$ -
COMPUTER HARDWARE (<\$50,000)	110-83540-41650	Monitors and other hardware				\$ 1,000	\$ 1,000	\$ 1,000	\$ 1,000
COMPUTER SOFTWARE (<\$50,000)	110-83550-41650		\$ 1,092	\$ 3,369	\$ 3,000	\$ -	\$ -	\$ -	\$ -
EQUIPMENT PARTS & SUPPLIES	110-83620-41650		\$ 24	\$ 814	\$ 500	\$ 500	\$ 500	\$ 550	\$ 600
BUILDING MAINTENANCE SUPPLIES	110-83660-41650		\$ -	\$ -	\$ -	\$ -	\$ -	\$ -	\$ -
OTHER REPAIR & MAINTENANCE PARTS & SUPPLIES	110-83699-41650		\$ -	\$ -	\$ -	\$ -	\$ -	\$ -	\$ -
CITY SPONSORED TRAINING PROGRAM	110-84610-41650		\$ -	\$ -	\$ -	\$ -	\$ -	\$ -	\$ -
PROPERTY INSURANCE	110-85110-41650		\$ 1,630	\$ 1,659	\$ -	\$ -	\$ -	\$ -	\$ -
FRAUD INSURANCE	110-85111-41650		\$ -	\$ 51	\$ -	\$ -	\$ -	\$ -	\$ -
INLAND MARINE INSURANCE	110-85112-41650		\$ 845	\$ 894	\$ -	\$ -	\$ -	\$ -	\$ -
AUTO PHYSICAL DAMAGE INSURANCE	110-85113-41650		\$ 162	\$ 159	\$ -	\$ -	\$ -	\$ -	\$ -
LIABILITY INSURANCE	110-85115-41650		\$ 7,389	\$ 5,851	\$ -	\$ -	\$ -	\$ -	\$ -
E&O LIABILITY INSURANCE	110-85116-41650		\$ -	\$ 2,781	\$ -	\$ -	\$ -	\$ -	\$ -
VEHICLE LIABILITY INSURANCE	110-85117-41650		\$ 1,450	\$ 1,412	\$ -	\$ -	\$ -	\$ -	\$ -
LAW ENFORCEMENT LIABILITY INSURANCE	110-85118-41650		\$ -	\$ -	\$ -	\$ -	\$ -	\$ -	\$ -
UMBRELLA LIABILITY INSURANCE	110-85119-41650		\$ 1,080	\$ 1,357	\$ -	\$ -	\$ -	\$ -	\$ -
PROPERTY CLAIMS/DEDUCTIBLES	110-85120-41650		\$ 321	\$ -	\$ -	\$ -	\$ -	\$ -	\$ -
PHYSICAL DAMAGE CLAIMS/DEDUCTIBLES	110-85123-41650		\$ -	\$ -	\$ -	\$ -	\$ -	\$ -	\$ -
VEHICLE LIABILITY CLAIMS/DEDUCTIBLES	110-85127-41650		\$ -	\$ -	\$ -	\$ -	\$ -	\$ -	\$ -
SURETY/NOTARY COSTS	110-85140-41650		\$ 10,050	\$ 15,041	\$ -	\$ 5,100	\$ 10,100	\$ 10,100	\$ 10,100
SURETY/NOTARY COSTS	110-85140-41650	Surety Bond for Workers' Comp				\$ 5,000	\$ 10,000	\$ 10,000	\$ 10,000
SURETY/NOTARY COSTS	110-85140-41650	Notary Supplies				\$ 100	\$ 100	\$ 100	\$ 100
VEHICLE RENTAL (INSIDE WILLIAMSON COUNTY)	110-85260-41650		\$ -	\$ -	\$ -	\$ -	\$ -	\$ -	\$ -
STATE FEES	110-85320-41650		\$ -	\$ -	\$ -	\$ -	\$ -	\$ -	\$ -
E-COMMERCE FEES	110-85530-41650		\$ 76	\$ -	\$ -	\$ -	\$ -	\$ -	\$ -
LATE CHARGES	110-85580-41650		\$ -	\$ -	\$ -	\$ -	\$ -	\$ -	\$ -
BOND COMPLIANCE	110-85590-41650		\$ -	\$ -	\$ -	\$ -	\$ -	\$ -	\$ -
MISCELLANEOUS	110-85990-41650		\$ 7	\$ -	\$ 100	\$ -	\$ -	\$ -	\$ -
PRINCIPAL	110-86100-41650		\$ -	\$ -	\$ -	\$ -	\$ -	\$ -	\$ -

FY 2027 Human Resources Personnel, Operating, and Capital Budgets

Account Name	Account String	Itemizations	FY24 Actual	FY25 Actual	FY26 Budget	FY2026 EOY	FY2027 Budget	FY2028 Forecast	FY2029 Forecast
INTEREST	110-86200-41650		\$ -	\$ -	\$ -	\$ -	\$ -	\$ -	\$ -
LEASE/LOAN PRINCIPAL	110-86600-41650		\$ -	\$ -	\$ -	\$ -	\$ -	\$ -	\$ -
LEASE/LOAN INTEREST	110-86700-41650		\$ -	\$ -	\$ -	\$ -	\$ -	\$ -	\$ -
Total Operating w/o Interfund Transfers			\$ 525,514	\$ 634,429	\$ 721,825	\$ 676,178	\$ 725,400	\$ 754,925	\$ 770,209
REIMBURSEMENT OF INTERFUND SERVICES	110-87510-41650		\$ (439,006)	\$ (439,006)	\$ (517,627)	\$ (517,627)	\$ (517,627)	\$ (517,627)	\$ (517,627)
Total Operating			\$ 86,508	\$ 195,423	\$ 204,198	\$ 158,551	\$ 207,773	\$ 237,298	\$ 252,582
Human Resources Capital									
Comp Software-Leased (>\$50,000)	110-89551-41650		\$ -	\$ -	\$ -	\$ -	\$ -	\$ -	\$ -
Total Capital			\$ -	\$ -	\$ -	\$ -	\$ -	\$ -	\$ -
Total Human Resources Budget			\$ 1,819,450	\$ 2,001,084	\$ 2,115,428	\$ 2,030,842	\$ 2,171,676	\$ 2,389,980	\$ 2,502,251



Program Enhancement Summary Form

Department/Division:

Priority	Fund	FTE	Title	Compensation	Benefits	Operating	Capital	Total FY27	Strategic Plan Alignment	One Time Future FY Costs	Recurring Costs
1	110	0	Timeclock Replacement Tablets			\$ 45,000		\$ 45,000	Fiscally Sound		
2	110	0	Applicant Tracking Software			\$ 23,996		\$ 23,996	Operational Excellence		\$ 42,500
3	110	1	Organizational Development Specialist	\$ 78,152	\$ 28,282			\$ 106,434	Operational Excellence		\$ 106,434
4	110	1	HR & Risk Management Assistant Director	\$ 125,185	\$ 35,610			\$ 160,795	Operational Excellence		\$ 160,795
2028	110	1	Separation of Risk and Benefits Manager	\$ -	\$ -			\$ -	Operational Excellence		\$ 144,719
								\$ -			
								\$ -			
								\$ -			
								\$ -			
								\$ -			
								\$ -			
Totals				\$ 203,337	\$ 63,892	\$ 68,996	\$ -	\$ 336,225	\$ -	\$ -	\$ 454,448

FranklinForward Requested Allocations for the Upcoming Budget Year

	A Safe, Clean Livable City	\$ -
	Sustainable Growth & Economic Vitality	\$ -
	Fiscally Sound	\$ 45,000
	Quality Life Experiences	\$ -
	Organizational Health	\$ -
	Operational Excellence	\$ 291,225
Total Franklin Forward Allocations		\$ 336,225

Function	Requested Amount
Personnel	\$ 267,229
Operations	\$ 68,996
Capital (Vehicles, Equipment, Buildings, etc.)	\$ -
Total	\$ 336,225



Program Enhancement Request Form - Operating and Capital (PER-OC)

Use this form to support your request for operating and capital purchases.

Budget Year: **Intended Year** **Priority** of

Department-Division:

FranklinForward Theme:

Title of Request:

Requested Funding			
Account Description	FY2027 Costs	One Time Future FY Costs	Recurring Costs
Operating Expenses			
83540 COMPUTER HARDWARE (<\$50,00	\$ 45,000		
Capital Expenses			
Total Cost	\$ 45,000	\$ -	\$ -

Purpose (Description) and Service Implication (if the request is not funded)

This request seeks approval to replace the City’s existing UKG InTouch 9000 timeclocks, which UKG has formally announced will no longer be supported or operable after January 2027. UKG provided a replacement quote of \$204,300 to upgrade all 30 clocks to their newest hardware.

After further research and collaboration with the IT Department, we identified a significantly more cost-effective solution: replacing the physical timeclocks with tablets equipped with the UKG mobile app, which fully supports secure PIN, badge, and QR-code punching. This alternative approach is estimated at approximately \$45,000, representing substantial cost savings while still ensuring long-term functionality, reliability, and continued compliance with UKG’s system requirements.

In addition, implementing a tablet-based solution ensures greater future compatibility with other HRIS systems should the City transition away from UKG. Tablets provide flexibility that dedicated, proprietary timeclock hardware cannot, allowing the City to adapt quickly and cost-effectively to any future system changes.

This replacement is necessary to avoid service disruption once the InTouch 9000 clocks become inoperable, while also positioning the City with a modern, flexible, and fiscally responsible timekeeping solution.



Program Enhancement Request Form - Operating and Capital (PER-OC)

Use this form to support your request for operating and capital purchases.

Budget Year: Intended Year Priority of

Department-Division:

FranklinForward Theme:

Title of Request:

Account Description	Requested Funding		
	FY2027 Costs	One Time Future FY Costs	Recurring Costs
Operating Expenses			
82510 COMPUTER SERVICES	\$ 23,996		\$ 42,500
Total Cost	\$ 23,996	\$ -	\$ 42,500

Purpose (Description) and Service Implication (if the request is not funded)

This request seeks approval to transition from the City's current applicant tracking system (Cadient) to a platform that will modernize and streamline our recruitment processes, enhance the applicant experience through a more intuitive and mobile-friendly interface, and will significantly improve and modernize our onboarding experience, creating a stronger first impression for new hires and ensuring a more seamless, professional start to employment with the City.

We have a quote from one vendor with an ATS that will cost \$23,996 in Year 1, \$25,500 in Year 2, and \$42,500 in Year 3. This investment would replace the City's existing annual Cadient ATS contract of \$22,438, which is set to expire in October of 2026.



HISTORIC
FRANKLIN
TENNESSEE

Program Enhancement Request Form - Personnel (PER-P)

Use this form to support your request for additional personnel and associated costs.

Budget Year: Intended Year: Priority of

Department-Division:

FranklinForward Theme:

Title of Request:

Requested Funding		
Account Description	FY2027 Costs	Recurring Costs
Compensation		
81110 REGULAR PAY	\$ 78,152	\$ 78,152
Benefits		
FICA/MEDI (7.65%)	\$ 5,979	\$ 5,979
Pension (Current 7.44%)	\$ 5,815	\$ 5,815
Holiday (Yes 108.28 for FY and 9 Month, No for ineligible, existing, or 6 Month)	\$ 108	\$ 108
Supplemental Life (Existing Emp \$0, New Emp FY \$84, New Empl 9 Month \$63, New Empl 6 \$42)	\$ 84	\$ 84
Basic (.001575/ AD&D .0003/ DISAB .00304)	\$ 384	\$ 384
MED/DNT/VIS (Existing Emp. Reclass \$0, New Emp. FY \$15,912 , New Emp. 9 Month \$11,934 , New Emp.6 Month \$7,956)	\$ 15,912	\$ 15,912
Operating Expenses		
Capital Expenses		
Total Personnel Cost	\$ 106,434	\$ 106,434

Purpose (Description) and Service Implication (if the request is not funded)

This request seeks approval to add a Specialist position to support the Organizational Development (OD) Manager and the HR Generalists. As the City continues to grow, the volume and complexity of employee-related programs, development initiatives, and daily HR operations have increased substantially. This position will be cross-trained to provide support across both the Human Resources and Organizational Development functions, ensuring greater flexibility, operational excellence, and continuity of service.

The Organizational Development Specialist will enhance the City's ability to:

- Expand employee training and development programs
- Improve organizational culture and leadership development initiatives
- Reduce workload bottlenecks and increase responsiveness to departments
- Support succession planning and broader workforce initiatives
- Improve service delivery through a more agile and scalable HR/OD structure
- Improve alignment across departments and program areas

Adding this role aligns with the City's commitment to organizational health, employee engagement, and operational excellence, ensuring the HR and OD teams are equipped to meet current needs.



HISTORIC
FRANKLIN
TENNESSEE

Program Enhancement Request Form - Personnel (PER-P)

Use this form to support your request for additional personnel and associated costs.

Budget Year: Intended Year: Priority of

Department-Division:

FranklinForward Theme:

Title of Request:

Requested Funding		
Account Description	FY2027 Costs	Recurring Costs
Compensation		
81110 REGULAR PAY	\$ 125,185	\$ 125,185
Benefits		
FICA/MEDI (7.65%)	\$ 9,577	\$ 9,577
Pension (Current 7.44%)	\$ 9,314	\$ 9,314
Holiday (Yes 108.28 for FY and 9 Month, No for ineligible, existing, or 6 Month)	\$ 108	\$ 108
Supplemental Life (Existing Emp \$0, New Emp FY \$84, New Empl 9 Month \$63, New Empl 6 \$42)	\$ 84	\$ 84
Basic (.001575/ AD&D .0003/ DISAB .00304)	\$ 615	\$ 615
MED/DNT/VIS (Existing Emp. Reclass \$0, New Emp. FY \$15,912 , New Emp. 9 Month \$11,934 , New Emp.6 Month \$7,956)	\$ 15,912	\$ 15,912
Operating Expenses		
Capital Expenses		
Total Personnel Cost	\$ 160,795	\$ 160,795

Purpose (Description) and Service Implication (if the request is not funded)

This request seeks approval to establish an Assistant Director of Human Resources and Risk Management position to provide senior-level leadership, continuity, and strategic support. This role is critical to ensuring operational stability while advancing long-term organizational goals. The Assistant Director will serve as a key partner to the HR Director by overseeing complex HR and Risk Management functions, supporting high-level initiatives, and providing experienced leadership across employee relations, compliance, policy development, risk mitigation, and organizational strategy. Establishing this role strengthens succession planning, improves decision-making capacity, and enhances the City's ability to proactively manage workforce risks and liabilities. It also creates leadership depth within HR, promotes continuity of institutional knowledge, and ensures the department can effectively support a growing organization with increasing regulatory, operational, and employee-related demands. There are currently three strong managers in HR, but no single person touches all components of HR, aside from the HR Director. This PER would establish a similar structure to what we see in the rest of the Leadership Team. There was an Assistant Director position previously, but it was later reclassified as an HR Manager.



HISTORIC
FRANKLIN
TENNESSEE

Program Enhancement Request Form - Personnel (PER-P)

Use this form to support your request for additional personnel and associated costs.

Budget Year: Intended Year: Priority of

Department-Division:

FranklinForward Theme:

Title of Request:

Requested Funding		
Account Description	FY2027 Costs	Recurring Costs
Compensation		
81110 REGULAR PAY	\$ -	\$ 111,276
Benefits		
FICA/MEDI (7.65%)	\$ -	\$ 8,513
Pension (Current 7.44%)	\$ -	\$ 8,279
Holiday (Yes 108.28 for FY and 9 Month, No for ineligible, existing, or 6 Month)	\$ -	\$ 108
Supplemental Life (Existing Emp \$0, New Emp FY \$84, New Empl 9 Month \$63, New Empl 6 \$42)	\$ -	\$ 84
Basic (.001575/ AD&D .0003/ DISAB .00304)	\$ -	\$ 547
MED/DNT/VIS (Existing Emp. Reclass \$0, New Emp. FY \$15,912 , New Emp. 9 Month \$11,934 , New Emp.6 Month \$7,956)	\$ -	\$ 15,912
Operating Expenses		
Capital Expenses		
Total Personnel Cost	\$ -	\$ 144,719

Purpose (Description) and Service Implication (if the request is not funded)

This request outlines the planned separation of the current combined Risk/Benefits Manager role into two distinct positions by creating a dedicated Risk Manager. As the City continues to grow in size, complexity, and service demands, the workload and operational needs within both Risk Management and Employee Benefits have increased significantly. Separating these functions will allow the Risk team to expand appropriately to meet the City's rising exposure, compliance requirements, safety initiatives, and claims management needs.

In addition, this change will enable the Benefits team to focus exclusively on benefits administration, employee support, and strategic planning, ensuring continued high-quality service to employees and improved capacity during peak enrollment and program cycles.

This is not a request for FY 2027, but rather a planned staffing enhancement for FY 2028, allowing the City to proactively prepare for future organizational needs and ensure both functions remain aligned with best practices and appropriate staffing levels for a growing municipality.



HISTORIC
FRANKLIN
TENNESSEE

FY 2027 Operating Budget

Project & Facilities Management

Brad Wilson, Project & Facilities Manager

Departmental Summary

Department Goals

The Facilities Department's mission is to manage all City facilities in a sustainable and economical environment wherever and whenever possible. The Department strives for a safe and healthy environment for all team and community members that use the facilities we manage. We work to budget yearly for items we feel will need to be replaced and or updated. We continue to support other City departments such as Fire, Parks, Police, Public Works, Sanitation and Environmental Services, and Water Management when requested in keeping their facilities safe and functioning so that they can meet the needs of our citizens.

FY 2027 Outlook

In the coming fiscal year, our goal will remain to maintain a safe and healthy environment for City of Franklin staff and the community. Facility accessibility will continue to be a priority. Problems will continue to be a high priority to resolve and to get a department or area back up and running as quickly as possible. Facilities will continue to work with City Hall planners on the new upcoming facility and make visits to the site to help ensure the city is getting what we are planning.

Projects

The Facilities Department will continue to react daily to any and all assistance that is requested from outlying offices.

The Facilities Department will be working with Engineering and Parks regarding structures being constructed in the new park area off of Carothers. For the project to be located off Carothers in regard to pavilions and structures.

The Facilities Department will look to work with fire regarding a new facility to replace current station 3 and on that property to construct an ancillary structure for standby apparatus units, storage and staff areas.

Performance Measures & Strategic Plan

The City of Franklin is in process of revising its Strategic Plan. First established in 2013, the City of Franklin Strategic Plan has specific and demonstrable objectives for each department which, when achieved individually, will cohesively move Franklin forward to meet the challenges and demands of the future.

The new strategic plan has six major goals. They include:

-  **Safe Clean Livable City**
-  **Sustainable Growth & Economic Vitality**
-  **Fiscally Sound**
-  **Quality Life Experiences**
-  **Organizational Health**
-  **Operational Excellence**

Each budget has a series of performance measures and benchmarks attached to it which demonstrate the workload, effectiveness and outcome of taxpayer support for the annual operations of the City of Franklin and its pursuit of the goals of the Strategic Plan. Together, these measures demonstrate a proper and diligent use of taxpayer dollars in the pursuit of a greater community.

Specific departmental strategic plan measures will be refined as the budget process continues.

Proj. & Facil. FranklinForward Non-Financial Perf. Measures

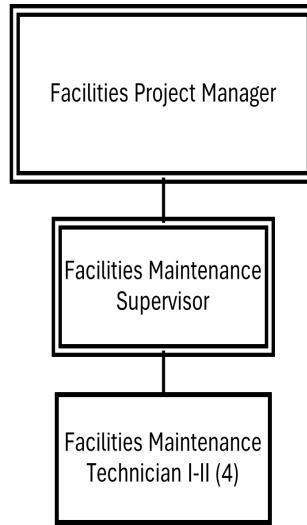
Output Measure	FY2021	FY2022	FY2023	FY2024	FY2025
Amount					
Government Agency use of electricity. Goal: Reduce use by 20% by 2020	24,307,916	24,537,753	0	0	0
AMOUNT	24,307,916	24,537,753	0	0	0

Project & Facilities Non-Financial Performance Measures

Output Measure	FY2021	FY2022	FY2023	FY2024	FY2025
Amount					
Amount of G.S.F./average daily # of people.	0	0	65,600	0	0
Average daytime number of people in buildings.	390	350	656	0	598
Number of buildings/structures maintained.	18	31	33	0	27
Number of employee hours served.	10,700	10,700	0	0	0
Gross square footage of municipal buildings (general fund).	720,077	744,466	772,723	0	655,466
Amount of gas used.	98,421	99,253	1,056	0	1,365
Average time to complete a routine request.	4	6	6	0	6
Amount of people served to Facilities staff FTE.	0	0	0	0	0
Number of contractor hours served.	24	24	0	0	0
Number of requests taken.	557	557	948	0	808
Sustainable Franklin Measurement: Government agency use of electricity. Goal: Reduce use by 20% by 2020.	24,307,916	14,167,011	0	0	0
Amount of electricity (kW) used.	24,307,916	24,537,753	0	0	0
AMOUNT	49,446,023	39,560,151	841,022	0	658,270

*0 indicates information not reported for the Fiscal Year.

Organizational Chart



Staffing by Position

Budgeted Positions	Pay Grade	FY 2023		FY 2024		FY 2025		FY 2026		FY 2027	
		F-T	P-T	F-T	P-T	F-T	P-T	F-T	P-T	F-T	P-T
Facilities Project Manager	K	1	0	1	0	1	0	1	0	1	0
Facilities Maintenance Supervisor	H	1	0	1	0	1	0	1	0	1	0
Lead Facilities Maintenance Worker	F	1	0	0	0	0	0	0	0	0	0
Facilities Maintenance Technician I-II	D-E	2	0	4	0	4	0	4	0	4	0
Custodian	D	1	0	0	0	0	0	0	0	0	0
Totals		6	0	6	0	6	0	6	0	6	0

Budget Summary

Project & Facilities Management

	ACTUAL 2024	ACTUAL 2025	BUDGET 2026	EOY 2026	BUDGET 2027		
	FY2024	FY2025	FY2026	FY2026	FY2027	26 v. 27 Difference \$	26 v. 27 Difference %
Expenses							
110 - GENERAL FUND							
PERSONNEL							
PERSONNEL (81000)	\$631,838	\$634,312	\$715,005	\$736,784	\$746,035	\$31,030	4.3%
PERSONNEL TOTAL	\$631,838	\$634,312	\$715,005	\$736,784	\$746,035	\$31,030	4.3%
OPERATIONS							
SERVICES (82000)	\$1,886,640	\$1,902,652	\$1,877,867	\$1,864,987	\$1,908,358	\$30,491	1.6%
SUPPLIES (83000)	\$141,844	\$102,319	\$93,697	\$95,300	\$96,300	\$2,603	2.8%
OPERATIONAL UNITS (84000)	-	-	-	\$0	\$0	\$0	-
BUSINESS EXPENSES (85000)	\$33,428	\$37,506	\$1,500	\$1,500	\$1,500	\$0	0.0%
REIMBURSEMENT OF EXPENDITURES (87500)	(\$209,238)	(\$209,238)	(\$257,405)	(\$257,405)	(\$257,405)	\$0	0.0%
OPERATIONS TOTAL	\$1,852,673	\$1,833,239	\$1,715,659	\$1,704,382	\$1,748,753	\$33,094	1.9%
CAPITAL	-	-	-	\$0	\$0	\$0	-
110 - GENERAL FUND TOTAL	\$2,484,512	\$2,467,551	\$2,430,664	\$2,441,166	\$2,494,788	\$64,124	2.6%
EXPENSES TOTAL	\$2,484,512	\$2,467,551	\$2,430,664	\$2,441,166	\$2,494,788	\$64,124	2.6%

FY 2027 Project & Facilities Personnel, Operating, and Capital Budgets

Account Name	Account String	Itemizations	FY24 Actual	FY25 Actual	FY26 Budget	FY2026 EOY	FY2027 Budget	FY2028 Forecast	FY2029 Forecast
Project & Facilities Personnel									
REGULAR PAY	110-81110-41320		\$ 383,787.49	\$ 404,262.10	\$ 447,406.00	\$ 447,256.00	\$ 447,600.00	\$ 493,857.00	\$ 517,771.00
FAMILY LEAVE PAY	110-81113-41320		\$ -	\$ -	\$ -	\$ -	\$ -	\$ -	\$ -
OVERTIME PAY	110-81120-41320		\$ 25,744.54	\$ 26,826.11	\$ 30,000.00	\$ 30,000.00	\$ 30,000.00	\$ 30,000.00	\$ 30,000.00
TEMPORARY WORK BY NON-CITY EMPLOYEES	110-81150-41320		\$ -	\$ -	\$ -	\$ -	\$ -	\$ -	\$ -
VACANCY ADJUSTMENT	110-81199-41320		\$ -	\$ -	\$ (13,960.00)	\$ -	\$ (15,666.00)	\$ (17,285.00)	\$ (18,122.00)
FICA (EMPLOYER'S SHARE)	110-81410-41320		\$ 29,493.11	\$ 31,278.99	\$ 32,469.00	\$ 35,722.00	\$ 37,575.00	\$ 39,475.00	\$ 32,469.00
MEDICAL PREMIUMS	110-81420-41320		\$ 118,598.78	\$ 115,668.24	\$ 120,272.00	\$ 121,682.00	\$ 135,173.00	\$ 148,690.00	\$ 163,559.00
NEAR-SITE CLINIC (URGENT TEAM)	110-81422-41320		\$ 3,055.00	\$ 3,181.00	\$ 2,880.00	\$ 3,030.00	\$ 3,060.00	\$ 3,060.00	\$ 3,060.00
VISION PREMIUMS	110-81425-41320		\$ 689.15	\$ 747.24	\$ 822.00	\$ 802.00	\$ 853.00	\$ 896.00	\$ 940.00
DENTAL INSURANCE PREMIUMS	110-81430-41320		\$ 3,371.15	\$ 3,543.72	\$ 3,898.00	\$ 4,052.00	\$ 4,361.00	\$ 4,579.00	\$ 4,808.00
FSA ADMINISTRATION FEES	110-81431-41320		\$ -	\$ 76.80	\$ 85.00	\$ 85.00	\$ 85.00	\$ 85.00	\$ 85.00
GROUP INSURANCE PREMIUMS	110-81433-41320		\$ 2,593.59	\$ 2,174.15	\$ 2,586.00	\$ 2,880.00	\$ 2,912.00	\$ 2,874.00	\$ 504.00
EE MEDICAL INSURANCE CONTRIBUTIONS	110-81440-41320		\$ (23,092.26)	\$ (23,589.84)	\$ (25,949.00)	\$ (24,849.00)	\$ (27,611.00)	\$ (30,372.00)	\$ (33,409.00)
CONTRIBUTIONS TO HEALTH SAVINGS ACCOUNT	110-81441-41320		\$ 3,000.00	\$ -	\$ -	\$ -	\$ -	\$ -	\$ -
EE DENTAL INSURANCE CONTRIBUTIONS	110-81443-41320		\$ (732.59)	\$ (698.40)	\$ (766.00)	\$ (838.00)	\$ (902.00)	\$ (947.00)	\$ (995.00)
EE VISION INSURANCE CONTRIBUTIONS	110-81444-41320		\$ (149.88)	\$ (147.43)	\$ (162.00)	\$ (166.00)	\$ (120.00)	\$ (126.00)	\$ (195.00)
RETIREMENT CONTRIBUTIONS	110-81450-41320		\$ 69,844.36	\$ 56,253.44	\$ 100,828.00	\$ 100,828.00	\$ 110,911.00	\$ 122,002.00	\$ 134,202.00
DEFINED CONTRIBUTION MATCH (CLOSED)	110-81455-41320		\$ -	\$ -	\$ -	\$ -	\$ -	\$ -	\$ -
DEFINED CONTRIBUTION MATCH (TCRS)	110-81456-41320		\$ 14,049.38	\$ 12,192.28	\$ 11,046.00	\$ 12,363.00	\$ 12,991.00	\$ 13,654.00	\$ 14,351.00
Defined Cont Match (2017)	110-81458-41320		\$ 613.15	\$ 1,205.42	\$ 1,050.00	\$ 1,437.00	\$ 1,813.00	\$ 1,907.00	\$ 2,001.00
WORKERS COMPENSATION PREMIUMS	110-81470-41320		\$ 973.49	\$ 965.36	\$ 2,500.00	\$ 2,500.00	\$ 2,500.00	\$ 2,500.00	\$ 2,500.00
WORKERS COMPENSATION CLAIMS	110-81475-41320		\$ -	\$ 372.40	\$ -	\$ -	\$ 500.00	\$ 500.00	\$ 500.00
Total Personnel			\$631,838	\$634,312	\$715,005	\$736,784	\$746,035	\$815,349	\$854,029
Project & Facilities Operating									
MAILING & OUTBOUND SHIPPING SERVICES	110-82110-41320		\$ -	\$ -	\$ 250.00	\$ -	\$ 150.00	\$ 155.00	\$ 160.00
FREIGHT FOR INBOUND PURCHASED ITEMS	110-82120-41320		\$ -	\$ -	\$ -	\$ -	\$ -	\$ -	\$ -
VEHICLE LICENSES & TITLES	110-82130-41320		\$ -	\$ 21.22	\$ 100.00	\$ 100.00	\$ 100.00	\$ 103.00	\$ 106.00
PRINTING & COPYING SERVICES, OUTSOURCED	110-82210-41320		\$ 890.37	\$ 752.44	\$ 250.00	\$ 250.00	\$ 250.00	\$ 258.00	\$ 266.00

FY 2027 Project & Facilities Personnel, Operating, and Capital Budgets

Account Name	Account String	Itemizations	FY24 Actual	FY25 Actual	FY26 Budget	FY2026 EOY	FY2027 Budget	FY2028 Forecast	FY2029 Forecast
PRINTING & COPYING SERVICES, OUTSOURCED	110-82210-41320	Plan Copying and scanning for misc. projects				\$ 250.00	\$ 250.00	\$ 258.00	\$ 266.00
ARCHIVING/RECORDS MANAGEMENT SERVICES	110-82230-41320		\$ 6,244.05	\$ 26,123.23	\$ 4,200.00	\$ 4,200.00	\$ 6,000.00	\$ 6,180.00	\$ 6,365.00
ARCHIVING/RECORDS MANAGEMENT SERVICES	110-82230-41320	Shredding Services				\$ 4,200.00	\$ 6,000.00	\$ 6,180.00	\$ 6,365.00
TRANSCRIPTION FEES	110-82240-41320		\$ -	\$ -	\$ -	\$ -	\$ -	\$ -	\$ -
FINGERPRINTING FEES	110-82245-41320		\$ -	\$ -	\$ -	\$ -	\$ -	\$ -	\$ -
TESTING & PHYSICALS	110-82250-41320		\$ -	\$ -	\$ 150.00	\$ -	\$ 150.00	\$ 160.00	\$ 165.00
UNIFORM RENTAL & SERVICES	110-82260-41320		\$ -	\$ 2,060.68	\$ 2,100.00	\$ -	\$ -	\$ -	\$ -
OTHER OPERATING SERVICES	110-82299-41320		\$ 1,135.92	\$ 144.60	\$ 500.00	\$ 119.00	\$ -	\$ 515.00	\$ 530.00
LEGAL NOTICES	110-82310-41320		\$ -	\$ -	\$ -	\$ -	\$ -	\$ -	\$ -
DUES FOR MEMBERSHIPS	110-82350-41320		\$ -	\$ 52.66	\$ 120.00	\$ 200.00	\$ 200.00	\$ 125.00	\$ 130.00
PUBLIC RELATIONS & EDUCATION (CITY SPONSORED)	110-82360-41320		\$ -	\$ -	\$ -	\$ -	\$ -	\$ -	\$ -
EMERGENCY RELIEF	110-82371-41320		\$ -	\$ -	\$ -	\$ -	\$ -	\$ -	\$ -
PUBLICATIONS, NON-TRAINING	110-82390-41320		\$ -	\$ -	\$ -	\$ -	\$ -	\$ -	\$ -
ELECTRIC SERVICE	110-82410-41320		\$ 149,828.94	\$ 478,729.03	\$ 425,000.00	\$ 450,000.00	\$ 450,000.00	\$ 463,500.00	\$ 477,405.00
ELECTRIC SERVICE	110-82410-41320	MTEMC				\$ 450,000.00	\$ 450,000.00	\$ 463,500.00	\$ 477,405.00
WATER & SEWER SERVICE	110-82420-41320		\$ 18,243.47	\$ 81,109.48	\$ 75,000.00	\$ 80,000.00	\$ 80,000.00	\$ 82,400.00	\$ 84,872.00
WATER & SEWER SERVICE	110-82420-41320	Water and Sewer				\$ 80,000.00	\$ 80,000.00	\$ 82,400.00	\$ 84,872.00
STORMWATER SERVICE	110-82430-41320		\$ 3,681.75	\$ 16,874.63	\$ 19,000.00	\$ 20,000.00	\$ 20,000.00	\$ 20,600.00	\$ 21,218.00
STORMWATER SERVICE	110-82430-41320	Stormwater				\$ 20,000.00	\$ 20,000.00	\$ 20,600.00	\$ 21,218.00
SANITATION & ENVIR SERVICES	110-82435-41320		\$ 15,829.27	\$ 26,340.07	\$ 24,000.00	\$ 24,000.00	\$ 24,000.00	\$ 24,720.00	\$ 25,441.00
SANITATION & ENVIR SERVICES	110-82435-41320	SES				\$ 24,000.00	\$ 24,000.00	\$ 24,720.00	\$ 25,441.00
NATURAL GAS SERVICE	110-82440-41320		\$ 21,692.64	\$ 62,681.96	\$ 57,000.00	\$ 57,000.00	\$ 57,000.00	\$ 58,709.00	\$ 60,470.00
NATURAL GAS SERVICE	110-82440-41320	Natural Gas				\$ 57,000.00	\$ 57,000.00	\$ 58,709.00	\$ 60,470.00
TELEPHONE SERVICE	110-82450-41320		\$ 2,552.32	\$ 2,151.15	\$ -	\$ -	\$ -	\$ -	\$ -
800 MHZ ACCESS LINE SERVICE	110-82451-41320		\$ -	\$ -	\$ -	\$ -	\$ -	\$ -	\$ -
CELLULAR TELEPHONE SERVICE	110-82455-41320		\$ 4,575.53	\$ 4,334.19	\$ 4,850.00	\$ 4,850.00	\$ 4,850.00	\$ 4,995.00	\$ 5,145.00
CELLULAR TELEPHONE SERVICE	110-82455-41320	Facilities Staff				\$ 4,850.00	\$ 4,850.00	\$ 4,995.00	\$ 5,145.00
INTERNET & RELATED SERVICES	110-82470-41320		\$ 3,384.16	\$ 2,772.30	\$ -	\$ 1,100.00	\$ 840.00	\$ 865.00	\$ 891.00
CONNECTION CHARGES	110-82483-41320		\$ -	\$ -	\$ -	\$ -	\$ -	\$ -	\$ -
COMPUTER SERVICES	110-82510-41320		\$ 21.94	\$ -	\$ -	\$ -	\$ 50.00	\$ -	\$ -
ENGINEERING SERVICES	110-82540-41320		\$ 2,500.00	\$ -	\$ -	\$ -	\$ -	\$ -	\$ -
CONSULTANT SERVICES	110-82560-41320		\$ -	\$ -	\$ -	\$ -	\$ -	\$ -	\$ -
OTHER CONTRACTUAL SERVICES	110-82599-41320		\$ 321,845.75	\$ 338,804.99	\$ 347,513.00	\$ 365,234.00	\$ 392,234.00	\$ 404,001.00	\$ 416,112.00

FY 2027 Project & Facilities Personnel, Operating, and Capital Budgets

Account Name	Account String	Itemizations	FY24 Actual	FY25 Actual	FY26 Budget	FY2026 EOY	FY2027 Budget	FY2028 Forecast	FY2029 Forecast
OTHER CONTRACTUAL SERVICES	110-82599-41320	Public Restroom Heavy Cleaning PD, City Hall, PW, SES, WWP, WW				\$ 2,450.00	\$ 2,450.00	\$ 2,525.00	\$ 2,600.00
OTHER CONTRACTUAL SERVICES	110-82599-41320	Cinas Knockdown Floor Mats City Hall, Public Works				\$ 5,400.00	\$ 5,400.00	\$ 5,562.00	\$ 5,727.00
OTHER CONTRACTUAL SERVICES	110-82599-41320	Fire Systems Testing City Hall, PD				\$ 11,750.00	\$ 21,750.00	\$ 22,402.00	\$ 23,074.00
OTHER CONTRACTUAL SERVICES	110-82599-41320	Air Filter Changes				\$ 9,534.00	\$ 11,534.00	\$ 11,880.00	\$ 12,236.00
OTHER CONTRACTUAL SERVICES	110-82599-41320	Testing of Fire Extinguishers				\$ 1,750.00	\$ 1,750.00	\$ 1,802.00	\$ 1,856.00
OTHER CONTRACTUAL SERVICES	110-82599-41320	Pest Control Services PD, PW, CH				\$ 8,250.00	\$ 8,250.00	\$ 8,497.00	\$ 8,750.00
OTHER CONTRACTUAL SERVICES	110-82599-41320	Fire Station HVAC Maintenance Agreement				\$ 16,000.00	\$ 16,000.00	\$ 16,480.00	\$ 16,974.00
OTHER CONTRACTUAL SERVICES	110-82599-41320	Alarm Monitoring and Repairs				\$ 8,100.00	\$ 8,100.00	\$ 8,343.00	\$ 8,592.00
OTHER CONTRACTUAL SERVICES	110-82599-41320	Grease Drainage Treatment at Fire Halls				\$ 8,600.00	\$ 8,600.00	\$ 8,858.00	\$ 9,124.00
OTHER CONTRACTUAL SERVICES	110-82599-41320	REA Maintenance at PD Fresh Air Handlers				\$ 7,500.00	\$ 7,500.00	\$ 7,725.00	\$ 7,957.00
OTHER CONTRACTUAL SERVICES	110-82599-41320	Turf Management				\$ 127,400.00	\$ 142,400.00	\$ 146,672.00	\$ 151,072.00
OTHER CONTRACTUAL SERVICES	110-82599-41320	Generator Maintenance Agreement				\$ 110,000.00	\$ 110,000.00	\$ 113,300.00	\$ 116,698.00
OTHER CONTRACTUAL SERVICES	110-82599-41320	PD Geothermal Maintenance				\$ 4,300.00	\$ 4,300.00	\$ 4,429.00	\$ 4,561.00
OTHER CONTRACTUAL SERVICES	110-82599-41320	Elevator Maintenance				\$ 17,600.00	\$ 17,600.00	\$ 18,128.00	\$ 18,672.00
OTHER CONTRACTUAL SERVICES	110-82599-41320	PD, PW Speed Gates Maintenance Agreement				\$ 7,500.00	\$ 7,500.00	\$ 7,725.00	\$ 7,957.00
OTHER CONTRACTUAL SERVICES	110-82599-41320	SES, PW Gate Repairs				\$ 4,100.00	\$ 4,100.00	\$ 4,223.00	\$ 4,349.00
OTHER CONTRACTUAL SERVICES	110-82599-41320	Temp City Hall Aramark coffee and vending machines				\$ 15,000.00	\$ 15,000.00	\$ 15,450.00	\$ 15,913.00
VEHICLE REPAIR & MAINTENANCE SERVICES	110-82610-41320		\$ 5,682.02	\$ 3,697.26	\$ 3,500.00	\$ 3,500.00	\$ 3,500.00	\$ 3,605.00	\$ 3,713.00
EQUIPMENT REPAIR & MAINTENANCE SERVICES	110-82620-41320		\$ 433,150.79	\$ 261,175.53	\$ 237,380.00	\$ 237,380.00	\$ 263,580.00	\$ 271,486.00	\$ 208,017.00
EQUIPMENT REPAIR & MAINTENANCE SERVICES	110-82620-41320	Mechanical System Maintenance				\$ 75,000.00	\$ 75,000.00	\$ 77,250.00	\$ 7,957.00
EQUIPMENT REPAIR & MAINTENANCE SERVICES	110-82620-41320	PD Green Roof Planting and Cleanup				\$ 9,500.00	\$ 9,500.00	\$ 9,785.00	\$ 10,078.00

FY 2027 Project & Facilities Personnel, Operating, and Capital Budgets

Account Name	Account String	Itemizations	FY24 Actual	FY25 Actual	FY26 Budget	FY2026 EOY	FY2027 Budget	FY2028 Forecast	FY2029 Forecast
EQUIPMENT REPAIR & MAINTENANCE SERVICES	110-82620-41320	City Window Cleaning PD and Parking Garage				\$ 11,000.00	\$ 12,200.00	\$ 12,566.00	\$ 12,942.00
EQUIPMENT REPAIR & MAINTENANCE SERVICES	110-82620-41320	Parking Garage Maintenance				\$ 6,000.00	\$ 6,000.00	\$ 6,180.00	\$ 6,364.00
EQUIPMENT REPAIR & MAINTENANCE SERVICES	110-82620-41320	Updating Equipment City Hall regarding blower equipment and alarm systems.				\$ 1,500.00	\$ 1,500.00	\$ 1,545.00	\$ 1,591.00
EQUIPMENT REPAIR & MAINTENANCE SERVICES	110-82620-41320	General Parking Maintenance Parking Garages				\$ 7,000.00	\$ 7,000.00	\$ 7,209.00	\$ 7,425.00
EQUIPMENT REPAIR & MAINTENANCE SERVICES	110-82620-41320	Electrical Systems Maintenance				\$ 20,000.00	\$ 30,000.00	\$ 30,900.00	\$ 31,827.00
EQUIPMENT REPAIR & MAINTENANCE SERVICES	110-82620-41320	Plumbing System Maintenance				\$ 20,000.00	\$ 30,000.00	\$ 30,900.00	\$ 31,827.00
EQUIPMENT REPAIR & MAINTENANCE SERVICES	110-82620-41320	Garage Door Maintenance				\$ 70,000.00	\$ 75,000.00	\$ 77,250.00	\$ 79,568.00
EQUIPMENT REPAIR & MAINTENANCE SERVICES	110-82620-41320	BAS (Building Automation Services)				\$ 17,380.00	\$ 17,380.00	\$ 17,901.00	\$ 18,438.00
PAVING & REPAIR SERVICES	110-82640-41320		\$ -	\$ -	\$ 10,000.00	\$ -	\$ -	\$ -	\$ -
PARK & FIELD MAINTENANCE SERVICES	110-82650-41320		\$ -	\$ 150.00	\$ -	\$ -	\$ -	\$ -	\$ -
LANDSCAPING SERVICES	110-82652-41320		\$ 50,167.48	\$ 53,816.62	\$ 50,000.00	\$ 50,000.00	\$ 50,000.00	\$ 51,500.00	\$ 53,045.00
LANDSCAPING SERVICES	110-82652-41320	fertilizing , aerating, over seeding				\$ 50,000.00	\$ 50,000.00	\$ 51,500.00	\$ 53,045.00
IRRIGATION SERVICES	110-82653-41320		\$ 7,462.81	\$ 3,756.15	\$ 11,554.00	\$ 11,554.00	\$ 11,554.00	\$ 11,900.00	\$ 12,257.00
GROUPS MAINTENANCE SERVICES	110-82654-41320		\$ -	\$ 2,539.59	\$ -	\$ -	\$ -	\$ -	\$ -
GROUPS MAINTENANCE SERVICES	110-82654-41320	Turf Management				\$ -	\$ -	\$ -	\$ -
BUILDING REPAIR & MAINTENANCE SERVICES	110-82660-41320		\$ 837,750.47	\$ 534,096.55	\$ 590,000.00	\$ 554,000.00	\$ 532,000.00	\$ 527,360.00	\$ 528,857.00
BUILDING REPAIR & MAINTENANCE SERVICES	110-82660-41320	Parking Garage Repairs				\$ 15,000.00	\$ 15,000.00	\$ 15,450.00	\$ 15,914.00
BUILDING REPAIR & MAINTENANCE SERVICES	110-82660-41320	Pressure Washing Parking Garage Stairwells				\$ 20,000.00	\$ 20,000.00	\$ 20,600.00	\$ 21,218.00
BUILDING REPAIR & MAINTENANCE SERVICES	110-82660-41320	Floor Scrubbing PD, PW				\$ 8,000.00	\$ 8,000.00	\$ 8,240.00	\$ 8,487.00
BUILDING REPAIR & MAINTENANCE SERVICES	110-82660-41320	Roof Repairs PW, Fire, SES				\$ 75,000.00	\$ 75,000.00	\$ 77,250.00	\$ 79,566.00
BUILDING REPAIR & MAINTENANCE SERVICES	110-82660-41320	Public Works Cleaning Agreement				\$ 70,000.00	\$ 70,000.00	\$ 72,100.00	\$ 74,263.00
BUILDING REPAIR & MAINTENANCE SERVICES	110-82660-41320	City Hall Cleaning Agreement				\$ -	\$ -	\$ -	\$ -
BUILDING REPAIR & MAINTENANCE SERVICES	110-82660-41320	PD Cleaning Agreement				\$ 73,000.00	\$ 110,000.00	\$ 113,300.00	\$ 116,699.00

FY 2027 Project & Facilities Personnel, Operating, and Capital Budgets

Account Name	Account String	Itemizations	FY24 Actual	FY25 Actual	FY26 Budget	FY2026 EOY	FY2027 Budget	FY2028 Forecast	FY2029 Forecast
BUILDING REPAIR & MAINTENANCE SERVICES	110-82660-41320	Miscellaneous Repairs				\$ 150,000.00	\$ 170,000.00	\$ 175,100.00	\$ 180,353.00
BUILDING REPAIR & MAINTENANCE SERVICES	110-82660-41320	Fire @ FSSD Cleaning				\$ 25,000.00	\$ 29,000.00	\$ 29,870.00	\$ 30,766.00
BUILDING REPAIR & MAINTENANCE SERVICES	110-82660-41320	FY 26 PER - Foundation Repairs Under Station 6				\$ 80,000.00	\$ -	\$ -	\$ -
BUILDING REPAIR & MAINTENANCE SERVICES	110-82660-41320	FY 26 PER - Generator Full Load Banking Test				\$ 19,000.00	\$ -	\$ -	\$ -
BUILDING REPAIR & MAINTENANCE SERVICES	110-82660-41320	FY 26 PER - Mack Hatcher Pavilion Roof				\$ 15,000.00	\$ -	\$ -	\$ -
BUILDING REPAIR & MAINTENANCE SERVICES	110-82660-41320	FY 26 PER - Station 5 Bathroom Remodel				\$ 4,000.00	\$ -	\$ -	\$ -
BUILDING REPAIR & MAINTENANCE SERVICES	110-82660-41320	Alarm System Repairs				\$ -	\$ 20,000.00	\$ -	\$ -
BUILDING REPAIR & MAINTENANCE SERVICES	110-82660-41320	Hoods for fire suppression systems				\$ -	\$ 15,000.00	\$ 15,450.00	\$ 1,591.00
WATER TANK MAINTENANCE SERVICES	110-82683-41320		\$ -	\$ -	\$ 1,500.00	\$ 1,500.00	\$ 1,500.00	\$ 1,545.00	\$ 1,591.00
WATER TANK MAINTENANCE SERVICES	110-82683-41320	PD Cistern Tank Maintenance				\$ 1,500.00	\$ 1,500.00	\$ 1,545.00	\$ 1,591.00
OTHER REPAIR & MAINTENANCE SERVICES	110-82699-41320		\$ -	\$ 427.78	\$ 3,500.00	\$ -	\$ -	\$ -	\$ -
TUITION ASSISTANCE PROGRAM	110-82720-41320		\$ -	\$ -	\$ -	\$ -	\$ -	\$ -	\$ -
TRAINING, OUTSIDE	110-82780-41320		\$ -	\$ 40.00	\$ 10,400.00	\$ -	\$ 10,400.00	\$ 10,751.00	\$ 11,074.00
TRAINING, OUTSIDE	110-82780-41320	Total tech, HVAC certification 5200 per person				\$ -	\$ 10,400.00	\$ 10,751.00	\$ 11,074.00
GROUND TRANSPORTATION (TRAVEL)	110-82820-41320		\$ -	\$ -	\$ -	\$ -	\$ -	\$ -	\$ -
OFFICE SUPPLIES	110-83110-41320		\$ 7,359.45	\$ 779.80	\$ 5,897.00	\$ 2,500.00	\$ 2,500.00	\$ 2,575.00	\$ 2,652.00
OFFICE DÉCOR ITEMS (OTHER THAN FURNITURE)	110-83120-41320		\$ -	\$ -	\$ -	\$ -	\$ -	\$ -	\$ -
EMPLOYEE BENEVOLENCE ITEMS	110-83130-41320		\$ 100.00	\$ -	\$ -	\$ -	\$ -	\$ -	\$ -
MEALS & FOOD (Business)	110-83140-41320		\$ 5,047.44	\$ 4,059.25	\$ 2,500.00	\$ 2,500.00	\$ 2,500.00	\$ 2,500.00	\$ 2,500.00
MEDICAL SUPPLIES	110-83240-41320		\$ -	\$ 3,074.15	\$ 9,000.00	\$ 9,000.00	\$ 9,000.00	\$ 9,270.00	\$ 9,548.00
MEDICAL SUPPLIES	110-83240-41320	Cintas First Aid Kits Temporary City Hall (5 Boxes @150 month)				\$ 9,000.00	\$ 9,000.00	\$ 9,270.00	\$ 9,548.00
SAFETY SUPPLIES	110-83250-41320		\$ 479.96	\$ -	\$ 500.00	\$ 500.00	\$ 500.00	\$ 515.00	\$ 530.00
UNIFORMS PURCHASED	110-83260-41320		\$ 2,546.96	\$ 3,401.14	\$ 2,000.00	\$ 3,000.00	\$ 3,000.00	\$ 3,089.00	\$ 3,181.00
UNIFORMS PURCHASED	110-83260-41320	Four facility workers Pants, Shirts, Jackets, Boots				\$ 2,000.00	\$ 2,000.00	\$ 2,060.00	\$ 2,121.00

FY 2027 Project & Facilities Personnel, Operating, and Capital Budgets

Account Name	Account String	Itemizations	FY24 Actual	FY25 Actual	FY26 Budget	FY2026 EOY	FY2027 Budget	FY2028 Forecast	FY2029 Forecast
UNIFORMS PURCHASED	110-83260-41320	Facility's maintenance supervisor/ manager uniforms				\$ 1,000.00	\$ 1,000.00	\$ 1,029.00	\$ 1,060.00
CONSUMABLE TOOLS	110-83270-41320		\$ -	\$ -	\$ -	\$ -	\$ -	\$ -	\$ -
OTHER OPERATING SUPPLIES	110-83299-41320		\$ 12,366.62	\$ 839.88	\$ 10,000.00	\$ -	\$ -	\$ -	\$ -
GASOLINE & DIESEL FOR FLEET (BUSINESS)	110-83310-41320		\$ 4,376.09	\$ 6,857.06	\$ 7,000.00	\$ 7,000.00	\$ 7,000.00	\$ 7,210.00	\$ 7,426.00
FURNITURE, FIXTURES (<\$50,000)	110-83510-41320		\$ 10,112.58	\$ -	\$ -	\$ -	\$ -	\$ -	\$ -
MACHINERY & EQUIPMENT (<\$50,000)	110-83530-41320		\$ 7,065.60	\$ -	\$ 2,500.00	\$ 2,500.00	\$ 2,500.00	\$ 2,575.00	\$ 2,652.00
COMPUTER HARDWARE (<\$50,000)	110-83540-41320		\$ 5,797.79	\$ 6,818.00	\$ 5,000.00	\$ 5,000.00	\$ 6,000.00	\$ 6,180.00	\$ 6,365.00
COMPUTER SOFTWARE (<\$50,000)	110-83550-41320		\$ -	\$ 106.00	\$ -	\$ -	\$ -	\$ -	\$ -
VEHICLE PARTS & SUPPLIES	110-83610-41320		\$ 388.00	\$ 394.98	\$ 500.00	\$ 500.00	\$ 500.00	\$ 515.00	\$ 530.00
EQUIPMENT PARTS & SUPPLIES	110-83620-41320		\$ 3,036.25	\$ 9,087.87	\$ 3,500.00	\$ 3,500.00	\$ 3,500.00	\$ 3,605.00	\$ 3,713.00
LANDSCAPING SUPPLIES	110-83652-41320		\$ 634.46	\$ 997.44	\$ 800.00	\$ 800.00	\$ 800.00	\$ 824.00	\$ 849.00
IRRIGATION SUPPLIES	110-83653-41320		\$ -	\$ -	\$ -	\$ -	\$ -	\$ -	\$ -
GROUNDS MAINTENANCE SUPPLIES	110-83654-41320		\$ -	\$ -	\$ -	\$ -	\$ -	\$ -	\$ -
BUILDING MAINTENANCE SUPPLIES	110-83660-41320		\$ 76,532.73	\$ 65,903.17	\$ 44,500.00	\$ 58,500.00	\$ 58,500.00	\$ 60,252.00	\$ 62,054.00
BUILDING MAINTENANCE SUPPLIES	110-83660-41320	Air and Water Filters PD, PW, CH				\$ 10,500.00	\$ 10,500.00	\$ 10,815.00	\$ 11,139.00
BUILDING MAINTENANCE SUPPLIES	110-83660-41320	House Keeping Equipment				\$ 2,100.00	\$ 2,100.00	\$ 2,162.00	\$ 2,227.00
BUILDING MAINTENANCE SUPPLIES	110-83660-41320	Cleaning Products				\$ 21,000.00	\$ 21,000.00	\$ 21,630.00	\$ 22,278.00
BUILDING MAINTENANCE SUPPLIES	110-83660-41320	LED Lights and Supplies				\$ 17,500.00	\$ 17,500.00	\$ 18,024.00	\$ 18,565.00
BUILDING MAINTENANCE SUPPLIES	110-83660-41320	City Flags				\$ 3,900.00	\$ 3,900.00	\$ 4,017.00	\$ 4,137.00
BUILDING MAINTENANCE SUPPLIES	110-83660-41320	PD Cistern Filters and Repairs				\$ 3,500.00	\$ 3,500.00	\$ 3,604.00	\$ 3,708.00
OTHER REPAIR & MAINTENANCE PARTS & SUPPLIES	110-83699-41320		\$ 6,000.00	\$ -	\$ -	\$ -	\$ -	\$ -	\$ -
2ND AVE PARKING GARAGE OPERATIONS	110-84920-41320		\$ -	\$ -	\$ -	\$ -	\$ -	\$ -	\$ -
4TH AVE PARKING GARAGE OPERATIONS	110-84930-41320		\$ -	\$ -	\$ -	\$ -	\$ -	\$ -	\$ -
PROPERTY INSURANCE	110-85110-41320		\$ 22,496.38	\$ 25,960.97	\$ -	\$ -	\$ -	\$ -	\$ -
FRAUD INSURANCE	110-85111-41320		\$ -	\$ 42.02	\$ -	\$ -	\$ -	\$ -	\$ -
INLAND MARINE INSURANCE	110-85112-41320		\$ 195.72	\$ 206.92	\$ -	\$ -	\$ -	\$ -	\$ -

FY 2027 Project & Facilities Personnel, Operating, and Capital Budgets

Account Name	Account String	Itemizations	FY24 Actual	FY25 Actual	FY26 Budget	FY2026 EOY	FY2027 Budget	FY2028 Forecast	FY2029 Forecast
AUTO PHYSICAL DAMAGE INSURANCE	110-85113-41320		\$ 243.89	\$ 199.23	\$ -	\$ -	\$ -	\$ -	\$ -
LIABILITY INSURANCE	110-85115-41320		\$ 6,018.20	\$ 4,844.91	\$ -	\$ -	\$ -	\$ -	\$ -
E&O LIABILITY INSURANCE	110-85116-41320		\$ -	\$ 2,303.13	\$ -	\$ -	\$ -	\$ -	\$ -
VEHICLE LIABILITY INSURANCE	110-85117-41320		\$ 1,812.40	\$ 1,765.37	\$ -	\$ -	\$ -	\$ -	\$ -
LAW ENFORCEMENT LIABILITY INSURANCE	110-85118-41320		\$ -	\$ -	\$ -	\$ -	\$ -	\$ -	\$ -
UMBRELLA LIABILITY INSURANCE	110-85119-41320		\$ 880.04	\$ 1,123.58	\$ -	\$ -	\$ -	\$ -	\$ -
PROPERTY CLAIMS/DEDUCTIBLES	110-85120-41320		\$ -	\$ -	\$ -	\$ -	\$ -	\$ -	\$ -
VEHICLE LIABILITY CLAIMS/DEDUCTIBLES	110-85127-41320		\$ -	\$ -	\$ -	\$ -	\$ -	\$ -	\$ -
PROPERTY TAX-RENTAL PROPERTY	110-85220-41320		\$ -	\$ -	\$ -	\$ -	\$ -	\$ -	\$ -
EQUIPMENT RENTAL & LEASES	110-85240-41320		\$ 671.09	\$ -	\$ 500.00	\$ 500.00	\$ 500.00	\$ 515.00	\$ 530.00
PERMITS	110-85310-41320		\$ -	\$ -	\$ 500.00	\$ 500.00	\$ 500.00	\$ 515.00	\$ 530.00
STATE FEES	110-85320-41320		\$ 1,110.00	\$ 1,060.09	\$ 500.00	\$ 500.00	\$ 500.00	\$ 515.00	\$ 530.00
RECORDING & FILING FEES	110-85340-41320		\$ -	\$ -	\$ -	\$ -	\$ -	\$ -	\$ -
E-COMMERCE FEES	110-85530-41320		\$ -	\$ -	\$ -	\$ -	\$ -	\$ -	\$ -
LATE CHARGES	110-85580-41320		\$ -	\$ -	\$ -	\$ -	\$ -	\$ -	\$ -
MISCELLANEOUS	110-85990-41320		\$ -	\$ -	\$ -	\$ -	\$ -	\$ -	\$ -
Total Operating w/o Interfund Transfers			\$2,061,911	\$2,042,477	\$1,973,064	\$1,961,787	\$2,006,158	\$2,046,088	\$2,021,420
REIMBURSEMENT OF INTERFUND SERVICES	110-87510-41320		\$ (209,238.00)	\$ (209,238.00)	\$ (257,405.00)	\$ (257,405.00)	\$ (257,405.00)	\$ (257,405.00)	\$ (257,405.00)
Total Operating			\$1,852,673	\$1,833,239	\$1,715,659	\$1,704,382	\$1,748,753	\$1,788,683	\$1,764,015
Project & Facilities Capital									
BUILDING DESIGN & CONSTRUCTION (>\$100,000)	110-89220-41320		\$ -	\$ -	\$ -	\$ -	\$ -	\$ -	\$ -
BUILDING IMPROVEMENTS (>\$100,000)	110-89230-41320		\$ -	\$ -	\$ -	\$ -	\$ -	\$ -	\$ -
MACHINERY & EQUIPMENT (>\$50,000)	110-89530-41320		\$ -	\$ -	\$ -	\$ -	\$ -	\$ -	\$ -
Total Capital			\$0	\$0	\$0	\$0	\$0	\$0	\$0
Total Project & Facilities Budget			\$2,484,512	\$2,467,551	\$2,430,664	\$2,441,166	\$2,494,788	\$2,604,032	\$2,618,044










Program Enhancement Summary Form

Department/Division: 41320 PROJECT AND FACILITIES MANAGEMENT

Priority	Fund	FTE	Title	Compensation	Benefits	Operating	Capital	Total FY27	Strategic Plan Alignment	One Time Future FY Costs	Recurring Costs
1	110	1	Reclass Facilities Maintenance Tech to Lead Facilities Maintenance Worker	\$ 4,405				\$ 4,405	Operational Excellence		\$ 8,702
2	110	0	Kitchen Remodel Station 2			\$ 70,000		\$ 70,000	Operational Excellence		
3	110	0	Police Department Tile			\$ 20,000		\$ 20,000	Operational Excellence		
4	110	0	Station 8 Shower Walls			\$ 21,200		\$ 21,200	Operational Excellence		
5	110	0	Windows Station 1			\$ 18,500		\$ 18,500	Operational Excellence		
6	110	0	Window Units Station 4			\$ 24,000		\$ 24,000	Operational Excellence		
7	110	0	Police Department Painting			\$ 13,000		\$ 13,000	Operational Excellence		
Totals				\$ 4,405	\$ -	\$ 166,700	\$ -	\$ 171,105	\$ -	\$ -	\$ 8,702

FranklinForward Requested Allocations for the Upcoming Budget Year

	A Safe, Clean Livable City	\$ -
	Sustainable Growth & Economic Vitality	\$ -
	Fiscally Sound	\$ -
	Quality Life Experiences	\$ -
	Organizational Health	\$ -
	Operational Excellence	\$ 171,105
Total Franklin Forward Allocations		\$ 171,105

	Function	Requested Amount
	Personnel	\$ 4,405
	Operations	\$ 166,700
	Capital (Vehicles, Equipment, Buildings, etc.)	\$ -
Total		\$ 171,105



HISTORIC
FRANKLIN
TENNESSEE

Program Enhancement Request Form - Personnel (PER-P)

Use this form to support your request for additional personnel and associated costs.

Budget Year: Intended Year: Priority of

Department-Division:

FranklinForward Theme:

Title of Request:

Requested Funding

Account Description	FY2027 Costs	Recurring Costs
Compensation		
81110 REGULAR PAY	\$ 3,734	\$ 7,467
Benefits		
FICA/MEDI (7.65%)	\$ 286	\$ 571
Pension (Current 7.44%)	\$ 278	\$ 556
Holiday (Yes 108.28 for FY and 9 Month, No for ineligible, existing, or 6 Month)	\$ 108	\$ 108
Supplemental Life (Existing Emp \$0, New Emp FY \$84, New Empl 9 Month \$63, New Empl 6 \$42)		
Basic (.001575/ AD&D .0003/ DISAB .00304)		
MED/DNT/VIS (Existing Emp. Reclass \$0, New Emp. FY \$15,912 , New Emp. 9 Month \$11,934 , New Emp.6 Month \$7,956)		
Operating Expenses		
83520 VEHICLES (<\$25,000)		
Capital Expenses		
Total Personnel Cost	\$ 4,405	\$ 8,702

Purpose (Description) and Service Implication (if the request is not funded)

Facilities is requesting the funding of the Facilities Lead Maintenance Worker position that we have been carrying. This position would become effective January 1st of 2027.



Program Enhancement Request Form - Operating and Capital (PER-OC)

Use this form to support your request for operating and capital purchases.

Budget Year: Intended Year Priority of

Department-Division:

FranklinForward Theme:

Title of Request:

Requested Funding			
Account Description	FY2027 Costs	One Time Future FY Costs	Recurring Costs
Operating Expenses			
82660 BUILDING REPAIR & MAINTENAN	\$ 70,000		
Capital Expenses			
Total Cost	\$ 70,000	\$ -	\$ -

Purpose (Description) and Service Implication (if the request is not funded)

Remodel of Kitchen and replacement of windows at Station 2. Station 2 opened in 1984 and the same kitchen remains in regards to cabinets flooring etc. Cabinets are a problem with doors falling off and little work space and storage. Station 2 is the most highly staffed facility within the city and is in need of upgrades but starting with the kitchen. Kitchen range and hood will not be in need of replacing.



Program Enhancement Request Form - Operating and Capital (PER-OC)

Use this form to support your request for operating and capital purchases.

Budget Year: Intended Year Priority of

Department-Division:

FranklinForward Theme:

Title of Request:

Requested Funding			
Account Description	FY2027 Costs	One Time Future FY Costs	Recurring Costs
Operating Expenses			
82660 BUILDING REPAIR & MAINTENAN	\$ 20,000		
Capital Expenses			
Total Cost	\$ 20,000	\$ -	\$ -

Purpose (Description) and Service Implication (if the request is not funded)

Due to expansion and contraction over the last 18 years the light colored floor tile in the center of the PD lobby has cracked and is starting to come loose from the substrate. If someone were to fall on the area they could be injured due to any possible fragments. WE look to carpet the area.



Program Enhancement Request Form - Operating and Capital (PER-OC)

Use this form to support your request for operating and capital purchases.

Budget Year: Intended Year Priority of

Department-Division:

FranklinForward Theme:

Title of Request:

Requested Funding			
Account Description	FY2027 Costs	One Time Future FY Costs	Recurring Costs
Operating Expenses			
82660 BUILDING REPAIR & MAINTENAN	\$ 21,200		
Capital Expenses			
Total Cost	\$ 21,200	\$ -	\$ -

Purpose (Description) and Service Implication (if the request is not funded)

The locker rooms within Fire Station 8 have experienced wear and tear since the station opened in 2016 and both shower pans have cracked and broken over the years. Not only are the walls currently delaminating but also the shower pans them selves. The leaks caused from water in the cracks could be causing damage to the area underneath and creating possible mold issues.



Program Enhancement Request Form - Operating and Capital (PER-OC)

Use this form to support your request for operating and capital purchases.

Budget Year: Intended Year Priority of

Department-Division:

FranklinForward Theme:

Title of Request:

Requested Funding			
Account Description	FY2027 Costs	One Time Future FY Costs	Recurring Costs
Operating Expenses			
82660 BUILDING REPAIR & MAINTENAN	\$ 18,500		
Capital Expenses			
Total Cost	\$ 18,500	\$ -	\$ -

Purpose (Description) and Service Implication (if the request is not funded)

The framework around the windows and areas below where the former HVAC units have taken moisture and is now rotting away. We look to remove the windows and framework and replace with the same type but all metal framing of units.



Program Enhancement Request Form - Operating and Capital (PER-OC)

Use this form to support your request for operating and capital purchases.

Budget Year: Intended Year Priority of

Department-Division:

FranklinForward Theme:

Title of Request:

Requested Funding			
Account Description	FY2027 Costs	One Time Future FY Costs	Recurring Costs
Operating Expenses			
82660 BUILDING REPAIR & MAINTENANCE	\$ 24,000		
Capital Expenses			
Total Cost	\$ 24,000	\$ -	\$ -

Purpose (Description) and Service Implication (if the request is not funded)

Replacement of Windows Station 4. Facility is approximately 30 years old with casement windows. Windows do not close completely causing moisture to enter the building and cause at times molding problems and humidity issues within the facility.



Program Enhancement Request Form - Operating and Capital (PER-OC)

Use this form to support your request for operating and capital purchases.

Budget Year: Intended Year Priority of

Department-Division:

FranklinForward Theme:

Title of Request:

Account Description	Requested Funding		
	FY2027 Costs	One Time Future FY Costs	Recurring Costs
Operating Expenses			
82660 BUILDING REPAIR & MAINTENANCE	\$ 13,000	\$ 13,000	
Capital Expenses			
Total Cost	\$ 13,000	\$ 13,000	\$ -

Purpose (Description) and Service Implication (if the request is not funded)

The facility is going on 18 years of age and the corridors have taken a beating and are in need of updating. It would be nice to try and do a floor year.



File #: 26-0171

DATE: 2/19/2026
TO: Budget & Finance Committee
FROM: Eric Stuckey, City Administrator
Angie Skarp, City Recorder
Milissa Reiersen, Chief Communications Officer
Shauna Billingsley, City Attorney
Michael Walters Young, Chief Budget & Performance Officer

SUBJECT:

Budget Presentation - Governance & Management

PURPOSE:

The purpose of this memorandum is to provide information to the Franklin Board of Mayor and Aldermen (BOMA) concerning the FY 2027 Budget Request for the Government & Management Program (Including the Elected Officials, Administration, Communications, Budget & Performance and Law Departments).

BACKGROUND/STAFF COMMENTS:

Each year, the Budget & Finance Committee reviews the detailed budget of each City Department. At the meetings in February, March, and April, departmental staff makes a presentation of the plans for the next budget cycle and the requested funding for those anticipated needs. This provides the Committee with an idea of the size and scope of budget requests that may be included in the City Administrator's proposed budget, which is typically delivered at the May committee meeting.

This year each program area of the City's Operations - Governance & Management, Public Safety, Finance & Administration, Community & Economic Development and Public Works will present as a unit to the Budget & Finance Committee during meetings in February and March. This presentation will encompass those departments in Governance & Management.

While traditional static files in Adobe Acrobat are attached to this agenda item, please click the links below to access the individual fund stories:

[Elected Officials Budget](#)
[Administration Budget](#)
[Law Budget](#)

FINANCIAL IMPACT:

The financial impact varies by department, depending on the increase in population, the required services, equipment replacement needs, and program enhancements.

RECOMMENDATION:

Staff recommends review of the budget materials. No action is required.



City of Franklin, Tennessee
FY 2027 Operating Budget Request

Government & Management

Elected Officials – Administration - Law
Communications – Budget & Performance



City of Franklin, Tennessee - FY 2027 Budget Request

Program: Governance & Management

Outline

- Elected Officials
- Administration
- Law
- Communications
- Budget & Performance





City of Franklin, Tennessee
FY 2027 Operating Budget Request

Slide 3

Elected Officials & Administration

Dr. Ken Moore, Mayor

Eric Stuckey, City Administrator

Angie Skarp, City Recorder



City of Franklin, Tennessee - FY 2027 Budget Request Elected Officials and Administration

Outline

- Elected Officials Division
- Administration Division
- Organization Chart
- Base Budget Request
 - Personnel
 - Operations
 - Capital
- Program Enhancements
- Summary





City of Franklin, Tennessee - FY 2027 Budget Request

Elected Officials

Purpose of Department

The City of Franklin is governed by its elected officials, the Board of Mayor and Aldermen. The Board is comprised of the Mayor and eight Aldermen. Four aldermen are elected from the four political divisions of the City called wards; four are elected at-large. This governing board is responsible for deciding on the city's policies and procedures by passing Resolutions, Ordinances and the Municipal Code.





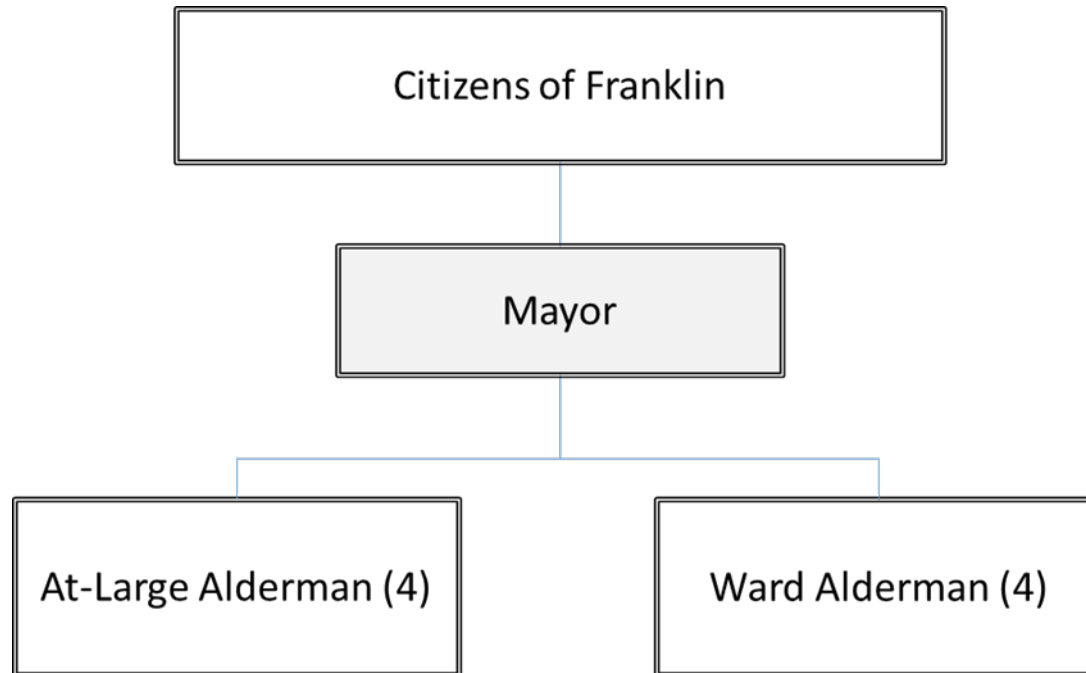
HISTORIC
FRANKLIN
TENNESSEE

City of Franklin, Tennessee - FY 2027 Budget Request

Elected Officials

Slide 6

Organization Chart





City of Franklin, Tennessee - FY 2027 Budget Request Elected Officials

Base Budget Request:

Continued work on construction of the new City Hall, an updated Capital Improvements Plan and other various projects will allow for the Board to cast their vision for the community while planning for the future.





City of Franklin, Tennessee - FY 2027 Budget Request Elected Officials

Slide 8

Base Budget Request: Personnel

FY2026 Budget: \$275,551

FY2027 Budget Request: \$283,391

Difference: Increase of \$7,840 or 2.9%

**Increase due to higher medical premiums assumed
for FY 2027**



City of Franklin, Tennessee - FY 2027 Budget Request

Elected Officials

Base Budget Request: Operations

FY2026 Budget: \$156,455

FY2027 Budget Request: \$80,252

Decrease of \$76,203 or 48.7%.

Budget reduced due to no election in FY 2027.

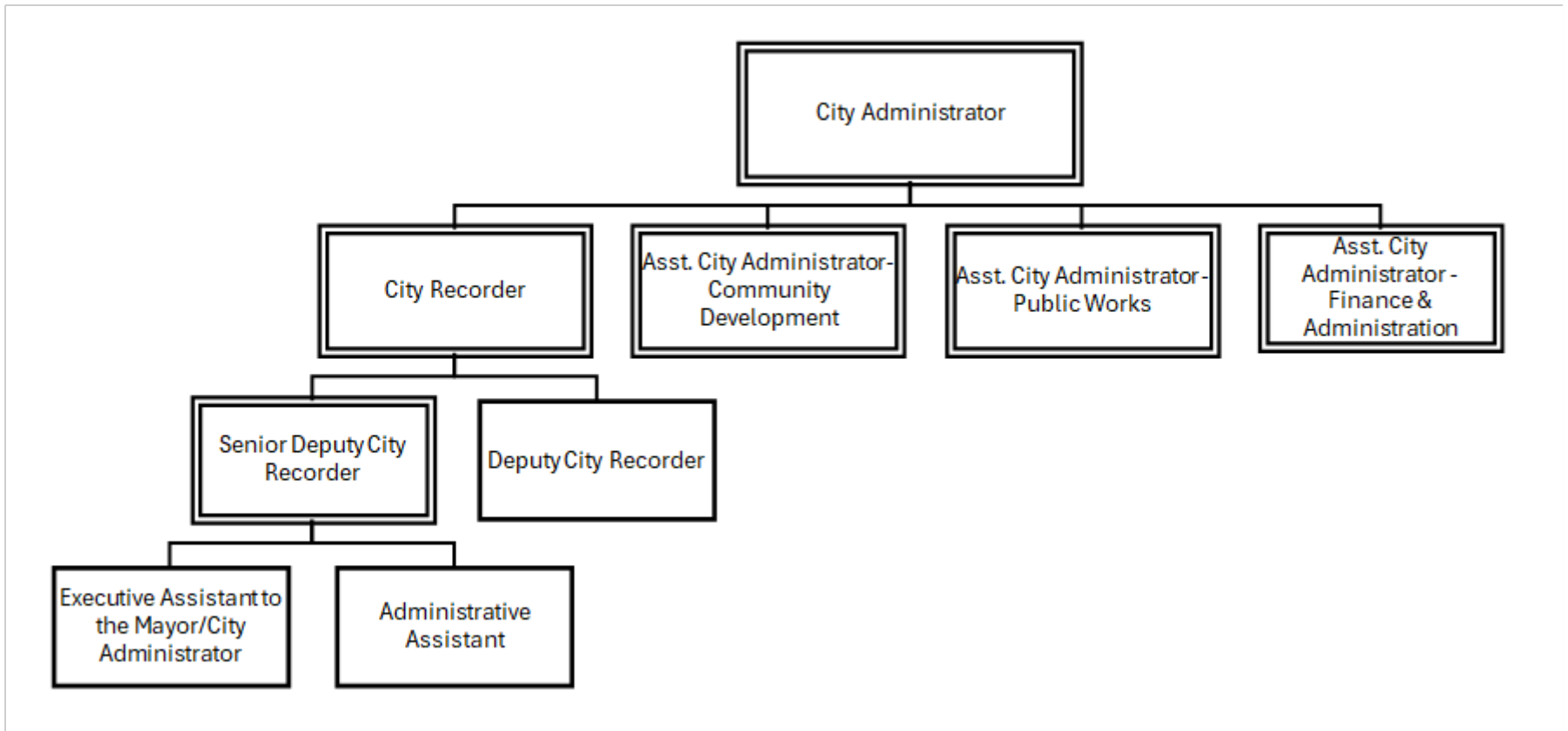
Purpose of Department – Administration

The Administration Office handles the general administration of the City and executes the policies and objectives of the Board of Mayor and Aldermen.

In addition to overseeing the day to day operations of the City, the City Administrator works closely with the Board and professional staff to chart the strategic direction of the City.



Current Organization Chart





City of Franklin, Tennessee - FY 2027 Budget Request Administration

Slide 12

Base Budget Request: Personnel

FY2026 Budget: 1,703,247

FY2027 Budget Request: \$1,756,888

Difference: Increase of \$53,641 or 3.2%

Increase due to higher medical premiums assumed for FY 2027.



City of Franklin, Tennessee - FY 2027 Budget Request Administration

Base Budget Request: Operations

With Interfund Transfers:

FY2026 Budget: (\$123,462)

FY2027 Budget Request: (\$122,431)

Without Interfund Transfers:

FY2026 Budget: \$225,085

FY2027 Budget: \$226,116

Difference: Increase of \$1,031 or 0.45%




City of Franklin, Tennessee - FY 2027 Budget Request Administration

Summary

The Administration team will continue to support the Elected Officials and the City organization in daily operations, strategic management and leadership.

Our City team will continue to operate focused on our five key principles:

*Excellence – Innovation – Teamwork
Integrity – Action-oriented*





City of Franklin, Tennessee

FY 2027 Operating Budget Request

LAW DEPARTMENT

Shauna R. Billingsley, City Attorney

The Law Department serves the City of Franklin's elected and appointed officials and staff by providing consistent, effective, and informed legal advice and representation.





City of Franklin, Tennessee - FY 2027 Budget Request

Law Department

Purpose of Law Department

Pursuant to Franklin Municipal Code, Title 1, Chapter 7, the Law Department provides legal advice to the Mayor, Aldermen, City Administrator, department directors, boards, commissions, committees, and other City officials. These duties include:

- 1) to direct professional and other employees in the Law Department in the provision of legal services to the City;
- 2) to supervise preparation and review of contracts, deeds, bonds, ordinances, resolutions, real estate transactions and agreements for the City by rendering opinions relative to substance, form, and propriety of such documents;
- 3) to attend and provide legal counsel to Board of Mayor and Aldermen meetings and committee meetings as may be required;
- 4) to direct the management of all litigation in which the City is a party or is interested, including the functions of prosecuting attorney in City Court appeals;
- 5) to apply in the name of the City for injunctive or other extraordinary relief as authorized by law;
- 6) to assist in development of administrative policies, rules, and regulations;
- 7) to represent the City in legal issues at administrative hearings, in meetings with government officials, and in professional educational organizations; and
- 8) to recommend and arrange for retention of special counsel in cases involving extensive or specialized litigation.



City of Franklin, Tennessee - FY 2027 Budget Request

Law Department

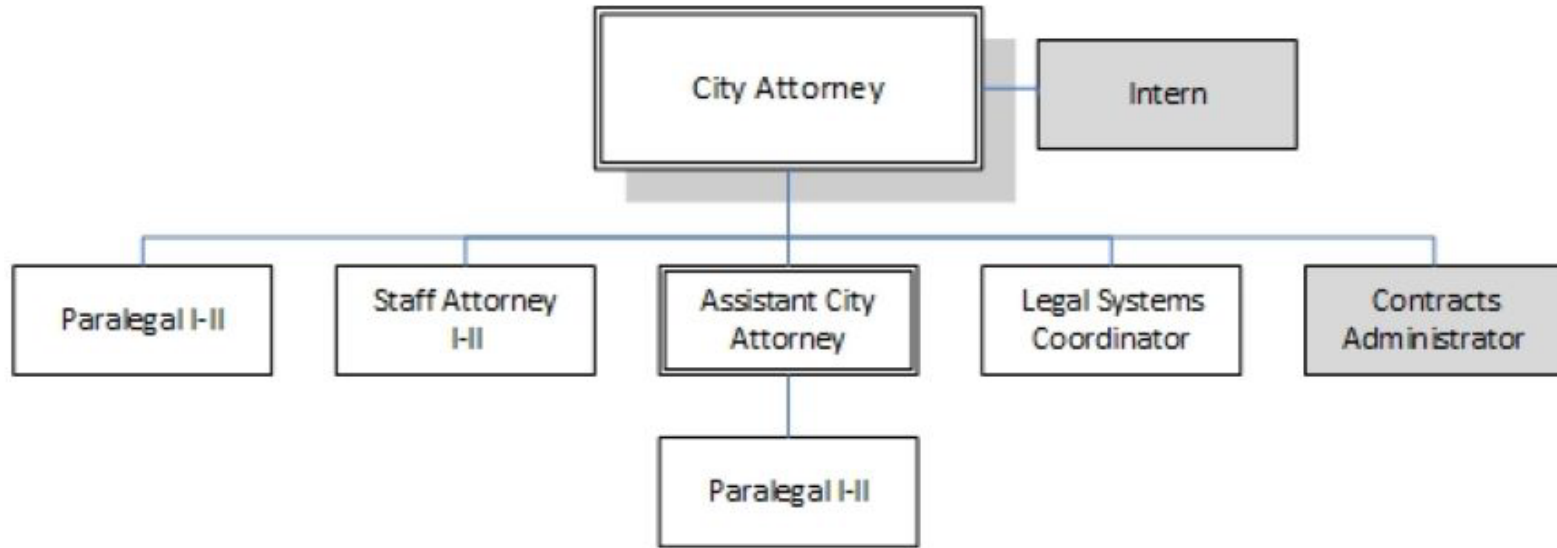
Accomplishments of Law Department**

Number of ordinances drafted/reviewed.	39
Number of resolutions drafted/reviewed.	102
Number of contracts drafted/reviewed.	430
Number of litigation and condemnation cases opened.	7
Number of litigation and condemnation cases closed.	14
Number of City Court cases opened.	135
Number of City Court cases closed.	138
Number of tasks created.	9509
Number of tasks completed.	9501

City of Franklin, Tennessee - FY 2027 Budget Request

Law Department

Organization Chart





City of Franklin, Tennessee - FY 2027 Budget Request

Law Department

Base Budget Request: Personnel

FY 2026 Budget: \$955,074

FY 2027 Budget Request: \$969,184

Difference: Increase of \$14,110 or 1.5%

The Law Department currently consists of 6 positions:

Shauna Billingsley, City Attorney

Bill Squires, Deputy City Attorney

Vacant, Assistant City Attorney

Tabitha Langley, Paralegal II

Stephanie Veillette, Paralegal I

AmySue Bernthal, Legal Systems Coordinator

There are no additional requests for personnel.



City of Franklin, Tennessee - FY 2027 Budget Request

Law Department

Base Budget Request: Operations

With Interfund Transfers:

FY 2026 Budget: \$169,736

FY 2027 Budget Request: \$238,389

Without Interfund Transfers:

FY2026 Budget: \$261,322

FY2027 Budget Request: \$327,975

Difference: Increase of \$68,653 or 20.3%

**Budget increase due to increased use of outside counsel.
Nominal increases in other line items.**



City of Franklin, Tennessee - FY 2027 Budget Request

Law Department

Base Budget Request: Operations

The Law Department is responsible for providing legal training to elected and appointed officials, as well as City staff, to ensure compliance with applicable laws and to support informed decision-making across the organization.

To maintain professional licensure and remain current with developments in municipal law, attorneys are required to complete annual continuing legal education (CLE) hours. Accordingly, attorneys regularly attend seminars and conferences focused on municipal legal practice. Paralegals also participate in relevant conferences to fulfill their continuing education requirements.

The department's budget includes a line item for consultant services, primarily allocated for the City's contracted lobbyists. Additionally, a separate line item is designated for outside legal services, should the need arise. The City has retained Bass Berry to assist with the implementation of the IDD policy, which will require additional funding.

The Law Department also manages and funds transcription services required by various City departments.



City of Franklin, Tennessee - FY 2027 Budget Request

Law Department

Base Budget Request: Capital

None



City of Franklin, Tennessee - FY 2027 Budget Request

Law Department

Program Enhancement Requests

None



City of Franklin, Tennessee - FY 2027 Budget Request

Law Department

Summary

The Law Department appreciates your careful consideration of this budget proposal.



City of Franklin, Tennessee
FY 2027 Operating Budget Request

Communications

Milissa Reiersen, Chief Communications Officer



City of Franklin, Tennessee - FY 2027 Budget Request

Communications

Slide 27

Purpose of Department

The Communications Division was created in December 2008 to develop internal and external communications and citizen participation initiatives. The Division also handles all media relations for the City and manages the City's Government Access Channel, Franklin TV and all social media.



HISTORIC
FRANKLIN
TENNESSEE

City of Franklin, Tennessee - FY 2027 Budget Request

Communications

Organization Chart





City of Franklin, Tennessee - FY 2027 Budget Request Communications

Slide 29

Base Budget Request: Personnel

FY2026 Budget: \$663,101

FY2027 Budget Request: \$686,230

Difference: Increase of \$23,129 or 3.5%

**Increase due to higher medical premiums assumed
for FY 2027**



City of Franklin, Tennessee - FY 2027 Budget Request

Communications

Base Budget Request: Operations

With Interfund Transfers:

FY2026 Budget: \$124,748

FY2027 Budget: \$84,553

Without Interfund Transfers:

FY2026 Budget: \$182,351

FY2027 Budget: \$142,136

Difference: Decrease of \$40,195 or 28.3%

Budget reduced due to moving of software costs seen in 2026 to IT. Nominal increases in event production costs.



City of Franklin, Tennessee - FY 2027 Budget Request Communications

Slide 31

Program Enhancement Requests

No program enhancement requests



City of Franklin, Tennessee - FY 2027 Budget Request

Communications

Slide 32

We had many accomplishments in 2025:

The Communications Department won three awards for our Census Campaign Video and Social Strategy, including Most Innovative Communications from the City-County Communications and Marketing Association (3CMA).

Launched AI Chatbot on Franklntn.gov

Launched two new public safety recruitment sites on our website.

Worked to promote the downtown lunch shuttle to the factory to employees and the public

Assisted in promoting the opening of Bi-Centennial Park and the newly reconstructed Harlinsdale Barn.

Successfully educated the public through the City Hall Reconstruction and move of City Offices.

Successfully set up streaming and video services at Eastern Flank and the County to record and stream meetings.

Added Roku to our Franklin TV Streaming options

Added **internal communications screens in City breakrooms** to educate employees about city benefits, events and other information.

30 special events, 8 public expression events and 16 film permits issued



City of Franklin, Tennessee - FY 2027 Budget Request **Communications**

Slide 33

On the horizon for 2026:

Work with Planning and Engineering to develop a communications strategy promoting our planning and infrastructure initiatives to address City growth.

Educate elected officials on the new strategy and how we can promote and speak with one voice.

Work with departments to clean up the website so we have good direct links to educate public.

Continue to work to achieve ADA goals to meet the WCAG US law going into affect April 2026.

Mandates local and state governments to make digital content accessible.



SOCIAL MEDIA

2025

FACEBOOK

FOLLOWERS: 64.3K

FOLLOWERS: +8.6K

POSTS: 1030

ENGAGEMENT: 1.37M

VIEWS: 18.7M



**SOCIAL MEDIA REPORT
2025**

FACEBOOK

TOP POSTS

#1



It's one of Franklin's favorite fall traditions - Family Day at The Park at Harlinsdale Farm! Join us Saturday, November 1, starting at 10 AM, for a fun-filled day featuring hayrides, pony

3,077 likes

#2



If you've noticed a lot of lights, cameras, and action around Franklin lately, you're not alone! New York Times Bestselling Author Karen Kingsbury is turning her novel "The Christmas

2,583 likes

#3



NOT IN OUR MALL! With the holiday shopping season about to begin, the Franklin Police Department is once again kicking off its annual Not in Our Mall operation. It's an

2,313 likes



SOCIAL MEDIA REPORT
2025

X

FOLLOWERS: 32K

FOLLOWERS: -815

MENTIONS: 454

ENGAGEMENTS: 2021

IMPRESSIONS 389K

CLICKS: 2130



**SOCIAL MEDIA REPORT
2025**

X

TOP POSTS

#1



While most of us were asleep, the snow came down and blanketed our area overnight, and our @FranklinTNP officers were out making sure our community remained safe.

64 likes

#2



Merry Christmas, Franklin!
<https://twitter.com/CityOfFranklin/status/1997128982794318101/photo/1>

58 likes

#3



THROWBACK THURSDAY: We don't have the date when this photo was captured. The photographer was near I-65, looking north.

43 likes



SOCIAL MEDIA REPORT
2025

INSTAGRAM

FOLLOWERS: 49K

FOLLOWERS: +3K

POST VIEWS : 2.9M

POST ENGAGEMENT: 64K

REACH: 341.8K



INSTAGRAM

TOP POSTS

#1



Black and white stripes? We see those all the time, just usually after someone's been arrested. If this zebra's looking for a place to blend in, he might feel right at home in our

3,267 likes

#2



Merry Christmas, Franklin!

1,777 likes

#3



City of Franklin 2025 Tree Lighting Timelapse #CityofFranklin #FranklinTN #ChristmasOnTheSquare

1,714 likes



SOCIAL MEDIA REPORT
2025

THREADS

LAST 90 DAYS

FOLLOWERS: 8,859

INTERACTIONS: 61

IEWS: 3,779

TOP POSTS:

#1. FPD MISSING ENDAGERED ADULT

#2. HARLINSDALE REOPENS

#3. PERMANENT CLOSURE S. MARGIN



YOUTUBE

SUBSCRIBERS: 4,910

SUBSCRIBERS: +595

VIEWS: 256K



**SOCIAL MEDIA REPORT
2025**

YOUTUBE TOP VIDEOS

#1

1		5 Things I Would Never Do: Firefighter Edition Aug 19, 2022	0:39 (79.3%)	47,934
---	---	---	--------------	--------

#2

2		Christmas Parade 2021 - City of Franklin Brainstorm video ideas	15:32 (24.3%)	8,265
---	---	---	---------------	-------

#3

3		Four Things to Consider When Driving in Black Ice Conditions Brainstorm video ideas	0:37 (90.0%)	5,825
---	---	---	--------------	-------



SOCIAL MEDIA REPORT
2025

FRANKLINTN.GOV

ACTIVE USERS: 529K

NEW USERS: 525K

TOP PAGE VIEWS:

- 1. HOME - 200K**
- 2. ANNUAL EVENTS - 90K**
- 3. MY ACCOUNT - 53K**
- 4. FRANKLIN POLICE - 29K**
- 5. THE PARK AT HARLINSDALE FARM - 28K**





City of Franklin, Tennessee
FY 2027 Operating Budget Request

Budget & Performance

Michael Walters Young, Chief Budget & Performance Officer

Outline

- Purpose
- Accomplishments
- Organization Chart
- Base Budget Request
 - Personnel
 - Operations
- Program Enhancement Request
- Outlook



Reppin' in Smashville showing our spirit

Purpose

Created in FY 2025, the Office of Budget and Performance serves to lead the city's ongoing budgeting, innovation and operational performance efforts. The primary functions are:

- 1) Supervise all aspects of the City's Annual Operating and Capital Budgeting processes,
- 2) Provide ongoing support and analysis for the City's long-range Capital Investment Plan (with the Engineering Department)
- 3) Spearhead benchmarking and operational performance measurement efforts for the City of Franklin,
- 4) Oversee and shepherd the City's Strategic Plan
- 5) Conduct regular Citizen's Surveys of the City's population
- 6) Identify process improvement opportunities in City functions
- 7) Provide long-range financial planning and modeling (with the Finance Department)

Accomplishments

(1) Along with the City Administrator, hosted and mentored the City's sixth Management Fellow. (Holland, Katherine, Chris, Aahil, Dillon, Skye)



*Distinguished
Budget
PRESENTATION
Award*

(2) Spearheaded and successfully developed FY 2026 Annual Operating Budget.

(3) Along with the City Administrator, provided essential staff support for the passage of **Invest Franklin 2.0 – the first property tax increase in nine years in Franklin.**



(4) Continued implementing & deploying budget software & performance system (OpenGov), inclusive of City-wide trainings.

(5) Successfully updated the City's ten-year Capital Investment Program, resulting in approval of a new 10-year CIP through adoption of Resolution 2025-85.



City of Franklin, Tennessee - FY 2027 Budget Request

Budget & Performance

Accomplishments

(6) Along with Engineering, refined CIP project reporting via interactive online dashboards and streamlined future CIP processes.

(7) With Administration, provided support for renewing the City's Strategic Plan, FranklinForward. Work to complete in early 2026.

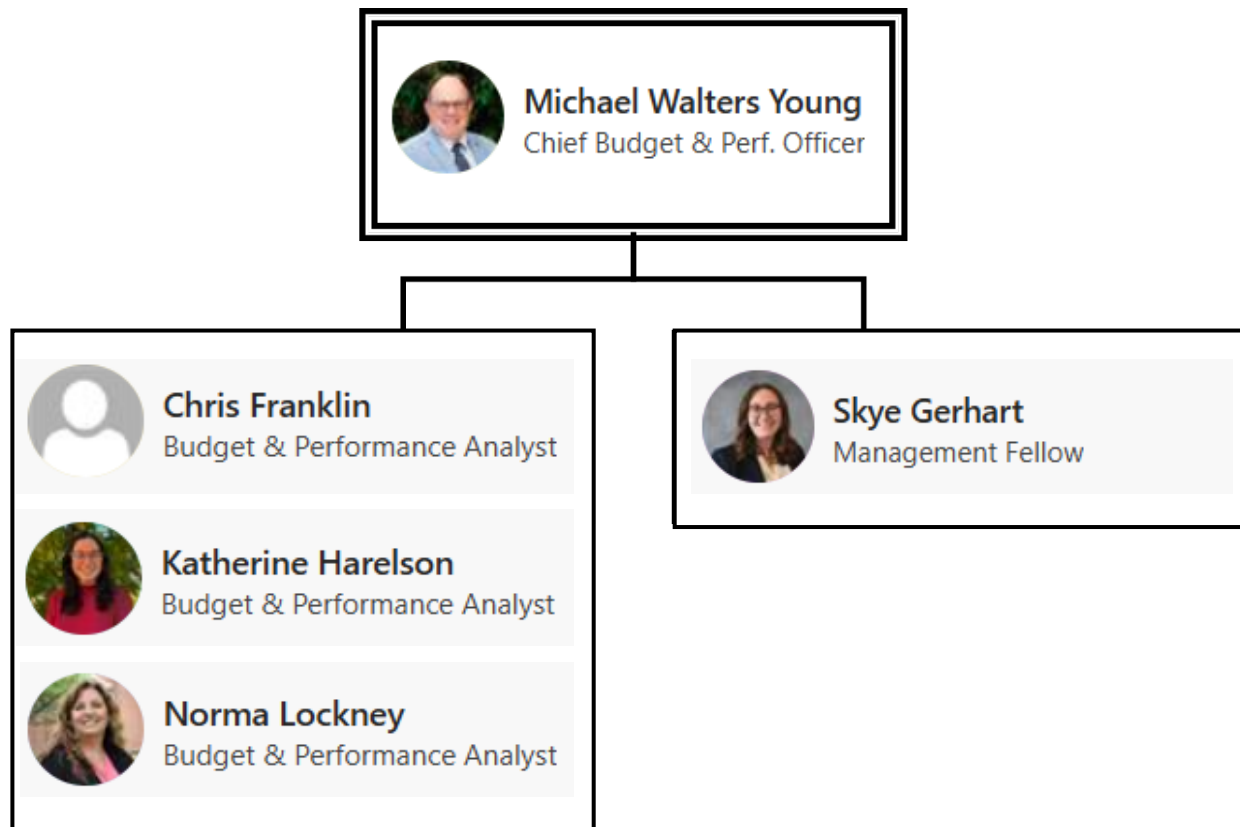


(8) Led City efforts of the fourth Franklin Community Survey and earned *National Champion for Excellence in Economy* at the 2025 Best in Governance Awards.

(9) Successfully completed CMFO training for all permanent staff of the OBP.

(10) With Planning & Sustainability, developed enhancements to the City's Plan of Service reviews through creation of an Annexation Cost Analysis Calculator.

Organization Chart





City of Franklin, Tennessee - FY 2027 Budget Request

Budget & Performance

Slide 51

Base Budget Request: Personnel

FY2026 Budget: \$588,896

FY2027 Budget Request: \$600,691

Difference: Increase of \$11,795 or 2.0%

**Increase due to higher medical premiums assumed
for FY 2027**



City of Franklin, Tennessee - FY 2027 Budget Request

Budget & Performance

Base Budget Request: Operations

With Interfund Transfers

FY2026 Budget: (\$104,878)

FY2027 Budget Request: (\$107,733)

Difference: Decrease of \$2,885 or 2.7%

Without Interfund Transfers:

FY2026 Budget: \$34,680

FY2027 Budget: \$31,825

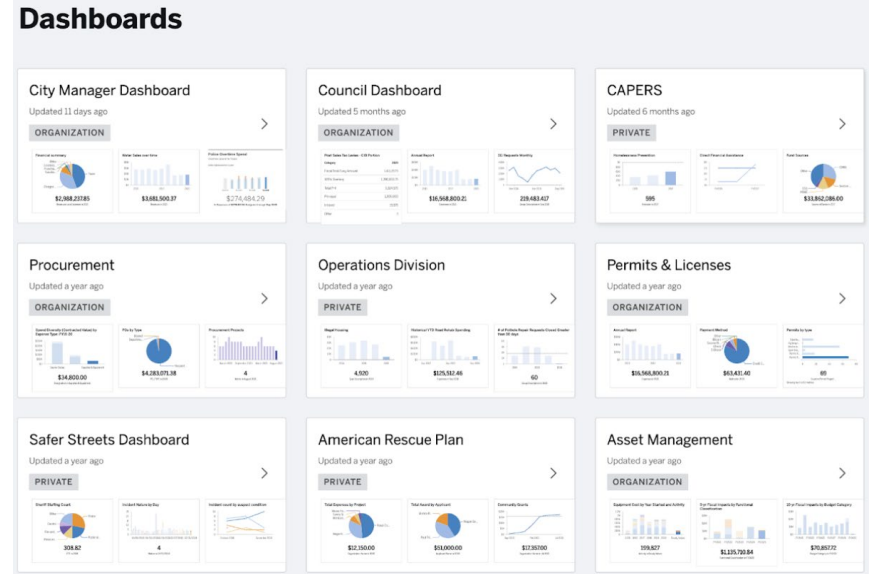
Difference: Decrease of \$2,885 or 8.2%

Budget reduced as a result of fewer computer replacements and lower dues for memberships costs.

Program Enhancement Requests

OpenGov Performance Measurement Add-On \$40,000

- Measuring & reporting performance measures continues to be a manual and time consuming process
- PER enhances OpenGov functionality by allowing automated performance measure collection, increases reporting frequency and reduces manual entry.
- Streamlines the departmental submission process and increases efficiency.
- Allows the reinforcement of the Strategic Plan throughout the budget process





City of Franklin, Tennessee - FY 2027 Budget Request

Budget & Performance

Slide 54

Outlook

Building on our successes of the past year, in FY 2027, the Office of Budget & Performance looks to:

- 1) Implement and monitor the FY 2027 Annual Operating Budget and provide primary support for the FY 2028 Annual Operating Budget process**
- 2) Integrate the updated Strategic Plan into all aspects of City Operations**
- 3) Create an integrated approach for performance measurement, City-wide priorities, Franklin Indicator Tracking ("FIT") Five measures, and the Strategic Plan**
- 4) Continue efforts to streamline and enhance capital planning**
- 5) Develop communication tools to enhance transparency in public budgeting and finance**
- 6) Support Administration in ongoing Cost of Service and special projects.**



HISTORIC
FRANKLIN
TENNESSEE

FY 2027 Operating Budget

Elected Officials

Dr. Ken Moore, Mayor

Departmental Summary

The City of Franklin is governed by its elected officials, the Board of Mayor and Aldermen. The Board is comprised of the Mayor and eight Aldermen. Four Aldermen are elected from the four political divisions of the City called wards; four are elected at-large. This governing board is responsible for deciding on the City's policies and procedures by passing Resolutions, Ordinances and the Municipal Code, all of which are implemented by the various City Departments.

FY 2027 Outlook

Continued work on the new City Hall, an updated Capital Investment Plan, an updated Strategic Plan, the exploration of new infrastructure funding strategies, and other various projects will afford opportunities for working together with the Board.

Performance Measures & Strategic Plan

The City of Franklin is in process of revising its Strategic Plan. First established in 2013, the City of Franklin Strategic Plan has specific and demonstrable objectives for each department which, when achieved individually, will cohesively move Franklin forward to meet the challenges and demands of the future.

The new strategic plan has six major goals. They include:

-  **Safe Clean Livable City**
-  **Sustainable Growth & Economic Vitality**
-  **Fiscally Sound**
-  **Quality Life Experiences**
-  **Organizational Health**
-  **Operational Excellence**

Performance Measures & Strategic Plan (cont.)

Each budget has a series of performance measures and benchmarks attached to it which demonstrate the workload, effectiveness and outcome of taxpayer support for the annual operations of the City of Franklin and its pursuit of the goals of the Strategic Plan. Together, these measures demonstrate a proper and diligent use of taxpayer dollars in the pursuit of a greater community. Specific departmental strategic plan measures will be refined as the budget process continues.

General Performance Measures

BOMA Non-Financial Perf. Measures

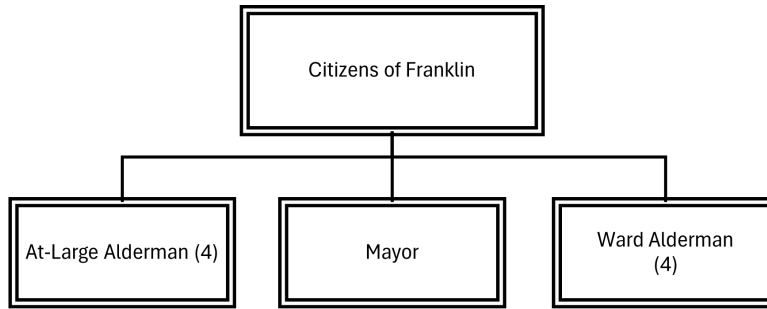
Output Measure	FY2021	FY2022	FY2023	FY2024	FY2025
Amount					
Number of regular meetings.	21	21	21	22	21
Percent of BOMA meetings with perfect attendance (9 of 9).	80	80	67	45	70
Percent of BOMA meetings with eight of nine members in attendance (8 of 9).	85	85	91	81	90
Number of ordinances passed.	50	34	40	32	34
Number of resolutions passed.	125	87	75	76	69
Number of work sessions.	25	30	21	22	21
Number of special meetings.	2	2	3	4	1
AMOUNT	388	339	318	282	306

BOMA Citizen Survey Results

Measure	FY2016	FY2019	FY2025
Amount			
Percent of respondents who attended a local public meeting in the last twelve (12) months	23	25	29
Percent of respondents who watched a local public meeting in the last twelve (12) months	23	21	28
Percent rating Franklin government for treating all residents fairly as excellent/good	72	75	76
Percent rating Franklin government in being honest as excellent/good	74	78	76
Percent rating the City of Franklin generally acting in the best interest of the community as excellent/good	74	75	75
Percent rating the job Franklin does at welcoming citizen involvement as excellent/good	71	75	74
Percent rating the overall confidence in Franklin government as excellent/good	77	74	75
Percent rating the overall direction that Franklin is taking as excellent/good	74	75	71
Percent rating the value of services for the taxes paid to Franklin as excellent/good	76	76	80
AMOUNT	564	574	584

*Results are based on 100% excellent/good or fair/poor.

Organizational Chart



Staffing by Position

Budgeted Positions	Pay Grade	FY 2023		FY 2024		FY 2025		FY 2026		FY 2027	
		F-T	P-T	F-T	P-T	F-T	P-T	F-T	P-T	F-T	P-T
Mayor	---	1	0	1	0	1	0	1	0	1	0
Alderman	---	8	0	8	0	8	0	8	0	8	0
Total Authorized Positions		9	0	9	0	9	0	9	0	9	0

Budget Summary

Elected Officials

	ACTUAL 2024	ACTUAL 2025	BUDGET 2026	EOY 2026	BUDGET 2027		
	FY2024	FY2025	FY2026	FY2026	FY2027	26 v. 27 Difference \$	26 v. 27 Difference %
Expenses							
110 - GENERAL FUND							
PERSONNEL							
PERSONNEL (81000)	\$284,407	\$267,302	\$275,551	\$270,664	\$283,391	\$7,840	2.9%
PERSONNEL TOTAL	\$284,407	\$267,302	\$275,551	\$270,664	\$283,391	\$7,840	2.9%
OPERATIONS							
SERVICES (82000)	\$118,426	\$67,704	\$143,805	\$144,755	\$67,802	(\$76,003)	(52.9%)
SUPPLIES (83000)	\$13,053	\$25,756	\$12,650	\$13,350	\$12,450	(\$200)	(1.6%)
BUSINESS EXPENSES (85000)	\$98	\$3,654	-	\$0	\$0	\$0	-
OPERATIONS TOTAL	\$131,577	\$97,115	\$156,455	\$158,105	\$80,252	(\$76,203)	(48.7%)
110 - GENERAL FUND TOTAL	\$415,984	\$364,416	\$432,006	\$428,769	\$363,643	(\$68,363)	(15.8%)
EXPENSES TOTAL	\$415,984	\$364,416	\$432,006	\$428,769	\$363,643	(\$68,363)	(15.8%)

FY 2027 Personnel, Operating, and Capital Budgets

Account Name	Account String	Itemizations	FY24 Actual	FY25 Actual	FY26 Budget	FY2026 EOY	FY2027 Budget	FY2028 Forecast	FY2029 Forecast
Personnel									
REGULAR PAY	110-81110-41100		\$ -	\$ -	\$ -	\$ -	\$ -	\$ -	\$ -
MAYOR & ALDERMEN	110-81210-41100		\$ 131,475	\$ 124,575	\$ 126,975	\$ 131,775	\$ 131,775	\$ 144,690	\$ 150,330
FICA (EMPLOYER'S SHARE)	110-81410-41100		\$ 7,548	\$ 6,841	\$ 9,811	\$ 10,196	\$ 10,717	\$ 11,250	\$ 9,811
MEDICAL PREMIUMS	110-81420-41100		\$ 167,699	\$ 157,221	\$ 163,470	\$ 150,004	\$ 165,005	\$ 181,505	\$ 199,656
NEAR-SITE CLINIC (URGENT TEAM)	110-81422-41100		\$ 3,760	\$ 4,110	\$ 3,900	\$ 3,720	\$ 3,720	\$ 3,720	\$ 3,720
VISION PREMIUMS	110-81425-41100		\$ 848	\$ 848	\$ 933	\$ 782	\$ 822	\$ 863	\$ 906
DENTAL INSURANCE PREMIUMS	110-81430-41100		\$ 6,172	\$ 6,047	\$ 6,652	\$ 5,437	\$ 5,709	\$ 5,994	\$ 6,294
FSA ADMINISTRATION FEES	110-81431-41100		\$ 38	\$ 77	\$ 80	\$ 77	\$ 81	\$ 85	\$ 89
GROUP INSURANCE PREMIUMS	110-81433-41100		\$ 106	\$ 112	\$ 176	\$ 176	\$ 176	\$ 176	\$ 176
EE MEDICAL INSURANCE CONTRIBUTIONS	110-81440-41100		\$ (33,003)	\$ (32,219)	\$ (35,442)	\$ (30,708)	\$ (33,779)	\$ (37,157)	\$ (40,872)
CONTRIBUTIONS TO HEALTH SAVINGS ACCOUNT	110-81441-41100		\$ -	\$ -	\$ -	\$ -	\$ -	\$ -	\$ -
EE DENTAL INSURANCE CONTRIBUTIONS	110-81443-41100		\$ (1,293)	\$ (1,190)	\$ (1,303)	\$ (1,116)	\$ (1,172)	\$ (1,230)	\$ (1,292)
EE VISION INSURANCE CONTRIBUTIONS	110-81444-41100		\$ (182)	\$ (168)	\$ (184)	\$ (162)	\$ (146)	\$ (153)	\$ (187)
Defined Cont Match (2017)	110-81458-41100		\$ -	\$ -	\$ -	\$ -	\$ -	\$ -	\$ -
WORKERS COMPENSATION PREMIUMS	110-81470-41100		\$ 468	\$ 452	\$ 483	\$ 483	\$ 483	\$ 483	\$ 483
WORKERS COMPENSATION CLAIMS	110-81475-41100		\$ 772	\$ 597	\$ -	\$ -	\$ -	\$ -	\$ -
Total Personnel			\$ 284,407	\$ 267,302	\$ 275,551	\$ 270,664	\$ 283,391	\$ 310,226	\$ 329,114
Operating									
MAILING & OUTBOUND SHIPPING SERVICES	110-82110-41100		\$ 36	\$ 4	\$ 150	\$ 100	\$ 150	\$ 150	\$ 150
PRINTING & COPYING SERVICES, OUTSOURCED	110-82210-41100		\$ 73	\$ -	\$ 150	\$ -	\$ -	\$ -	\$ -
LEGAL NOTICES	110-82310-41100		\$ 22,434	\$ 26,866	\$ 25,000	\$ 25,000	\$ 27,500	\$ 28,500	\$ 28,900
LEGAL NOTICES	110-82310-41100	Williamson Herald Notices				\$ 25,000	\$ 27,500	\$ 28,500	\$ 28,900
CITY ELECTIONS	110-82320-41100		\$ 73,814	\$ -	\$ 80,000	\$ 80,000	\$ -	\$ 80,000	\$ -
CITY ELECTIONS	110-82320-41100	Williamson County Election Commission				\$ 80,000	\$ -	\$ 80,000	\$ -
LEADERSHIP RETREATS	110-82340-41100		\$ -	\$ -	\$ 1,000	\$ -	\$ 1,000	\$ 1,000	\$ 1,000
DUES FOR MEMBERSHIPS	110-82350-41100		\$ 541	\$ 747	\$ 1,000	\$ 1,000	\$ 1,000	\$ 1,000	\$ 1,000
DUES FOR MEMBERSHIPS	110-82350-41100	Franklin Breakfast Rotary				\$ 1,000	\$ 1,000	\$ 1,000	\$ 1,000
PUBLIC RELATIONS & EDUCATION (CITY SPONSORED)	110-82360-41100		\$ -	\$ 3,425	\$ -	\$ 1,000	\$ 500	\$ 500	\$ 500
PROMOTIONS & SPECIAL EVENTS (NOT CITY SPONSORED)	110-82370-41100		\$ 1,316	\$ 35	\$ 50	\$ -	\$ -	\$ -	\$ -
EMERGENCY RELIEF	110-82371-41100		\$ -	\$ -	\$ -	\$ -	\$ -	\$ -	\$ -

FY 2027 Personnel, Operating, and Capital Budgets

Account Name	Account String	Itemizations	FY24 Actual	FY25 Actual	FY26 Budget	FY2026 EOY	FY2027 Budget	FY2028 Forecast	FY2029 Forecast
PUBLICATIONS, NON-TRAINING	110-82390-41100		\$ 270	\$ 335	\$ 280	\$ 280	\$ 277	\$ -	\$ -
PUBLICATIONS, NON-TRAINING	110-82390-41100	Business Journal				\$ 280	\$ 277	\$ -	\$ -
CELLULAR TELEPHONE SERVICE	110-82455-41100		\$ 1,694	\$ 2,731	\$ 2,000	\$ 3,250	\$ 3,250	\$ 3,250	\$ 3,250
CONSULTANT SERVICES	110-82560-41100		\$ 2,882	\$ 8,695	\$ 2,500	\$ 2,500	\$ 2,500	\$ 2,500	\$ 2,500
CONSULTANT SERVICES	110-82560-41100	Consultant Services				\$ 2,500	\$ 2,500	\$ 2,500	\$ 2,500
OTHER CONTRACTUAL SERVICES	110-82599-41100		\$ -	\$ -	\$ -	\$ -	\$ -	\$ -	\$ -
EMPLOYEE RECOGNITION/RECEPTIONS	110-82750-41100		\$ -	\$ -	\$ -	\$ -	\$ -	\$ -	\$ -
TRAINING, OUTSIDE	110-82780-41100		\$ 395	\$ -	\$ -	\$ -	\$ -	\$ -	\$ -
REGISTRATIONS	110-82810-41100		\$ 11,534	\$ 14,946	\$ 25,375	\$ 25,375	\$ 25,375	\$ 25,375	\$ 25,375
REGISTRATIONS	110-82810-41100	TML Conferences (approx. 6 delegates)				\$ 2,650	\$ 2,650	\$ 2,650	\$ 2,650
REGISTRATIONS	110-82810-41100	Franklin Tomorrow Site Visits				\$ 9,300	\$ 9,300	\$ 9,300	\$ 9,300
REGISTRATIONS	110-82810-41100	Chamber Visits (Williamson inc.)				\$ 12,000	\$ 12,000	\$ 12,000	\$ 12,000
REGISTRATIONS	110-82810-41100	Various				\$ 1,025	\$ 1,025	\$ 1,025	\$ 1,025
REGISTRATIONS	110-82810-41100	Elected Officials Academy				\$ 400	\$ 400	\$ 400	\$ 400
GROUND TRANSPORTATION (TRAVEL)	110-82820-41100		\$ 3,182	\$ 2,207	\$ 1,750	\$ 1,750	\$ 1,750	\$ 1,750	\$ 1,750
AIR TRAVEL	110-82830-41100		\$ -	\$ 4,658	\$ 1,000	\$ 1,000	\$ 1,000	\$ 1,000	\$ 1,000
AIR TRAVEL	110-82830-41100	2 Flights/Year				\$ 1,000	\$ 1,000	\$ 1,000	\$ 1,000
LODGING	110-82840-41100		\$ 248	\$ 2,775	\$ 3,000	\$ 3,000	\$ 3,000	\$ 3,000	\$ 3,000
LODGING	110-82840-41100	TML Conference				\$ 3,000	\$ 3,000	\$ 3,000	\$ 3,000
LODGING	110-82840-41100	Various				\$ -	\$ -	\$ -	\$ -
MEALS & FOOD (Travel)	110-82850-41100		\$ 9	\$ 275	\$ 500	\$ 500	\$ 500	\$ 500	\$ 500
OTHER TRAVEL EXPENSES	110-82890-41100		\$ -	\$ 4	\$ 50	\$ -	\$ -	\$ -	\$ -
OFFICE SUPPLIES	110-83110-41100		\$ 213	\$ 377	\$ 300	\$ 500	\$ 300	\$ 300	\$ 300
OFFICE DÉCOR ITEMS (OTHER THAN FURNITURE)	110-83120-41100		\$ -	\$ -	\$ -	\$ -	\$ -	\$ -	\$ -
EMPLOYEE BENEVOLENCE ITEMS	110-83130-41100		\$ 172	\$ 106	\$ 250	\$ 250	\$ 250	\$ 250	\$ 250
MEALS & FOOD (Business)	110-83140-41100		\$ 9,583	\$ 13,693	\$ 10,000	\$ 10,500	\$ 11,500	\$ 12,500	\$ 13,500
MEALS & FOOD (Business)	110-83140-41100	BOMA Meals				\$ 10,000	\$ 11,000	\$ 12,000	\$ 13,000
MEALS & FOOD (Business)	110-83140-41100	Various				\$ 500	\$ 500	\$ 500	\$ 500
TRAINING SUPPLIES	110-83210-41100		\$ 25	\$ -	\$ -	\$ -	\$ -	\$ -	\$ -
UNIFORMS PURCHASED	110-83260-41100		\$ 425	\$ 139	\$ 400	\$ 400	\$ 400	\$ 400	\$ 400
MILEAGE (BUSINESS)	110-83320-41100		\$ -	\$ -	\$ 50	\$ 50	\$ -	\$ -	\$ -
FURNITURE, FIXTURES (<\$50,000)	110-83510-41100		\$ -	\$ -	\$ 200	\$ 200	\$ -	\$ -	\$ -
COMPUTER HARDWARE (<\$50,000)	110-83540-41100		\$ 2,634	\$ 11,440	\$ 1,450	\$ 1,450	\$ -	\$ 10,800	\$ 1,450
COMPUTER HARDWARE (<\$50,000)	110-83540-41100	Mayor's Surface				\$ -	\$ -	\$ 1,200	\$ -
COMPUTER HARDWARE (<\$50,000)	110-83540-41100	Replacement of individual Microsoft Surface Tablets				\$ -	\$ -	\$ 9,600	\$ -

FY 2027 Personnel, Operating, and Capital Budgets

Account Name	Account String	Itemizations	FY24 Actual	FY25 Actual	FY26 Budget	FY2026 EOY	FY2027 Budget	FY2028 Forecast	FY2029 Forecast
COMPUTER HARDWARE (<\$50,000)	110-83540-41100	Mayor's laptop				\$ 1,450	\$ -	\$ -	\$ 1,450
PROPERTY INSURANCE	110-85110-41100		\$ 1,595	\$ 1,659	\$ -	\$ -	\$ -	\$ -	\$ -
FRAUD INSURANCE	110-85111-41100		\$ -	\$ 10	\$ -	\$ -	\$ -	\$ -	\$ -
INLAND MARINE INSURANCE	110-85112-41100		\$ 47	\$ 49	\$ -	\$ -	\$ -	\$ -	\$ -
AUTO PHYSICAL DAMAGE INSURANCE	110-85113-41100		\$ -	\$ -	\$ -	\$ -	\$ -	\$ -	\$ -
LIABILITY INSURANCE	110-85115-41100		\$ 1,711	\$ 1,134	\$ -	\$ -	\$ -	\$ -	\$ -
E&O LIABILITY INSURANCE	110-85116-41100		\$ -	\$ 539	\$ -	\$ -	\$ -	\$ -	\$ -
VEHICLE LIABILITY INSURANCE	110-85117-41100		\$ -	\$ -	\$ -	\$ -	\$ -	\$ -	\$ -
LAW ENFORCEMENT LIABILITY INSURANCE	110-85118-41100		\$ -	\$ -	\$ -	\$ -	\$ -	\$ -	\$ -
UMBRELLA LIABILITY INSURANCE	110-85119-41100		\$ 250	\$ 263	\$ -	\$ -	\$ -	\$ -	\$ -
EQUIPMENT RENTAL & LEASES	110-85240-41100		\$ -	\$ -	\$ -	\$ -	\$ -	\$ -	\$ -
MISCELLANEOUS-DONATIONS	110-85991-41100		\$ (3,505)	\$ -	\$ -	\$ -	\$ -	\$ -	\$ -
Total Operating			\$ 131,577	\$ 97,115	\$ 156,455	\$ 158,105	\$ 80,252	\$ 172,775	\$ 84,825
Total Budget			\$ 415,984	\$ 364,416	\$ 432,006	\$ 428,769	\$ 363,643	\$ 483,001	\$ 413,939



HISTORIC
FRANKLIN
TENNESSEE

FY 2027 Operating Budget

Administration

Eric S. Stuckey, City Administrator

Departmental Summary

The Administration Office is responsible for the general administration of the City and for executing the policies and objectives established by the Board of Mayor and Aldermen.

Meeting agendas of the Board of Mayor and Aldermen are available on the City's website through the platform, Agenda and Meeting Management. This system provides Board members, staff, and citizens with online access to current and past agendas, supporting documents, meeting videos, and minutes. Agendas remain accessible after meetings, with video segments linked directly to their respective agenda items. The use of this platform also extends to all other City boards and commissions.

JustFOIA, the City's public records request management software, continues to perform well. Tennessee citizens may submit records requests through the City's website and online portal. This system streamlines the request process, enables effective tracking, and reduces staff time dedicated to manual retrieval efforts.

The Administration Department continues to maintain and codify the Municipal Code on the City's website. Updates are processed continuously through MuniCode, the City's contracted codifier. Citizens may subscribe to receive automatic email notifications when new ordinances are approved and incorporated into the code.

In accordance with the City's Records Management Program, the Administration Department oversees record retention efforts consistent with the Record Retention Policy. This policy dictates the retention schedule for all City records. As part of this process, physical and electronic records that exceed the designated retention period are identified and securely disposed of in compliance with established procedures.

FY 2027 Outlook

Work continues on the redevelopment of the City Hall block. The City Administrator team will continue to focus on growth management strategies, advancing infrastructure funding policies, strengthening partnerships with state entities, and enhancing overall service delivery across all city functions. The department will also perform general housekeeping revisions and updates to the City's Records Program. Staff intends to conduct a comprehensive review and identify missing policies for inclusion.

Performance Measures & Strategic Plan

The City of Franklin is in process of revising its Strategic Plan. First established in 2013, the City of Franklin Strategic Plan has specific and demonstrable objectives for each department which, when achieved individually, will cohesively move Franklin forward to meet the challenges and demands of the future.

The new strategic plan has six major goals. They include:

-  **Safe Clean Livable City**
-  **Sustainable Growth & Economic Vitality**
-  **Fiscally Sound**
-  **Quality Life Experiences**
-  **Organizational Health**
-  **Operational Excellence**

Each budget has a series of performance measures and benchmarks attached to it which demonstrate the workload, effectiveness and outcome of taxpayer support for the annual operations of the City of Franklin and its pursuit of the goals of the Strategic Plan. Together, these measures demonstrate a proper and diligent use of taxpayer dollars in the pursuit of a greater community.

Specific departmental strategic plan measures will be refined as the budget process continues.

Admin. FranklinForward Non-Financial Performance Measures

Output Measure	FY2021	FY2022	FY2023	FY2024	FY2025
Amount					
Percentage of citizens who consider Franklin's quality of life to be excellent/good. Goal: Exceed 90%.	97	97	97	97	93
Percentage of citizens who report satisfaction with the managed growth of the community. Goal: Meet or exceed 80%/	80	76	76	76	74
Percentage of citizens who consider Franklin's overall economic health of Franklin as positive. Goal: Exceed 90%.	91	88	88	88	91
AMOUNT	268	261	261	261	258

Admin. Non-Financial Perf. Measures

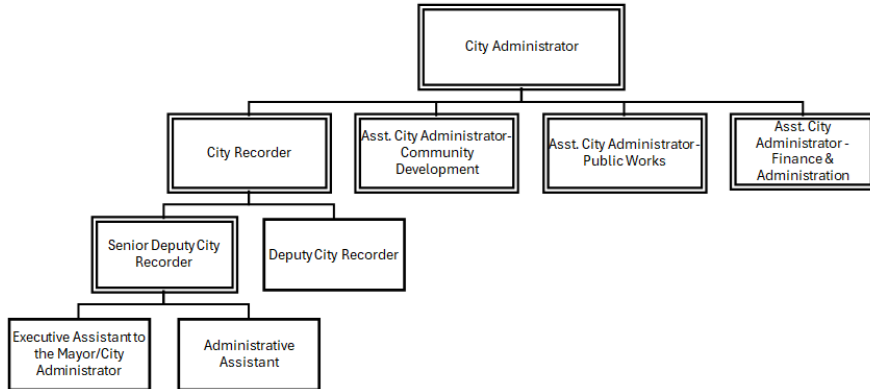
Output Measure	FY2021	FY2022	FY2023	FY2024	FY2025
Amount					
Percentage of time agenda packets were distributed to Board of Mayor and Aldermen on Thursday prior to a meeting date.	95	95	93	95	95
Number of agenda packets prepared & reviewed.	45	53	45	47	85
Number of resolutions prepared & reviewed.	188	91	81	111	101
Number of sets of minutes prepared & reviewed.	45	53	88	47	85
Number of ordinances prepared & reviewed.	52	49	44	49	52
AMOUNT	425	341	351	349	418

Administration Department Citizen Survey Results

Measure	FY2016	FY2019	FY2025
Amount			
Percent rating Franklin as a place to raise children as excellent/good	97	97	93
Percent rating Franklin as a place to retire as excellent/good	85	84	73
Percent rating Franklin as a place to visit as excellent/good	92	94	94
Percent rating Franklin as a place to work as excellent/good	91	92	87
Percent rating the overall customer service by Franklin employees as excellent/good	90	91	94
Percent rating the overall quality of life in Franklin as excellent/good	97	97	93
Percent rating the overall quality of services provided by the City of Franklin as excellent/good	93	93	90
AMOUNT	645	648	624

*Results are based on 100% excellent/good or fair/poor.

Organizational Chart



Staffing by Position

Budgeted Positions	Pay Grade	FY 2023		FY 2024		FY 2025		FY 2026		FY 2027	
		F-T	P-T	F-T	P-T	F-T	P-T	F-T	P-T	F-T	P-T
City Administrator	P	1	0	1	0	1	0	1	0	1	0
Assistant City Administrator: Community & Economic Dev.	O	1	0	1	0	1	0	1	0	1	0
Assistant City Administrator: Finance & Administration	O	1	0	1	0	1	0	1	0	1	0
Assistant City Administrator: Public Works	O	1	0	1	0	1	0	1	0	1	0
Contracts Administrator	H	1	0	0	0	0	0	0	0	0	0
City Recorder	H	1	0	1	0	1	0	1	0	1	0
Public Works Analyst	G	1	0	1	0	0	0	0	0	0	0
Senior Deputy City Recorder	G	1	0	1	0	1	0	1	0	1	0
Executive Assistant to Mayor/City Administrator	G	1	0	1	0	1	0	1	0	1	0
Deputy City Recorder	F	1	0	1	0	1	0	1	0	1	0
Management Fellow	E	1	0	1	0	0	0	0	0	0	0
Administrative Assistant	E	1	0	1	0	1	0	1	0	1	0
Sub-Total - Budgeted Positions		12	0	11	0	9	0	9	0	9	0
Total Authorized Positions		12	0	11	0	9	0	9	0	9	0

Budget Summary

Administration

	ACTUAL 2024	ACTUAL 2025	BUDGET 2026	EOY 2026	BUDGET 2027		
	FY2024	FY2025	FY2026	FY2026	FY2027	26 v. 27 Difference \$	26 v. 27 Difference %
Expenses							
110 - GENERAL FUND							
PERSONNEL							
PERSONNEL (81000)	\$1,839,740	\$1,719,257	\$1,703,247	\$1,811,164	\$1,756,888	\$53,641	3.2%
PERSONNEL TOTAL	\$1,839,740	\$1,719,257	\$1,703,247	\$1,811,164	\$1,756,888	\$53,641	3.2%
OPERATIONS							
SERVICES (82000)	\$133,687	\$122,856	\$167,365	\$164,020	\$167,966	\$601	0.4%
SUPPLIES (83000)	\$65,332	\$55,045	\$57,620	\$66,584	\$58,150	\$530	0.9%
OPERATIONAL UNITS (84000)	-	-	-	\$0	\$0	\$0	-
BUSINESS EXPENSES (85000)	\$19,207	\$19,827	\$100	\$100	\$0	(\$100)	(100.0%)
DEBT SERVICE (86000)	-	-	-	\$0	\$0	\$0	-
REIMBURSEMENT OF EXPENDITURES (87500)	(\$338,748)	(\$338,748)	(\$348,547)	(\$348,547)	(\$348,547)	\$0	0.0%
OPERATIONS TOTAL	(\$120,522)	(\$141,020)	(\$123,462)	(\$117,843)	(\$122,431)	\$1,031	(0.8%)
CAPITAL							
CAPITAL ASSETS (89000)	-	-	-	\$0	\$0	\$0	-
CAPITAL TOTAL	-	-	-	\$0	\$0	\$0	-
110 - GENERAL FUND TOTAL	\$1,719,218	\$1,578,236	\$1,579,785	\$1,693,321	\$1,634,457	\$54,672	3.5%
EXPENSES TOTAL	\$1,719,218	\$1,578,236	\$1,579,785	\$1,693,321	\$1,634,457	\$54,672	3.5%

FY 2027 Personnel, Operating, and Capital Budgets

Account Name	Account String	Itemizations	FY24 Actual	FY25 Actual	FY26 Budget	FY2026 EOY	FY2027 Budget	FY2028 Forecast	FY2029 Forecast
Personnel									
REGULAR PAY	110-81110-41300		\$ 1,406,639	\$ 1,260,478	\$ 1,319,754	\$ 1,351,853	\$ 1,304,301	\$ 1,438,434	\$ 1,507,526
ARPA - COVID19 LEAVE/ISOLATION	110-81112-41300		\$ -	\$ -	\$ -	\$ -	\$ -	\$ -	\$ -
FAMILY LEAVE PAY	110-81113-41300		\$ 7,142	\$ 10,317	\$ -	\$ -	\$ -	\$ -	\$ -
OVERTIME PAY	110-81120-41300		\$ 10,395	\$ 10,232	\$ 8,000	\$ 8,000	\$ 8,400	\$ 8,820	\$ 9,261
TEMPORARY WORK BY NON-CITY EMPLOYEES	110-81150-41300		\$ 3,587	\$ -	\$ -	\$ -	\$ -	\$ -	\$ -
VACANCY ADJUSTMENT	110-81199-41300		\$ -	\$ -	\$ (44,090)	\$ -	\$ (45,651)	\$ (50,345)	\$ (52,763)
FICA (EMPLOYER'S SHARE)	110-81410-41300		\$ 94,792	\$ 83,066	\$ 100,462	\$ 93,360	\$ 88,459	\$ 114,533	\$ 100,462
MEDICAL PREMIUMS	110-81420-41300		\$ 181,396	\$ 152,363	\$ 161,585	\$ 159,798	\$ 172,886	\$ 190,174	\$ 209,191
NEAR-SITE CLINIC (URGENT TEAM)	110-81422-41300		\$ 4,450	\$ 4,554	\$ 4,440	\$ 4,755	\$ 4,740	\$ 4,740	\$ 4,740
VISION PREMIUMS	110-81425-41300		\$ 1,024	\$ 1,091	\$ 1,230	\$ 1,135	\$ 1,174	\$ 1,233	\$ 1,295
DENTAL INSURANCE PREMIUMS	110-81430-41300		\$ 5,913	\$ 6,271	\$ 7,178	\$ 7,013	\$ 7,354	\$ 7,721	\$ 8,107
FSA ADMINISTRATION FEES	110-81431-41300		\$ 157	\$ 115	\$ 122	\$ 116	\$ 121	\$ 127	\$ 133
GROUP INSURANCE PREMIUMS	110-81433-41300		\$ 6,167	\$ 5,985	\$ 7,213	\$ 7,742	\$ 7,759	\$ 7,645	\$ 756
EE MEDICAL INSURANCE CONTRIBUTIONS	110-81440-41300		\$ (33,424)	\$ (30,446)	\$ (34,161)	\$ (29,541)	\$ (30,872)	\$ (33,959)	\$ (37,355)
CONTRIBUTIONS TO HEALTH SAVINGS ACCOUNT	110-81441-41300		\$ 1,200	\$ 7,200	\$ 4,800	\$ 7,200	\$ 7,200	\$ 7,200	\$ 7,200
EE DENTAL INSURANCE CONTRIBUTIONS	110-81443-41300		\$ (1,196)	\$ (1,252)	\$ (1,422)	\$ (1,391)	\$ (1,429)	\$ (1,501)	\$ (1,576)
EE VISION INSURANCE CONTRIBUTIONS	110-81444-41300		\$ (209)	\$ (217)	\$ (244)	\$ (221)	\$ (180)	\$ (189)	\$ (245)
RETIREMENT HEALTH SAVINGS ACCOUNTS	110-81445-41300		\$ -	\$ -	\$ -	\$ -	\$ -	\$ -	\$ -
RETIREMENT CONTRIBUTIONS	110-81450-41300		\$ 77,941	\$ 92,639	\$ 100,828	\$ 118,253	\$ 138,592	\$ 151,602	\$ 165,912
DEFINED CONTRIBUTION MATCH (CLOSED)	110-81455-41300		\$ 13,495	\$ 13,765	\$ 14,176	\$ 14,187	\$ 14,900	\$ 15,645	\$ 16,427
DEFINED CONTRIBUTION MATCH (TCRS)	110-81456-41300		\$ 54,936	\$ 43,520	\$ 42,549	\$ 55,041	\$ 63,352	\$ 66,539	\$ 69,900
Defined Cont Match (2017)	110-81458-41300		\$ 2,520	\$ 5,717	\$ 4,327	\$ 7,364	\$ 9,282	\$ 9,758	\$ 10,233
UNEMPLOYMENT CLAIMS	110-81460-41300		\$ -	\$ 1,300	\$ -	\$ -	\$ -	\$ -	\$ -
WORKERS COMPENSATION PREMIUMS	110-81470-41300		\$ 2,816	\$ 2,873	\$ 6,500	\$ 6,500	\$ 6,500	\$ 6,500	\$ 6,500
WORKERS COMPENSATION CLAIMS	110-81475-41300		\$ -	\$ 49,685	\$ -	\$ -	\$ -	\$ -	\$ -
MOVING EXPENSES	110-81490-41300		\$ -	\$ -	\$ -	\$ -	\$ -	\$ -	\$ -
Total Personnel			\$ 1,839,740	\$ 1,719,257	\$ 1,703,247	\$ 1,811,164	\$ 1,756,888	\$ 1,944,677	\$ 2,025,704
Operating									
MAILING & OUTBOUND SHIPPING SERVICES	110-82110-41300		\$ 339	\$ 875	\$ 500	\$ 900	\$ 850	\$ 900	\$ 950

FY 2027 Personnel, Operating, and Capital Budgets

Account Name	Account String	Itemizations	FY24 Actual	FY25 Actual	FY26 Budget	FY2026 EOY	FY2027 Budget	FY2028 Forecast	FY2029 Forecast
FREIGHT FOR INBOUND PURCHASED ITEMS	110-82120-41300		\$ -	\$ -	\$ -	\$ -	\$ -	\$ -	\$ -
VEHICLE LICENSES & TITLES	110-82130-41300		\$ -	\$ 21	\$ -	\$ -	\$ 21	\$ -	\$ 21
PRINTING & COPYING SERVICES, OUTSOURCED	110-82210-41300		\$ 1,257	\$ 133	\$ 1,000	\$ 600	\$ 1,000	\$ 1,000	\$ 1,000
ARCHIVING/RECORDS MANAGEMENT SERVICES	110-82230-41300		\$ 7,021	\$ 6,998	\$ 9,400	\$ 8,400	\$ 3,400	\$ 9,500	\$ 9,750
ARCHIVING/RECORDS MANAGEMENT SERVICES	110-82230-41300	Archiving - Municode/Civic Plus				\$ 3,400	\$ 3,400	\$ 9,500	\$ 9,750
ARCHIVING/RECORDS MANAGEMENT SERVICES	110-82230-41300	Archiving - digitize historical books				\$ 5,000	\$ -	\$ -	\$ -
TRANSCRIPTION FEES	110-82240-41300		\$ -	\$ -	\$ -	\$ -	\$ -	\$ -	\$ -
TESTING & PHYSICALS	110-82250-41300		\$ 965	\$ 235	\$ 1,000	\$ 1,000	\$ 1,000	\$ 1,000	\$ 1,000
UNIFORM RENTAL & SERVICES	110-82260-41300		\$ 400	\$ 870	\$ 600	\$ 400	\$ 400	\$ 600	\$ 600
LANDFILL & BIOSOLIDS MANAGEMENT SERVICES	110-82270-41300		\$ -	\$ -	\$ -	\$ -	\$ -	\$ -	\$ -
OTHER OPERATING SERVICES	110-82299-41300		\$ 145	\$ 145	\$ 150	\$ -	\$ -	\$ -	\$ -
LEGAL NOTICES	110-82310-41300		\$ 646	\$ -	\$ 200	\$ 200	\$ 200	\$ 200	\$ 200
CITIZENS ACADEMIES	110-82330-41300		\$ -	\$ 68	\$ -	\$ -	\$ -	\$ -	\$ -
LEADERSHIP RETREATS	110-82340-41300		\$ 546	\$ 10,516	\$ 750	\$ 2,500	\$ 10,000	\$ 10,000	\$ 10,000
DUES FOR MEMBERSHIPS	110-82350-41300		\$ 41,161	\$ 33,957	\$ 37,125	\$ 44,870	\$ 45,745	\$ 46,745	\$ 47,445
DUES FOR MEMBERSHIPS	110-82350-41300	Various				\$ 3,000	\$ 3,000	\$ 3,000	\$ 3,000
DUES FOR MEMBERSHIPS	110-82350-41300	City Administrator TCMA				\$ 1,100	\$ 1,150	\$ 1,175	\$ 1,200
DUES FOR MEMBERSHIPS	110-82350-41300	City Administrator ICMA				\$ 1,200	\$ 1,250	\$ 1,300	\$ 1,350
DUES FOR MEMBERSHIPS	110-82350-41300	ACA Com Devel TCMA				\$ 650	\$ 675	\$ 700	\$ 725
DUES FOR MEMBERSHIPS	110-82350-41300	ACA Finance/CFO TCMA				\$ 525	\$ 550	\$ 575	\$ 600
DUES FOR MEMBERSHIPS	110-82350-41300	ACA Public Works TCMA				\$ 525	\$ 550	\$ 575	\$ 600
DUES FOR MEMBERSHIPS	110-82350-41300	ACA Com Devel ICMA				\$ 1,200	\$ 1,200	\$ 1,200	\$ 1,200
DUES FOR MEMBERSHIPS	110-82350-41300	ACA Finance /CFO ICMA				\$ 1,200	\$ 1,200	\$ 1,200	\$ 1,200
DUES FOR MEMBERSHIPS	110-82350-41300	ACA Public Works ICMA				\$ 1,200	\$ 1,200	\$ 1,200	\$ 1,200
DUES FOR MEMBERSHIPS	110-82350-41300	ACA Public Works APWA				\$ 260	\$ 260	\$ 260	\$ 260
DUES FOR MEMBERSHIPS	110-82350-41300	City Recorder TAMCAR				\$ 150	\$ 150	\$ 150	\$ 150
DUES FOR MEMBERSHIPS	110-82350-41300	City Recorder IIMC				\$ 235	\$ 235	\$ 235	\$ 235
DUES FOR MEMBERSHIPS	110-82350-41300	Sr. Deputy City Recorder TAMCAR				\$ 75	\$ 75	\$ 150	\$ 150
DUES FOR MEMBERSHIPS	110-82350-41300	Sr. Deputy City Recorder IIMC				\$ 160	\$ 160	\$ 160	\$ 160
DUES FOR MEMBERSHIPS	110-82350-41300	Deputy City Recorder TAMCAR				\$ 75	\$ 75	\$ 150	\$ 150
DUES FOR MEMBERSHIPS	110-82350-41300	Deputy City Recorder IIMC				\$ 160	\$ 160	\$ 160	\$ 160
DUES FOR MEMBERSHIPS	110-82350-41300	TML Annual Membership				\$ 25,000	\$ 25,500	\$ 26,000	\$ 26,500
DUES FOR MEMBERSHIPS	110-82350-41300	Amazon Business Prime Membership				\$ 150	\$ 150	\$ 150	\$ -
DUES FOR MEMBERSHIPS	110-82350-41300	ACA Finance/CFO CPFO Membership				\$ 175	\$ 175	\$ 175	\$ 175

FY 2027 Personnel, Operating, and Capital Budgets

Account Name	Account String	Itemizations	FY24 Actual	FY25 Actual	FY26 Budget	FY2026 EOY	FY2027 Budget	FY2028 Forecast	FY2029 Forecast
DUES FOR MEMBERSHIPS	110-82350-41300	ACA Finance/CFO TNGFOA Membership				\$ 30	\$ 30	\$ 30	\$ 30
DUES FOR MEMBERSHIPS	110-82350-41300	National League of Cities Membership				\$ 7,800	\$ 8,000	\$ 8,200	\$ 8,400
PROFESSIONAL STANDARDS / ACCREDITATION	110-82355-41300		\$ -	\$ 400	\$ 15,000	\$ 15,000	\$ 15,000	\$ -	\$ -
PROFESSIONAL STANDARDS / ACCREDITATION	110-82355-41300	APWA Accreditation for Public Works Departments				\$ 15,000	\$ 15,000	\$ -	\$ -
PUBLIC RELATIONS & EDUCATION (CITY SPONSORED)	110-82360-41300		\$ 1,672	\$ 3,800	\$ 1,500	\$ 1,500	\$ 1,500	\$ 1,500	\$ 1,500
PROMOTIONS & SPECIAL EVENTS (NOT CITY SPONSORED)	110-82370-41300		\$ 3,000	\$ 2,125	\$ 1,000	\$ 1,000	\$ 1,000	\$ 1,000	\$ 1,000
EMERGENCY RELIEF	110-82371-41300		\$ -	\$ -	\$ -	\$ -	\$ -	\$ -	\$ -
UNITED WAY CAMPAIGN	110-82372-41300		\$ -	\$ -	\$ -	\$ -	\$ -	\$ -	\$ -
RECRUITMENT	110-82373-41300		\$ -	\$ -	\$ -	\$ 50	\$ -	\$ -	\$ -
PUBLICATIONS, NON-TRAINING	110-82390-41300		\$ 467	\$ 1,492	\$ 500	\$ 500	\$ 500	\$ 500	\$ 500
ELECTRIC SERVICE	110-82410-41300		\$ -	\$ -	\$ -	\$ -	\$ -	\$ -	\$ -
TELEPHONE SERVICE	110-82450-41300		\$ 2,856	\$ 2,700	\$ -	\$ -	\$ -	\$ -	\$ -
800 MHZ ACCESS LINE SERVICE	110-82451-41300		\$ -	\$ -	\$ -	\$ -	\$ -	\$ -	\$ -
CELLULAR TELEPHONE SERVICE	110-82455-41300		\$ 11,208	\$ 11,278	\$ 11,000	\$ 11,000	\$ 11,200	\$ 11,200	\$ 11,200
INTERNET & RELATED SERVICES	110-82470-41300		\$ 8,578	\$ 5,509	\$ -	\$ -	\$ -	\$ -	\$ -
COMPUTER SERVICES	110-82510-41300		\$ 379	\$ 413	\$ 500	\$ 500	\$ 500	\$ 500	\$ 525
COMPUTER SERVICES	110-82510-41300	Zoom				\$ 500	\$ 500	\$ 500	\$ 525
LEGAL SERVICES	110-82520-41300		\$ -	\$ -	\$ -	\$ -	\$ -	\$ -	\$ -
AERIAL PHOTOGRAPHY / MAPPING SERVICES	110-82550-41300		\$ -	\$ -	\$ -	\$ -	\$ -	\$ -	\$ -
CONSULTANT SERVICES	110-82560-41300		\$ 6,816	\$ 4,500	\$ 15,550	\$ 15,550	\$ 15,550	\$ 15,500	\$ 15,500
CONSULTANT SERVICES	110-82560-41300	Leadership Team/Plus Retreats				\$ 15,550	\$ 15,550	\$ 15,500	\$ 15,500
OTHER CONTRACTUAL SERVICES	110-82599-41300		\$ -	\$ -	\$ 3,000	\$ -	\$ -	\$ -	\$ -
VEHICLE REPAIR & MAINTENANCE SERVICES	110-82610-41300		\$ 1,420	\$ 2,551	\$ 1,000	\$ 500	\$ 500	\$ 1,000	\$ 1,000
EQUIPMENT REPAIR & MAINTENANCE SERVICES	110-82620-41300		\$ 932	\$ -	\$ 2,500	\$ 2,500	\$ 2,500	\$ 2,500	\$ 2,500
PARK & FIELD MAINTENANCE SERVICES	110-82650-41300		\$ -	\$ -	\$ -	\$ -	\$ -	\$ -	\$ -
BUILDING REPAIR & MAINTENANCE SERVICES	110-82660-41300		\$ -	\$ 1,077	\$ 1,000	\$ 150	\$ 150	\$ 150	\$ 150
OTHER REPAIR & MAINTENANCE SERVICES	110-82699-41300		\$ 118	\$ -	\$ -	\$ -	\$ -	\$ -	\$ -
EMPLOYEE RECOGNITION/RECEPTIONS	110-82750-41300		\$ 123	\$ 1,010	\$ 1,500	\$ 1,500	\$ 1,500	\$ 1,500	\$ 1,500
TRAINING, OUTSIDE	110-82780-41300		\$ 1,248	\$ 180	\$ 1,500	\$ 1,500	\$ 1,500	\$ 1,500	\$ 1,500
TRAINING, IN-HOUSE	110-82790-41300		\$ 9,473	\$ 1,000	\$ 1,000	\$ 500	\$ 500	\$ 500	\$ 500
REGISTRATIONS	110-82810-41300		\$ 13,672	\$ 15,289	\$ 22,890	\$ 18,800	\$ 18,800	\$ 15,600	\$ 15,600

FY 2027 Personnel, Operating, and Capital Budgets

Account Name	Account String	Itemizations	FY24 Actual	FY25 Actual	FY26 Budget	FY2026 EOY	FY2027 Budget	FY2028 Forecast	FY2029 Forecast
REGISTRATIONS	110-82810-41300	City Administrator ICMA				\$ 1,000	\$ 1,000	\$ 1,000	\$ 1,000
REGISTRATIONS	110-82810-41300	City Administrator TCMA				\$ 500	\$ 500	\$ 500	\$ 500
REGISTRATIONS	110-82810-41300	ACA - Public Works APWA PWX Conf				\$ -	\$ -	\$ 250	\$ 250
REGISTRATIONS	110-82810-41300	ACA - Public Works TCMA Conf (1 per year)				\$ 250	\$ 250	\$ 250	\$ 250
REGISTRATIONS	110-82810-41300	ACA Finance/CFO TGFOA (2 per year)				\$ 350	\$ 350	\$ 200	\$ 200
REGISTRATIONS	110-82810-41300	ACA Finance/CFO TCMA (2 per year)				\$ 700	\$ 700	\$ 500	\$ 500
REGISTRATIONS	110-82810-41300	ACA Finance/CFO GFOA Conf				\$ 600	\$ 600	\$ 200	\$ 200
REGISTRATIONS	110-82810-41300	ACA Finance/CFO Misc Conf				\$ 300	\$ 300	\$ 300	\$ 300
REGISTRATIONS	110-82810-41300	ACA Comm Devel Multiple Conferences				\$ 2,600	\$ 2,600	\$ 1,500	\$ 1,500
REGISTRATIONS	110-82810-41300	TML (City Administrator, 3 ACAs, City Recorder, Deputy CR, Exec Asst)				\$ 2,800	\$ 2,800	\$ 1,300	\$ 1,300
REGISTRATIONS	110-82810-41300	City Recorder IIMC Conf				\$ 900	\$ 900	\$ 900	\$ 900
REGISTRATIONS	110-82810-41300	City Recorder TAMCAR Conf (2 per year)				\$ 700	\$ 700	\$ 600	\$ 600
REGISTRATIONS	110-82810-41300	City Recorder CivicPlus Summit				\$ -	\$ -	\$ -	\$ -
REGISTRATIONS	110-82810-41300	Deputy City Recorder/ Asst Deputy CR IIMC Conf				\$ 700	\$ 700	\$ 900	\$ 900
REGISTRATIONS	110-82810-41300	Deputy City Recorder TAMCAR Conf (2 per year)				\$ 700	\$ 700	\$ 600	\$ 600
REGISTRATIONS	110-82810-41300	Deputy City Recorder CivicPlus Summit				\$ -	\$ -	\$ -	\$ -
REGISTRATIONS	110-82810-41300	Asst Deputy City Recorder TAMCAR Conf (2 per year)				\$ 700	\$ 700	\$ 600	\$ 600
REGISTRATIONS	110-82810-41300	Chamber Visits (Williamson Inc)				\$ 6,000	\$ 6,000	\$ 6,000	\$ 6,000
GROUND TRANSPORTATION (TRAVEL)	110-82820-41300		\$ 1,589	\$ 2,085	\$ 3,100	\$ 3,100	\$ 3,100	\$ 3,100	\$ 3,100
AIR TRAVEL	110-82830-41300		\$ 5,254	\$ 3,504	\$ 10,900	\$ 8,500	\$ 8,500	\$ 7,500	\$ 7,500
AIR TRAVEL	110-82830-41300	Various				\$ 500	\$ 500	\$ 500	\$ 500
AIR TRAVEL	110-82830-41300	City Administrator air travel				\$ 2,500	\$ 2,500	\$ 2,500	\$ 2,500
AIR TRAVEL	110-82830-41300	ACA Comm Devel air travel				\$ 1,800	\$ 1,800	\$ 1,000	\$ 1,000
AIR TRAVEL	110-82830-41300	ACA Finance/CFO air travel				\$ 1,200	\$ 1,200	\$ 1,000	\$ 1,000
AIR TRAVEL	110-82830-41300	ACA Public Works air travel				\$ 1,000	\$ 1,000	\$ 1,000	\$ 1,000
AIR TRAVEL	110-82830-41300	City Recorder air travel				\$ 750	\$ 750	\$ 750	\$ 750
AIR TRAVEL	110-82830-41300	Deputy CR/Asst Deputy CR air travel				\$ 750	\$ 750	\$ 750	\$ 750
LODGING	110-82840-41300		\$ 11,244	\$ 8,781	\$ 20,100	\$ 20,000	\$ 20,000	\$ 13,100	\$ 13,100
LODGING	110-82840-41300	Various				\$ 3,000	\$ 3,000	\$ 3,000	\$ 3,000
LODGING	110-82840-41300	City Administrator lodging				\$ 2,000	\$ 2,000	\$ 2,000	\$ 2,000

FY 2027 Personnel, Operating, and Capital Budgets

Account Name	Account String	Itemizations	FY24 Actual	FY25 Actual	FY26 Budget	FY2026 EOY	FY2027 Budget	FY2028 Forecast	FY2029 Forecast
LODGING	110-82840-41300	ACA Finance/CFO lodging				\$ 3,200	\$ 3,200	\$ 1,500	\$ 1,500
LODGING	110-82840-41300	ACA Comm Devel lodging				\$ 3,200	\$ 3,200	\$ 1,500	\$ 1,500
LODGING	110-82840-41300	ACA Public Works lodging				\$ 1,500	\$ 1,500	\$ 1,500	\$ 1,500
LODGING	110-82840-41300	City Recorder lodging				\$ 2,750	\$ 2,750	\$ 1,500	\$ 1,500
LODGING	110-82840-41300	Sr. Deputy City Recorder lodging				\$ 2,000	\$ 2,000	\$ 1,500	\$ 1,500
LODGING	110-82840-41300	Deputy City Recorder lodging				\$ 1,750	\$ 1,750	\$ 600	\$ 600
LODGING	110-82840-41300	Exec Asst lodging				\$ 600	\$ 600	\$ -	\$ -
MEALS & FOOD (Travel)	110-82850-41300		\$ 1,158	\$ 1,345	\$ 3,000	\$ 3,000	\$ 3,050	\$ 3,050	\$ 3,000
OTHER TRAVEL EXPENSES	110-82890-41300		\$ -	\$ -	\$ 100	\$ -	\$ -	\$ -	\$ -
OFFICE SUPPLIES	110-83110-41300		\$ 6,634	\$ 7,964	\$ 8,000	\$ 8,000	\$ 8,000	\$ 8,000	\$ 8,000
OFFICE DÉCOR ITEMS (OTHER THAN FURNITURE)	110-83120-41300		\$ -	\$ 193	\$ 500	\$ 100	\$ -	\$ -	\$ -
EMPLOYEE BENEVOLENCE ITEMS	110-83130-41300		\$ 287	\$ 912	\$ 500	\$ -	\$ -	\$ -	\$ -
MEALS & FOOD (Business)	110-83140-41300		\$ 30,725	\$ 25,885	\$ 25,000	\$ 28,500	\$ 28,500	\$ 28,500	\$ 28,500
MEALS & FOOD (Business)	110-83140-41300	Agenda Review Lunch				\$ 6,500	\$ 6,500	\$ 6,500	\$ 6,500
MEALS & FOOD (Business)	110-83140-41300	Eric - Alderman 1:1				\$ 5,000	\$ 5,000	\$ 5,000	\$ 5,000
MEALS & FOOD (Business)	110-83140-41300	Admin Lunch Meetings				\$ 2,000	\$ 2,000	\$ 2,000	\$ 2,000
MEALS & FOOD (Business)	110-83140-41300	Various				\$ 15,000	\$ 15,000	\$ 15,000	\$ 15,000
TRAINING SUPPLIES	110-83210-41300		\$ 738	\$ 130	\$ 500	\$ 500	\$ 500	\$ 500	\$ 500
MEDICAL SUPPLIES	110-83240-41300		\$ 118	\$ -	\$ 270	\$ 100	\$ 100	\$ 100	\$ 100
SAFETY SUPPLIES	110-83250-41300		\$ -	\$ 60	\$ 100	\$ -	\$ -	\$ -	\$ -
UNIFORMS PURCHASED	110-83260-41300		\$ 1,175	\$ 589	\$ 1,500	\$ 1,500	\$ 1,500	\$ 1,500	\$ 1,500
UNIFORMS, SPECIALIZED	110-83265-41300		\$ -	\$ -	\$ 100	\$ -	\$ -	\$ -	\$ -
CONSUMABLE TOOLS	110-83270-41300		\$ -	\$ -	\$ -	\$ -	\$ -	\$ -	\$ -
OTHER OPERATING SUPPLIES	110-83299-41300		\$ 2,043	\$ 2,209	\$ 1,500	\$ 1,734	\$ 1,500	\$ -	\$ -
GASOLINE & DIESEL FOR FLEET (BUSINESS)	110-83310-41300		\$ 59	\$ 2,587	\$ 800	\$ 800	\$ 800	\$ 800	\$ 800
MILEAGE (BUSINESS)	110-83320-41300		\$ 4,350	\$ 4,700	\$ 300	\$ 100	\$ 300	\$ 300	\$ 300
FURNITURE, FIXTURES (<\$50,000)	110-83510-41300		\$ 4,147	\$ 122	\$ 500	\$ 300	\$ 300	\$ 500	\$ 500
MACHINERY & EQUIPMENT (<\$50,000)	110-83530-41300		\$ -	\$ 160	\$ 1,000	\$ 8,000	\$ -	\$ -	\$ -
MACHINERY & EQUIPMENT (<\$50,000)	110-83530-41300	Various				\$ -	\$ -	\$ -	\$ -
MACHINERY & EQUIPMENT (<\$50,000)	110-83530-41300	Admin Copy Machine (due FY 32 - 7yr cycle)				\$ 8,000	\$ -	\$ -	\$ -
COMPUTER HARDWARE (<\$50,000)	110-83540-41300		\$ 12,010	\$ 8,241	\$ 15,600	\$ 15,600	\$ 15,100	\$ 8,000	\$ 850
COMPUTER HARDWARE (<\$50,000)	110-83540-41300	Various				\$ 10,050	\$ 8,000	\$ -	\$ -
COMPUTER HARDWARE (<\$50,000)	110-83540-41300	Admin Asst Laptop				\$ 1,450	\$ -	\$ 1,300	\$ -

FY 2027 Personnel, Operating, and Capital Budgets

Account Name	Account String	Itemizations	FY24 Actual	FY25 Actual	FY26 Budget	FY2026 EOY	FY2027 Budget	FY2028 Forecast	FY2029 Forecast
COMPUTER HARDWARE (<\$50,000)	110-83540-41300	Exec Asst Laptop				\$ 1,450	\$ -	\$ -	\$ -
COMPUTER HARDWARE (<\$50,000)	110-83540-41300	Reception Computer				\$ -	\$ -	\$ 1,300	\$ -
COMPUTER HARDWARE (<\$50,000)	110-83540-41300	Deputy City Recorder Laptop				\$ -	\$ -	\$ 1,300	\$ -
COMPUTER HARDWARE (<\$50,000)	110-83540-41300	Sr. Deputy City Recorder Laptop				\$ -	\$ -	\$ 1,300	\$ -
COMPUTER HARDWARE (<\$50,000)	110-83540-41300	Sr. Deputy City Recorder Surface				\$ -	\$ 1,500	\$ -	\$ -
COMPUTER HARDWARE (<\$50,000)	110-83540-41300	City Recorder Laptop				\$ -	\$ -	\$ -	\$ -
COMPUTER HARDWARE (<\$50,000)	110-83540-41300	City Recorder Surface				\$ 1,200	\$ -	\$ -	\$ -
COMPUTER HARDWARE (<\$50,000)	110-83540-41300	City Administrator Laptop				\$ -	\$ -	\$ 1,300	\$ -
COMPUTER HARDWARE (<\$50,000)	110-83540-41300	City Administrator Surface				\$ -	\$ -	\$ 1,500	\$ -
COMPUTER HARDWARE (<\$50,000)	110-83540-41300	ACA Public Works Laptop				\$ 1,450	\$ -	\$ -	\$ -
COMPUTER HARDWARE (<\$50,000)	110-83540-41300	ACA Public Works Surface				\$ -	\$ -	\$ -	\$ -
COMPUTER HARDWARE (<\$50,000)	110-83540-41300	ACA Finance/CFO Laptop				\$ -	\$ 1,300	\$ -	\$ -
COMPUTER HARDWARE (<\$50,000)	110-83540-41300	ACA Comm Devel Desktop				\$ -	\$ -	\$ -	\$ 850
COMPUTER HARDWARE (<\$50,000)	110-83540-41300	ACA Comm Devel Surface				\$ -	\$ 1,500	\$ -	\$ -
COMPUTER HARDWARE (<\$50,000)	110-83540-41300	Public Records Request Surface				\$ -	\$ 1,500	\$ -	\$ -
COMPUTER HARDWARE (<\$50,000)	110-83540-41300	Board Room Laptop				\$ -	\$ 1,300	\$ -	\$ -
COMPUTER SOFTWARE (<\$50,000)	110-83550-41300		\$ 2,956	\$ 1,060	\$ 1,200	\$ 1,200	\$ 1,400	\$ 1,400	\$ 1,400
COMPUTER SOFTWARE (<\$50,000)	110-83550-41300	Adobe				\$ 1,200	\$ 1,400	\$ 1,400	\$ 1,400
EQUIPMENT PARTS & SUPPLIES	110-83620-41300		\$ 76	\$ 234	\$ 150	\$ 150	\$ 150	\$ 150	\$ 150
SIGN SUPPLIES	110-83643-41300		\$ -	\$ -	\$ -	\$ -	\$ -	\$ -	\$ -
BUILDING MAINTENANCE SUPPLIES	110-83660-41300		\$ 13	\$ -	\$ 100	\$ -	\$ -	\$ -	\$ -
2ND AVE PARKING GARAGE OPERATIONS	110-84920-41300		\$ -	\$ -	\$ -	\$ -	\$ -	\$ -	\$ -
4TH AVE PARKING GARAGE OPERATIONS	110-84930-41300		\$ -	\$ -	\$ -	\$ -	\$ -	\$ -	\$ -

FY 2027 Personnel, Operating, and Capital Budgets

Account Name	Account String	Itemizations	FY24 Actual	FY25 Actual	FY26 Budget	FY2026 EOY	FY2027 Budget	FY2028 Forecast	FY2029 Forecast
GRANT PROGRAMS	110-84950-41300		\$ -	\$ -	\$ -	\$ -	\$ -	\$ -	\$ -
PROPERTY INSURANCE	110-85110-41300		\$ 8,656	\$ 11,343	\$ -	\$ -	\$ -	\$ -	\$ -
FRAUD INSURANCE	110-85111-41300		\$ -	\$ 37	\$ -	\$ -	\$ -	\$ -	\$ -
INLAND MARINE INSURANCE	110-85112-41300		\$ 793	\$ 294	\$ -	\$ -	\$ -	\$ -	\$ -
AUTO PHYSICAL DAMAGE INSURANCE	110-85113-41300		\$ 784	\$ 100	\$ -	\$ -	\$ -	\$ -	\$ -
LIABILITY INSURANCE	110-85115-41300		\$ 6,219	\$ 4,291	\$ -	\$ -	\$ -	\$ -	\$ -
E&O LIABILITY INSURANCE	110-85116-41300		\$ -	\$ 2,040	\$ -	\$ -	\$ -	\$ -	\$ -
VEHICLE LIABILITY INSURANCE	110-85117-41300		\$ 1,686	\$ 706	\$ -	\$ -	\$ -	\$ -	\$ -
LAW ENFORCEMENT LIABILITY INSURANCE	110-85118-41300		\$ -	\$ -	\$ -	\$ -	\$ -	\$ -	\$ -
UMBRELLA LIABILITY INSURANCE	110-85119-41300		\$ 909	\$ 995	\$ -	\$ -	\$ -	\$ -	\$ -
PROPERTY CLAIMS/DEDUCTIBLES	110-85120-41300		\$ -	\$ -	\$ -	\$ -	\$ -	\$ -	\$ -
E&O LIABILITY CLAIMS	110-85126-41300		\$ -	\$ -	\$ -	\$ -	\$ -	\$ -	\$ -
VEHICLE LIABILITY CLAIMS/DEDUCTIBLES	110-85127-41300		\$ -	\$ -	\$ -	\$ -	\$ -	\$ -	\$ -
SURETY/NOTARY COSTS	110-85140-41300		\$ 89	\$ 22	\$ -	\$ 100	\$ -	\$ -	\$ -
BUILDING & OFFICE RENTAL	110-85210-41300		\$ -	\$ -	\$ -	\$ -	\$ -	\$ -	\$ -
EQUIPMENT RENTAL & LEASES	110-85240-41300		\$ -	\$ -	\$ -	\$ -	\$ -	\$ -	\$ -
STORAGE RENTAL	110-85250-41300		\$ -	\$ -	\$ -	\$ -	\$ -	\$ -	\$ -
VEHICLE RENTAL (INSIDE WILLIAMSON COUNTY)	110-85260-41300		\$ -	\$ -	\$ -	\$ -	\$ -	\$ -	\$ -
POST OFFICE BOX RENTAL	110-85270-41300		\$ -	\$ -	\$ -	\$ -	\$ -	\$ -	\$ -
PERMITS	110-85310-41300		\$ -	\$ -	\$ -	\$ -	\$ -	\$ -	\$ -
STATE FEES	110-85320-41300		\$ -	\$ -	\$ 100	\$ -	\$ -	\$ -	\$ -
RECORDING & FILING FEES	110-85340-41300		\$ -	\$ -	\$ -	\$ -	\$ -	\$ -	\$ -
BANKING FEES	110-85510-41300		\$ -	\$ -	\$ -	\$ -	\$ -	\$ -	\$ -
E-COMMERCE FEES	110-85530-41300		\$ -	\$ -	\$ -	\$ -	\$ -	\$ -	\$ -
CASH SHORT/OVER	110-85550-41300		\$ -	\$ -	\$ -	\$ -	\$ -	\$ -	\$ -
LATE CHARGES	110-85580-41300		\$ -	\$ -	\$ -	\$ -	\$ -	\$ -	\$ -
MISCELLANEOUS	110-85990-41300		\$ 70	\$ -	\$ -	\$ -	\$ -	\$ -	\$ -
LEASE/LOAN PRINCIPAL	110-86600-41300		\$ -	\$ -	\$ -	\$ -	\$ -	\$ -	\$ -
LEASE/LOAN INTEREST	110-86700-41300		\$ -	\$ -	\$ -	\$ -	\$ -	\$ -	\$ -
Total Operating w/o Interfund Transfers			\$ 218,226	\$ 197,728	\$ 225,085	\$ 230,704	\$ 226,116	\$ 199,395	\$ 193,241
REIMBURSEMENT OF INTERFUND SERVICES	110-87510-41300		\$ (338,748)	\$ (338,748)	\$ (348,547)	\$ (348,547)	\$ (348,547)	\$ (348,547)	\$ (348,547)
Total Operating			\$ (120,522)	\$ (141,020)	\$ (123,462)	\$ (117,843)	\$ (122,431)	\$ (149,152)	\$ (155,306)
Capital									
Comp Software-Leased (>\$50,000)	110-89551-41300		\$ -	\$ -	\$ -	\$ -	\$ -	\$ -	\$ -
Total Capital			\$ -	\$ -	\$ -	\$ -	\$ -	\$ -	\$ -

FY 2027 Personnel, Operating, and Capital Budgets

Account Name	Account String	Itemizations	FY24 Actual	FY25 Actual	FY26 Budget	FY2026 EOY	FY2027 Budget	FY2028 Forecast	FY2029 Forecast
Total Budget			\$ 1,719,218	\$ 1,578,236	\$ 1,579,785	\$ 1,693,321	\$ 1,634,457	\$ 1,795,525	\$ 1,870,398



Program Enhancement Summary Form

Department/Division:

Priority	Fund	FTE	Title	Compensation	Benefits	Operating	Capital	Total FY27	Strategic Plan Alignment	One Time Future FY Costs	Recurring Costs
1	110	0	Redesign of Administration Function	\$ (57,387)	\$ (26,413)	\$ 58,000		\$ (25,800)	Operational Excellence		\$ 12,730
2	110	0	Public Works Facilities Needs Assessment			\$ 100,000		\$ 100,000	Sustainable Growth & Economic Vitality		
								\$ -			
								\$ -			
								\$ -			
								\$ -			
								\$ -			
								\$ -			
								\$ -			
								\$ -			
								\$ -			
Totals				\$ (57,387)	\$ (26,413)	\$ 158,000	\$ -	\$ 74,200	\$ -	\$ -	\$ 12,730

FranklinForward Requested Allocations for the Upcoming Budget Year

	A Safe, Clean Livable City	\$ -
	Sustainable Growth & Economic Vitality	\$ 100,000
	Fiscally Sound	\$ -
	Quality Life Experiences	\$ -
	Organizational Health	\$ -
	Operational Excellence	\$ (25,800)
Total Franklin Forward Allocations		\$ 74,200

Function	Requested Amount
Personnel	\$ (83,800)
Operations	\$ 158,000
Capital (Vehicles, Equipment, Buildings, etc.)	\$ -
Total	\$ 74,200



HISTORIC
FRANKLIN
TENNESSEE

Program Enhancement Request Form - Personnel (PER-P)

Use this form to support your request for additional personnel and associated costs.

Budget Year: Intended Year: Priority of

Department-Division:

FranklinForward Theme:

Title of Request:

Requested Funding		
Account Description	FY2027 Costs	Recurring Costs
Compensation		
81110 REGULAR PAY	(70,117)	
81110 REGULAR PAY	12,730	
Benefits		
FICA/MEDI (7.65%)	(4,390)	-
Pension (Current 7.44%)	(4,270)	-
Holiday (Yes 108.28 for FY and 9 Month, No for ineligible, existing, or 6 Month)	(343)	
Supplemental Life (Existing Emp \$0, New Emp FY \$84, New Empl 9 Month \$63, New Empl 6 \$42)	(715)	
Basic (.001575/ AD&D .0003/ DISAB .00304)	(282)	-
MED/DNT/VIS (Existing Emp. Reclass \$0, New Emp. FY \$15,912 , New Emp. 9 Month \$11,934 , New Emp.6 Month \$7,956)	(16,413)	
Operating Expenses		
82240 TRANSCRIPTION FEES	8,000	
82560 CONSULTANT SERVICES	50,000	
Capital Expenses		
Total Personnel Cost	(25,800)	-

Purpose (Description) and Service Implication (if the request is not funded)

This request is for the realignment of functions in the Administration Division by:

- Elimination of one (1) full-time position
- Contracting out Mentoring, Training and Front-Line Supervisor Development and Minute-taking/Stenography functions
- Providing additional (up to one-quarter time) support for filing and scanning of necessary Administrative materials



Program Enhancement Request Form - Operating and Capital (PER-OC)

Use this form to support your request for operating and capital purchases.

Budget Year: Intended Year Priority of

Department-Division:

FranklinForward Theme:

Title of Request:

Requested Funding			
Account Description	FY2027 Costs	One Time Future FY Costs	Recurring Costs
Operating Expenses			
82560 CONSULTANT SERVICES	\$ 100,000		
Capital Expenses			
Total Cost	\$ 100,000	\$ -	\$ -

Purpose (Description) and Service Implication (if the request is not funded)

As the City of Franklin continues to grow, it is necessary to evaluate the work space needs to ensure the City has the capacity and capabilities to serve the community. These spaces must be sufficient in terms of work flow efficiency, asset protection, interdepartmental collaboration, and safety. The demands placed on the City has grown over time with population increases and other pressures and it is imperative that the City meets the needs of the larger population and ongoing changes in service delivery. This assessment will inform a strategy to help make decisions about how to prioritize future improvements and identify funding options to accomplish those goals. The cost for this work will be spread across multiple funds including the general fund, SES fund and WMD fund based on teh needs of each department.



HISTORIC
FRANKLIN
TENNESSEE

FY 2027 Operating Budget

Law

Shauna R. Billingsley, City Attorney

Departmental Summary

The Law Department provides legal advice to the Mayor, Aldermen, City Administrator, department directors, boards, commissions, committees, and other city officials. These duties include:

1. to direct professional and other employees in the Law Department in the provision of legal services to the City;
2. to supervise preparation and review of contracts, deeds, bonds, ordinances, resolutions, real estate transactions and agreements for the City by rendering opinions relative to substance, forms, and propriety of such documents;
3. to attend and provide legal counsel to Board of Mayor and Aldermen meetings and committee meetings as may be required;
4. to direct the management of all litigation in which the City is a party or is interested, including the functions of prosecuting attorney in City Court appeals;
5. to apply in the name of the City for injunctive or other extraordinary relief as authorized by law;
6. to assist in development of administrative policies, rules, and regulations;
7. to represent the City in legal issues at administrative hearings, in meetings with government officials, and in professional educational organizations; and
8. to recommend and arrange for retention of special counsel in cases involving extensive or specialized litigation.

Performance Measures & Strategic Plan

The City of Franklin is in process of revising its Strategic Plan. First established in 2013, the City of Franklin Strategic Plan has specific and demonstrable objectives for each department which, when achieved individually, will cohesively move Franklin forward to meet the challenges and demands of the future.

The new strategic plan has six major goals. They include:

-  **Safe Clean Livable City**
-  **Sustainable Growth & Economic Vitality**
-  **Fiscally Sound**
-  **Quality Life Experiences**
-  **Organizational Health**
-  **Operational Excellence**

Each budget has a series of performance measures and benchmarks attached to it which demonstrate the workload, effectiveness and outcome of taxpayer support for the annual operations of the City of Franklin and its pursuit of the goals of the Strategic Plan. Together, these measures demonstrate a proper and diligent use of taxpayer dollars in the pursuit of a greater community.

Specific departmental strategic plan measures will be refined as the budget process continues.

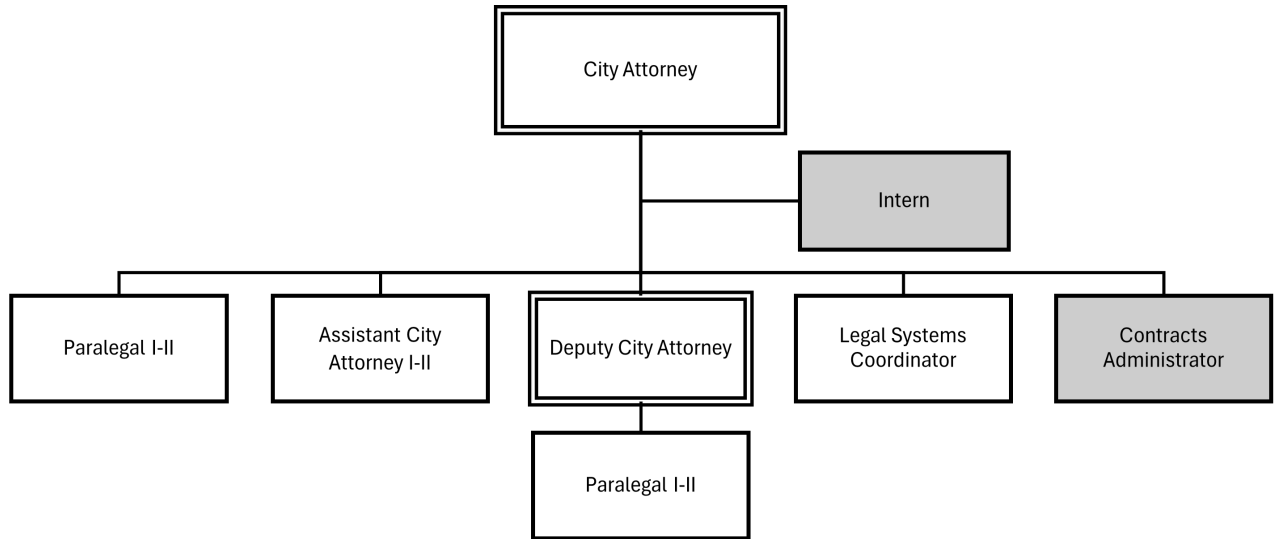
Legal Non-Financial Performance Measures

Output Measure	FY2021	FY2022	FY2023	FY2024	FY2025
Amount					
Number of tasks completed.	603	436	4,006	7,366	9,501
Number of resolutions drafted/reviewed.	190	114	97	86	102
Number of ordinances drafted/reviewed.	52	51	56	37	39
Number of contracts drafted/reviewed.	387	371	401	413	430
Number of tasks created.	647	405	4,388	7,502	9,509
AMOUNT	1,879	1,377	8,948	15,404	19,581

*Number of tasks Created/Completed explanation for dramatic increase:

Our old software only counted one task for each Law matter (contract, Resolution, etc.) even though many tasks are generated for each item. Our new software allows us to track and report on tasks more accurately, and we are now able to report actual number of tasks created/completed for the fiscal year. Fiscal Year 2024 is the first full fiscal year that represents all tasks since we changed to the new software. We also have a sixth member of the Law Department who started in December 2023 and was generating and completing tasks for one-half of the subject fiscal year.

Organizational Chart



Staffing by Position

Budgeted Positions	Pay Grade	FY 2023		FY 2024		FY 2025		FY 2026		FY 2027	
		F-T	P-T	F-T	P-T	F-T	P-T	F-T	P-T	F-T	P-T
City Attorney	O	1	0	1	0	1	0	1	0	1	0
Deputy City Attorney	M	1	0	1	0	1	0	1	0	1	0
Assistant City Attorney I-II	J-L	1	0	1	0	1	0	1	0	1	0
Contracts Administrator	H	0	0	1	0	0	0	0	0	0	0
Paralegal I-II	G-H	2	0	2	0	2	0	2	0	2	0
Legal Systems Coordinator	G	0	0	1	0	1	0	1	0	1	0
Legal Assistant	F	1	0	0	0	0	0	0	0	0	0
Sub-Total - Budgeted Positions		6	0	7	0	6	0	6	0	6	0

Authorized, Unbudgeted Positions	Pay Grade	FY 2023		FY 2024		FY 2025		FY 2026		FY 2027	
		F-T	P-T	F-T	P-T	F-T	P-T	F-T	P-T	F-T	P-T
Contracts Administrator	H	0	0	0	0	0	0	1	0	1	0
Intern	INTERN	0	1	0	1	0	1	0	1	0	1
Sub-Total - Unbudgeted Positions		0	1	0	1	0	1	1	1	1	1

Total Authorized Positions	6	1	7	1	6	1	7	1	7	1
-----------------------------------	----------	----------	----------	----------	----------	----------	----------	----------	----------	----------

Budget Summary

Law

	ACTUAL 2024	ACTUAL 2025	BUDGET 2026	EOY 2026	BUDGET 2027		
	FY2024	FY2025	FY2026	FY2026	FY2027	26 v. 27 Difference \$	26 v. 27 Difference %
Expenses							
110 - GENERAL FUND							
PERSONNEL							
PERSONNEL (81000)	\$887,591	\$942,031	\$955,074	\$871,055	\$969,184	\$14,110	1.5%
PERSONNEL TOTAL	\$887,591	\$942,031	\$955,074	\$871,055	\$969,184	\$14,110	1.5%
OPERATIONS							
SERVICES (82000)	\$274,415	\$188,491	\$237,482	\$253,365	\$305,800	\$68,318	28.8%
SUPPLIES (83000)	\$10,451	\$7,357	\$18,740	\$23,665	\$17,825	(\$915)	(4.9%)
BUSINESS EXPENSES (85000)	\$7,193	\$8,171	\$5,100	\$7,004	\$4,350	(\$750)	(14.7%)
DEBT SERVICE (86000)	\$0	-	-	\$0	\$0	\$0	-
APPROPRIATIONS (87000)	-	-	-	\$0	\$0	\$0	-
REIMBURSEMENT OF EXPENDITURES (87500)	(\$80,658)	(\$80,658)	(\$89,586)	(\$89,586)	(\$89,586)	\$0	0.0%
OPERATIONS TOTAL	\$211,401	\$123,360	\$171,736	\$194,448	\$238,389	\$66,653	38.8%
CAPITAL	-	-	-	\$0	\$0	\$0	-
110 - GENERAL FUND TOTAL	\$1,098,992	\$1,065,392	\$1,126,810	\$1,065,503	\$1,207,573	\$80,763	7.2%
EXPENSES TOTAL	\$1,098,992	\$1,065,392	\$1,126,810	\$1,065,503	\$1,207,573	\$80,763	7.2%

FY 2027 Personnel, Operating, and Capital Budgets

Account Name	Account String	Itemizations	FY24 Actual	FY25 Actual	FY26 Budget	FY2026 EOY	FY2027 Budget	FY2028 Forecast	FY2029 Forecast
Personnel									
REGULAR PAY	110-81110-41400		\$ 687,349	\$ 728,244	\$ 762,502	\$ 673,011	\$ 767,979	\$ 847,012	\$ 887,677
ARPA - COVID19 LEAVE/ISOLATION	110-81112-41400		\$ -	\$ -	\$ -	\$ -	\$ -	\$ -	\$ -
FAMILY LEAVE PAY	110-81113-41400		\$ -	\$ -	\$ -	\$ -	\$ -	\$ -	\$ -
OVERTIME PAY	110-81120-41400		\$ 11,878	\$ 13,872	\$ 10,000	\$ 16,325	\$ 10,500	\$ 11,025	\$ 11,576
TEMPORARY WORK BY NON-CITY EMPLOYEES	110-81150-41400		\$ -	\$ -	\$ -	\$ -	\$ -	\$ -	\$ -
VACANCY ADJUSTMENT	110-81199-41400		\$ -	\$ -	\$ (25,436)	\$ -	\$ (26,879)	\$ (29,645)	\$ (31,069)
JUDICIAL COMMISSION-WARRANTS	110-81250-41400		\$ -	\$ -	\$ 301	\$ 301	\$ 301	\$ 301	\$ 301
FICA (EMPLOYER'S SHARE)	110-81410-41400		\$ 50,070	\$ 53,255	\$ 58,166	\$ 49,711	\$ 59,199	\$ 67,856	\$ 58,166
MEDICAL PREMIUMS	110-81420-41400		\$ 89,638	\$ 78,236	\$ 81,398	\$ 61,979	\$ 78,121	\$ 85,933	\$ 94,527
NEAR-SITE CLINIC (URGENT TEAM)	110-81422-41400		\$ 2,513	\$ 2,541	\$ 2,280	\$ 1,880	\$ 2,100	\$ 2,100	\$ 2,100
VISION PREMIUMS	110-81425-41400		\$ 588	\$ 582	\$ 640	\$ 471	\$ 543	\$ 570	\$ 598
DENTAL INSURANCE PREMIUMS	110-81430-41400		\$ 3,211	\$ 3,234	\$ 3,558	\$ 2,481	\$ 2,755	\$ 2,893	\$ 3,038
FSA ADMINISTRATION FEES	110-81431-41400		\$ 64	\$ 77	\$ 115	\$ 77	\$ 121	\$ 127	\$ 133
GROUP INSURANCE PREMIUMS	110-81433-41400		\$ 3,186	\$ 3,550	\$ 4,242	\$ 3,965	\$ 4,653	\$ 4,585	\$ 504
EE MEDICAL INSURANCE CONTRIBUTIONS	110-81440-41400		\$ (15,736)	\$ (15,000)	\$ (16,500)	\$ (11,619)	\$ (14,837)	\$ (16,321)	\$ (17,953)
CONTRIBUTIONS TO HEALTH SAVINGS ACCOUNT	110-81441-41400		\$ 700	\$ 1,800	\$ 1,200	\$ 1,200	\$ 1,200	\$ 1,200	\$ 1,200
EE DENTAL INSURANCE CONTRIBUTIONS	110-81443-41400		\$ (619)	\$ (599)	\$ (657)	\$ (469)	\$ (525)	\$ (551)	\$ (578)
EE VISION INSURANCE CONTRIBUTIONS	110-81444-41400		\$ (112)	\$ (109)	\$ (120)	\$ (91)	\$ (93)	\$ (98)	\$ (116)
RETIREMENT CONTRIBUTIONS	110-81450-41400		\$ 17,461	\$ 28,127	\$ 33,610	\$ 33,610	\$ 36,971	\$ 40,668	\$ 44,735
DEFINED CONTRIBUTION MATCH (CLOSED)	110-81455-41400		\$ -	\$ -	\$ -	\$ -	\$ -	\$ -	\$ -
DEFINED CONTRIBUTION MATCH (TCRS)	110-81456-41400		\$ 35,978	\$ 40,146	\$ 38,079	\$ 33,346	\$ 42,417	\$ 44,554	\$ 46,801
Defined Cont Match (2017)	110-81458-41400		\$ -	\$ 2,167	\$ -	\$ 3,181	\$ 2,962	\$ 3,114	\$ 3,267
UNEMPLOYMENT CLAIMS	110-81460-41400		\$ -	\$ -	\$ -	\$ -	\$ -	\$ -	\$ -
WORKERS COMPENSATION PREMIUMS	110-81470-41400		\$ 1,422	\$ 1,393	\$ 1,696	\$ 1,696	\$ 1,696	\$ 1,696	\$ 1,696
WORKERS COMPENSATION CLAIMS	110-81475-41400		\$ -	\$ 516	\$ -	\$ -	\$ -	\$ -	\$ -
CAR ALLOWANCE	110-81482-41400		\$ -	\$ -	\$ -	\$ -	\$ -	\$ -	\$ -
Total Personnel			\$ 887,591	\$ 942,031	\$ 955,074	\$ 871,055	\$ 969,184	\$ 1,067,019	\$ 1,106,603
Operating									
MAILING & OUTBOUND SHIPPING SERVICES	110-82110-41400		\$ 614	\$ 906	\$ 800	\$ 1,600	\$ 1,000	\$ 1,025	\$ 1,051

FY 2027 Personnel, Operating, and Capital Budgets

Account Name	Account String	Itemizations	FY24 Actual	FY25 Actual	FY26 Budget	FY2026 EOY	FY2027 Budget	FY2028 Forecast	FY2029 Forecast
FREIGHT FOR INBOUND PURCHASED ITEMS	110-82120-41400		\$ -	\$ -	\$ -	\$ -	\$ -	\$ -	\$ -
PRINTING & COPYING SERVICES, OUTSOURCED	110-82210-41400		\$ -	\$ -	\$ 200	\$ 480	\$ 200	\$ 205	\$ 210
ARCHIVING/RECORDS MANAGEMENT SERVICES	110-82230-41400		\$ 1,970	\$ -	\$ 2,000	\$ -	\$ -	\$ -	\$ -
TRANSCRIPTION FEES	110-82240-41400		\$ 6,820	\$ 1,719	\$ 7,000	\$ 7,000	\$ 7,000	\$ 7,175	\$ 7,354
TESTING & PHYSICALS	110-82250-41400		\$ 187	\$ -	\$ 250	\$ -	\$ 250	\$ 256	\$ 263
OTHER OPERATING SERVICES	110-82299-41400		\$ 29	\$ 29	\$ 100	\$ 100	\$ -	\$ -	\$ -
LEGAL NOTICES	110-82310-41400		\$ -	\$ 785	\$ 1,030	\$ 7,000	\$ 3,000	\$ 3,075	\$ 3,152
DUES FOR MEMBERSHIPS	110-82350-41400		\$ 8,931	\$ 7,810	\$ 10,300	\$ 10,000	\$ 10,300	\$ 10,550	\$ 10,800
DUES FOR MEMBERSHIPS	110-82350-41400	Memberships for City Attorney, including IMLA, TMAA, TBA, ABA, SHRM and others				\$ 10,000	\$ 4,400	\$ 4,650	\$ 4,900
DUES FOR MEMBERSHIPS	110-82350-41400	Memberships for Deputy City Attorney including IMLA, TBA, TMAA and others				\$ -	\$ 3,000	\$ 3,000	\$ 3,000
DUES FOR MEMBERSHIPS	110-82350-41400	Memberships for Assistant City Attorney (position vacant at time of budget preparation)				\$ -	\$ 2,500	\$ 2,500	\$ 2,500
DUES FOR MEMBERSHIPS	110-82350-41400	Memberships for Paralegal I to NALA				\$ -	\$ 200	\$ 200	\$ 200
DUES FOR MEMBERSHIPS	110-82350-41400	Memberships for Paralegal II to NALA				\$ -	\$ 200	\$ 200	\$ 200
PROFESSIONAL STANDARDS / ACCREDITATION	110-82355-41400		\$ 125	\$ 1,837	\$ -	\$ -	\$ 810	\$ 810	\$ 810
PROFESSIONAL STANDARDS / ACCREDITATION	110-82355-41400	Board of Professional Responsibility fees				\$ -	\$ 810	\$ 810	\$ 810
PUBLIC RELATIONS & EDUCATION (CITY SPONSORED)	110-82360-41400		\$ -	\$ -	\$ -	\$ -	\$ -	\$ -	\$ -
PROMOTIONS & SPECIAL EVENTS (NOT CITY SPONSORED)	110-82370-41400		\$ -	\$ 453	\$ 300	\$ 300	\$ 300	\$ 308	\$ 315
EMERGENCY RELIEF	110-82371-41400		\$ -	\$ -	\$ -	\$ -	\$ -	\$ -	\$ -
PUBLICATIONS, NON-TRAINING	110-82390-41400		\$ 24,140	\$ 23,998	\$ 23,175	\$ 24,000	\$ 24,840	\$ 25,461	\$ 26,098
PUBLICATIONS, NON-TRAINING	110-82390-41400	Digital Law Books and Legal Publications				\$ 24,000	\$ 24,840	\$ 25,461	\$ 26,098
TELEPHONE SERVICE	110-82450-41400		\$ 200	\$ 148	\$ -	\$ -	\$ -	\$ -	\$ -
CELLULAR TELEPHONE SERVICE	110-82455-41400		\$ 3,525	\$ 3,403	\$ 3,700	\$ 3,700	\$ 3,700	\$ 3,792	\$ 3,887
INTERNET & RELATED SERVICES	110-82470-41400		\$ 1,092	\$ 706	\$ -	\$ -	\$ -	\$ -	\$ -
COMPUTER SERVICES	110-82510-41400		\$ 47,706	\$ 2,039	\$ 14,852	\$ 14,000	\$ 15,300	\$ 15,682	\$ 16,084
COMPUTER SERVICES	110-82510-41400	Online access to court records				\$ 14,000	\$ 15,300	\$ 15,682	\$ 16,084
LEGAL SERVICES	110-82520-41400		\$ 117,083	\$ 80,001	\$ 80,000	\$ 80,000	\$ 140,000	\$ 82,000	\$ 84,050
LEGAL SERVICES	110-82520-41400	Outside Counsel and Legal Services Base				\$ 80,000	\$ 80,000	\$ 82,000	\$ 84,050

FY 2027 Personnel, Operating, and Capital Budgets

Account Name	Account String	Itemizations	FY24 Actual	FY25 Actual	FY26 Budget	FY2026 EOY	FY2027 Budget	FY2028 Forecast	FY2029 Forecast
LEGAL SERVICES	110-82520-41400	Increase for FY27 due to IDD policy developments and large anticipated trial				\$ -	\$ 60,000	\$ -	\$ -
CONSULTANT SERVICES	110-82560-41400		\$ 45,450	\$ 45,600	\$ 52,500	\$ 64,000	\$ 64,000	\$ 65,600	\$ 67,240
CONSULTANT SERVICES	110-82560-41400	Lobbyist				\$ 64,000	\$ 64,000	\$ 65,600	\$ 67,240
OTHER CONTRACTUAL SERVICES	110-82599-41400		\$ -	\$ -	\$ 5,000	\$ 5,000	\$ -	\$ -	\$ -
OTHER CONTRACTUAL SERVICES	110-82599-41400	Litigation Experts				\$ 5,000	\$ -	\$ -	\$ -
EQUIPMENT REPAIR & MAINTENANCE SERVICES	110-82620-41400		\$ 601	\$ 747	\$ 600	\$ 600	\$ 600	\$ 615	\$ 630
EMPLOYEE WELLNESS PROGRAM	110-82740-41400		\$ -	\$ -	\$ -	\$ -	\$ -	\$ -	\$ -
EMPLOYEE RECOGNITION/RECEPTIONS	110-82750-41400		\$ -	\$ 116	\$ 300	\$ 300	\$ 300	\$ 308	\$ 315
TRAINING, OUTSIDE	110-82780-41400		\$ -	\$ -	\$ 1,000	\$ 1,000	\$ -	\$ -	\$ -
TRAINING, IN-HOUSE	110-82790-41400		\$ 1,812	\$ -	\$ 2,575	\$ 2,575	\$ 2,500	\$ 2,563	\$ 2,627
REGISTRATIONS	110-82810-41400		\$ 3,092	\$ 7,250	\$ 7,000	\$ 7,000	\$ 7,000	\$ 7,200	\$ 7,400
REGISTRATIONS	110-82810-41400	Conferences for City Attorney, including IMLA annual, IMLA mid-year, ICMA, TMAA, SHRM and others				\$ 7,000	\$ 1,800	\$ 2,000	\$ 2,200
REGISTRATIONS	110-82810-41400	Conferences for Deputy City Attorney including IMLA annual, IMLA mid-year, TMAA and others				\$ -	\$ 1,800	\$ 1,800	\$ 1,800
REGISTRATIONS	110-82810-41400	Conferences for Assistant City Attorney (position is vacant at time of budget preparation) will include IMLA and others				\$ -	\$ 1,800	\$ 1,800	\$ 1,800
REGISTRATIONS	110-82810-41400	Conferences for Paralegal I for NALA				\$ -	\$ 550	\$ 550	\$ 550
REGISTRATIONS	110-82810-41400	Conferences for Paralegal II for NALA				\$ -	\$ 550	\$ 550	\$ 550
REGISTRATIONS	110-82810-41400	Conferences for Legal Systems Coordinator for Synergy				\$ -	\$ 500	\$ 500	\$ 500
GROUND TRANSPORTATION (TRAVEL)	110-82820-41400		\$ 1,193	\$ 1,573	\$ 2,000	\$ 2,500	\$ 1,900	\$ 2,500	\$ 2,600
GROUND TRANSPORTATION (TRAVEL)	110-82820-41400	Ground travel for City Attorney				\$ 2,500	\$ 600	\$ 900	\$ 1,000
GROUND TRANSPORTATION (TRAVEL)	110-82820-41400	Ground travel for Deputy City Attorney				\$ -	\$ 500	\$ 600	\$ 600
GROUND TRANSPORTATION (TRAVEL)	110-82820-41400	Ground travel for Assistant City Attorney				\$ -	\$ 500	\$ 600	\$ 600
GROUND TRANSPORTATION (TRAVEL)	110-82820-41400	Ground travel for Paralegal I				\$ -	\$ 100	\$ 150	\$ 150

FY 2027 Personnel, Operating, and Capital Budgets

Account Name	Account String	Itemizations	FY24 Actual	FY25 Actual	FY26 Budget	FY2026 EOY	FY2027 Budget	FY2028 Forecast	FY2029 Forecast
GROUND TRANSPORTATION (TRAVEL)	110-82820-41400	Ground travel for Paralegal II				\$ -	\$ 100	\$ 150	\$ 150
GROUND TRANSPORTATION (TRAVEL)	110-82820-41400	Ground travel for Legal Systems Coordinator				\$ -	\$ 100	\$ 100	\$ 100
AIR TRAVEL	110-82830-41400		\$ 3,344	\$ 5,046	\$ 10,300	\$ 10,000	\$ 10,300	\$ 10,500	\$ 10,800
AIR TRAVEL	110-82830-41400	Flights for City Attorney				\$ 10,000	\$ 3,000	\$ 3,200	\$ 3,500
AIR TRAVEL	110-82830-41400	Flights for Deputy City Attorney				\$ -	\$ 2,900	\$ 2,900	\$ 2,900
AIR TRAVEL	110-82830-41400	Flights for Assistant City Attorney				\$ -	\$ 2,900	\$ 2,900	\$ 2,900
AIR TRAVEL	110-82830-41400	Flights for Paralegal I				\$ -	\$ 500	\$ 500	\$ 500
AIR TRAVEL	110-82830-41400	Flights for Paralegal II				\$ -	\$ 500	\$ 500	\$ 500
AIR TRAVEL	110-82830-41400	Flights for Legal Systems Coordinator				\$ -	\$ 500	\$ 500	\$ 500
LODGING	110-82840-41400		\$ 5,804	\$ 3,955	\$ 10,300	\$ 10,000	\$ 10,300	\$ 10,500	\$ 10,800
LODGING	110-82840-41400	Hotels for City Attorney				\$ 10,000	\$ 3,000	\$ 3,200	\$ 3,500
LODGING	110-82840-41400	Hotels for Deputy City Attorney				\$ -	\$ 2,900	\$ 2,900	\$ 2,900
LODGING	110-82840-41400	Hotels for Assistant City Attorney				\$ -	\$ 2,900	\$ 2,900	\$ 2,900
LODGING	110-82840-41400	Hotels for Paralegal I				\$ -	\$ 500	\$ 500	\$ 500
LODGING	110-82840-41400	Hotels for Paralegal II				\$ -	\$ 500	\$ 500	\$ 500
LODGING	110-82840-41400	Hotels for Legal Systems Coordinator				\$ -	\$ 500	\$ 500	\$ 500
MEALS & FOOD (Travel)	110-82850-41400		\$ 697	\$ 370	\$ 2,200	\$ 2,200	\$ 2,200	\$ 2,250	\$ 2,300
MEALS & FOOD (Travel)	110-82850-41400	Travel meals City Attorney				\$ 2,200	\$ 800	\$ 850	\$ 900
MEALS & FOOD (Travel)	110-82850-41400	Travel meals Deputy City Attorney				\$ -	\$ 280	\$ 280	\$ 280
MEALS & FOOD (Travel)	110-82850-41400	Travel meals Assistant City Attorney				\$ -	\$ 280	\$ 280	\$ 280
MEALS & FOOD (Travel)	110-82850-41400	Travel meals Paralegal I				\$ -	\$ 280	\$ 280	\$ 280
MEALS & FOOD (Travel)	110-82850-41400	Travel meals Paralegal II				\$ -	\$ 280	\$ 280	\$ 280
MEALS & FOOD (Travel)	110-82850-41400	Travel meals Legal Systems Coordinator				\$ -	\$ 280	\$ 280	\$ 280
OTHER TRAVEL EXPENSES	110-82890-41400		\$ -	\$ -	\$ -	\$ 10	\$ -	\$ -	\$ -
OFFICE SUPPLIES	110-83110-41400		\$ 1,459	\$ 3,336	\$ 2,000	\$ 2,000	\$ 2,500	\$ 2,563	\$ 2,627
OFFICE DÉCOR ITEMS (OTHER THAN FURNITURE)	110-83120-41400		\$ 150	\$ 110	\$ 150	\$ 150	\$ 150	\$ 154	\$ 158
EMPLOYEE BENEVOLENCE ITEMS	110-83130-41400		\$ -	\$ 107	\$ 300	\$ 300	\$ 300	\$ 308	\$ 315
MEALS & FOOD (Business)	110-83140-41400		\$ 1,409	\$ 671	\$ 2,575	\$ 2,500	\$ 2,575	\$ 600	\$ 2,600
MEALS & FOOD (Business)	110-83140-41400	Base x 6				\$ 2,500	\$ 600	\$ 600	\$ 600
MEALS & FOOD (Business)	110-83140-41400	Elected Officials' Training lunch and heavy snacks				\$ -	\$ 1,975	\$ -	\$ 2,000
TRAINING SUPPLIES	110-83210-41400		\$ -	\$ 395	\$ 515	\$ 515	\$ 1,000	\$ 1,025	\$ 1,051

FY 2027 Personnel, Operating, and Capital Budgets

Account Name	Account String	Itemizations	FY24 Actual	FY25 Actual	FY26 Budget	FY2026 EOY	FY2027 Budget	FY2028 Forecast	FY2029 Forecast
TRAINING SUPPLIES	110-83210-41400	Will need to purchase bulk Roberts Rules books for Officials Training in early 2028				\$ 515	\$ 1,000	\$ 1,025	\$ 1,051
UNIFORMS PURCHASED	110-83260-41400		\$ 404	\$ 497	\$ 400	\$ 400	\$ 600	\$ 615	\$ 630
OTHER OPERATING SUPPLIES	110-83299-41400		\$ -	\$ -	\$ -	\$ -	\$ -	\$ -	\$ -
MILEAGE (BUSINESS)	110-83320-41400		\$ -	\$ -	\$ 100	\$ 100	\$ -	\$ -	\$ -
FURNITURE, FIXTURES (<\$50,000)	110-83510-41400		\$ 249	\$ 220	\$ 500	\$ 500	\$ -	\$ 513	\$ 525
MACHINERY & EQUIPMENT (<\$50,000)	110-83530-41400		\$ 490	\$ -	\$ 1,000	\$ 1,000	\$ 500	\$ 513	\$ 525
COMPUTER HARDWARE (<\$50,000)	110-83540-41400		\$ 5,822	\$ 1,187	\$ 10,000	\$ 15,000	\$ 10,000	\$ 10,250	\$ 10,506
COMPUTER SOFTWARE (<\$50,000)	110-83550-41400		\$ 468	\$ 636	\$ 1,000	\$ 1,000	\$ -	\$ -	\$ -
EQUIPMENT PARTS & SUPPLIES	110-83620-41400		\$ -	\$ 198	\$ 200	\$ 200	\$ 200	\$ 205	\$ 210
PROPERTY INSURANCE	110-85110-41400		\$ 1,606	\$ 1,659	\$ -	\$ -	\$ -	\$ -	\$ -
FRAUD INSURANCE	110-85111-41400		\$ -	\$ 23	\$ -	\$ -	\$ -	\$ -	\$ -
INLAND MARINE INSURANCE	110-85112-41400		\$ 38	\$ 41	\$ -	\$ -	\$ -	\$ -	\$ -
AUTO PHYSICAL DAMAGE INSURANCE	110-85113-41400		\$ -	\$ -	\$ -	\$ -	\$ -	\$ -	\$ -
LIABILITY INSURANCE	110-85115-41400		\$ 3,599	\$ 2,693	\$ -	\$ -	\$ -	\$ -	\$ -
E&O LIABILITY INSURANCE	110-85116-41400		\$ -	\$ 1,280	\$ -	\$ 1,280	\$ -	\$ -	\$ -
VEHICLE LIABILITY INSURANCE	110-85117-41400		\$ -	\$ -	\$ -	\$ -	\$ -	\$ -	\$ -
LAW ENFORCEMENT LIABILITY INSURANCE	110-85118-41400		\$ -	\$ -	\$ -	\$ -	\$ -	\$ -	\$ -
UMBRELLA LIABILITY INSURANCE	110-85119-41400		\$ 526	\$ 624	\$ -	\$ 624	\$ -	\$ -	\$ -
PROPERTY CLAIMS/DEDUCTIBLES	110-85120-41400		\$ -	\$ -	\$ -	\$ -	\$ -	\$ -	\$ -
SURETY/NOTARY COSTS	110-85140-41400		\$ 68	\$ -	\$ 100	\$ 100	\$ 100	\$ 102	\$ 105
STATE FEES	110-85320-41400		\$ -	\$ -	\$ 2,000	\$ 2,000	\$ 2,000	\$ 2,050	\$ 2,101
STATE FEES	110-85320-41400	Professional Privilege Tax X 3 attorneys				\$ 2,000	\$ 2,000	\$ 2,050	\$ 2,101
FEDERAL FEES	110-85325-41400		\$ -	\$ -	\$ 250	\$ 250	\$ 250	\$ 256	\$ 263
UTILITY DISTRICT FEES	110-85330-41400		\$ -	\$ -	\$ -	\$ -	\$ -	\$ -	\$ -
RECORDING & FILING FEES	110-85340-41400		\$ 1,320	\$ 1,830	\$ 2,000	\$ 2,000	\$ 2,000	\$ 2,050	\$ 2,101
E-COMMERCE FEES	110-85530-41400		\$ 35	\$ 20	\$ 250	\$ 250	\$ -	\$ -	\$ -
BOND COMPLIANCE	110-85590-41400		\$ -	\$ -	\$ 500	\$ 500	\$ -	\$ -	\$ -
MISCELLANEOUS	110-85990-41400		\$ -	\$ -	\$ -	\$ -	\$ -	\$ -	\$ -
LEASE/LOAN PRINCIPAL	110-86600-41400		\$ -	\$ -	\$ -	\$ -	\$ -	\$ -	\$ -
LEASE/LOAN INTEREST	110-86700-41400		\$ -	\$ -	\$ -	\$ -	\$ -	\$ -	\$ -
APPROPRIATIONS TO GOVERNMENTS	110-87120-41400		\$ -	\$ -	\$ -	\$ -	\$ -	\$ -	\$ -

FY 2027 Personnel, Operating, and Capital Budgets

Account Name	Account String	Itemizations	FY24 Actual	FY25 Actual	FY26 Budget	FY2026 EOY	FY2027 Budget	FY2028 Forecast	FY2029 Forecast
Comp Software-Leased (>\$50,000)	110-89551-41400		\$ -	\$ -	\$ -	\$ -	\$ -	\$ -	\$ -
Total Operating w/o Interfund Transfers			\$ 292,059	\$ 204,018	\$ 261,322	\$ 284,034	\$ 327,975	\$ 273,579	\$ 282,503
REIMBURSEMENT OF INTERFUND SERVICES	110-87510-41500		\$ (80,658)	\$ (80,658)	\$ (89,586)	\$ (89,586)	\$ (89,586)	\$ (89,586)	\$ (89,586)
Total Operating			\$ 211,401	\$ 123,360	\$ 171,736	\$ 194,448	\$ 238,389	\$ 183,993	\$ 192,917
Capital									
Comp Software-Leased (>\$50,000)	110-89551-41400		\$ -	\$ -	\$ -	\$ -	\$ -	\$ -	\$ -
Total Capital			\$ -	\$ -	\$ -	\$ -	\$ -	\$ -	\$ -
Total Budget			\$ 1,098,992	\$ 1,065,392	\$ 1,126,810	\$ 1,065,503	\$ 1,207,573	\$ 1,251,012	\$ 1,299,520



HISTORIC
FRANKLIN
TENNESSEE

FY 2027 Operating Budget

FRANKLIN COMMUNICATIONS



Milissa Reiersen, Communications Manager

Departmental Summary

The Communications Division was created within the Administration Department in December 2008 to develop internal and external communications and citizen participation initiatives. The Division also handles all media relations for the City and manages the City's Government Access Channel, Franklin TV, website and all social media channels. We have worked continuously to promote the City, disseminate information to citizens and maintain standards for professional excellence.

FY 2027 Outlook

The Communications Division continues to work to promote the City of Franklin services, events and achievements through the traditional media, social media, and Franklin TV. The Communications Division works with all City departments to help them achieve their communications goals.

Performance Measures & Strategic Plan

The City of Franklin is in process of revising its Strategic Plan. First established in 2013, the City of Franklin Strategic Plan has specific and demonstrable objectives for each department which, when achieved individually, will cohesively move Franklin forward to meet the challenges and demands of the future.

The new strategic plan has six major goals. They include:

-  **Safe Clean Livable City**
-  **Sustainable Growth & Economic Vitality**
-  **Fiscally Sound**
-  **Quality Life Experiences**
-  **Organizational Health**
-  **Operational Excellence**

Each budget has a series of performance measures and benchmarks attached to it which demonstrate the workload, effectiveness and outcome of taxpayer support for the annual operations of the City of Franklin and its pursuit of the goals of the Strategic Plan. Together, these measures demonstrate a proper and diligent use of taxpayer dollars in the pursuit of a greater community. Specific departmental strategic plan measures will be refined as the budget process continues.

Comm. FranklinForward Non-Financial Performance Measures

Output Measure	FY2021	FY2022	FY2023	FY2024	FY2025
Amount					
Number people who saw any of your posts at least once (reach) on Instagram. Goal: Increase the public's use of social media forms of communication.	1,322,472	10,000,000	1,469,852	146,000	341,800
Number of impressions (total number of times your content is displayed) on X. Goal: Increase the public's use of social media forms of communication.	5,452,624	3,400,000	3,466,593	666,000	291,000
Number of interactions people have with your content, likes, comments, shares or reposts on Facebook. Goal: Increase the public's use of social media forms of communication.	492,865	176,000	137,254	632,000	225,540
Number of impressions (total number of times your content is displayed) on Instagram. Goal: Increase the public's use of social media forms of communication.	2,121,435	4,100,000	0	3,600,000	3,300,000
Number of YouTube upload views. Goal: Increase the public's use of social media forms of communication.	96,244	154,043	225,066	384,500	176,000
Number of X followers. Goal: Increase the public's use of social media forms of communication.	29,996	30,700	31,700	33,000	32,100
Number of impressions (total number of times your content is displayed) on Facebook. Goal: Increase the public's use of social media forms of communication.	5,499,685	7,600,000	0	6,900,000	7,500,000
Number of Instagram followers. Goal: Increase the public's use of social media forms of communication.	24,646	29,429	42,800	46,000	48,400
Number people who saw any of your posts at least once (reach) on Facebook. Goal: Increase the public's use of social media forms of communication.	3,113,638	5,000,000	1,826,629	7,900,000	7,200,000
Number of Facebook followers. Goal: Increase the public's use of social media forms of communication.	45,010	48,433	49,000	54,000	61,000
AMOUNT	18,198,615	30,538,605	7,248,894	20,361,500	19,175,840

*0 indicates information not reported for the Fiscal Year.

Communications Non-Financial Performance Measures

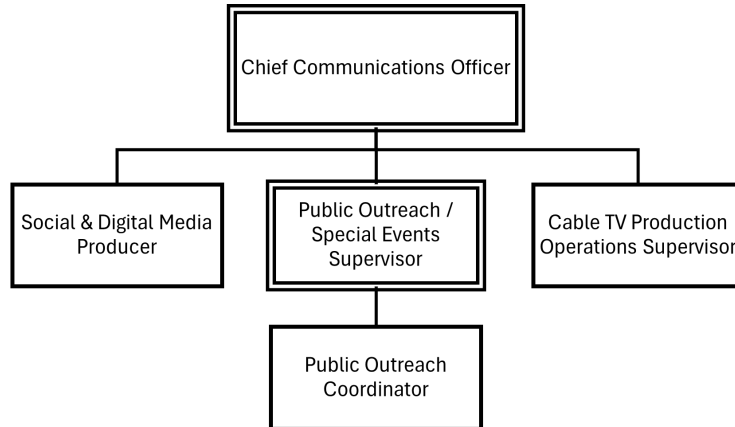
Output Measure	FY2021	FY2022	FY2023	FY2024	FY2025
Amount					
Number of local programs produced for Franklin TV (not including meetings).	174	43	23	399	173
Number of film permits processed by the City.	21	21	6	17	12
Number of press releases (excluding Police & Fire).	30	18	30	20	13
Number of special events processed by the City.	33	33	32	35	50
AMOUNT	258	115	91	471	248

Communication Department Citizen Survey Results

Measure	FY2016	FY2019	FY2025
Amount			
Percent rating Opportunities cultural/arts/music activities as excellent/good	79	83	84
Percent rating Opportunities to attend special events and festivals as excellent/good	87	85	89
Percent rating the quality of public information services as excellent/good	78	86	79
AMOUNT	244	254	252

*Results are based on 100% excellent/good or fair/poor.

Organizational Chart



Staffing by Position

Budgeted Positions	Pay Grade	FY 2023		FY 2024		FY 2025		FY 2026		FY 2027	
		F-T	P-T	F-T	P-T	F-T	P-T	F-T	P-T	F-T	P-T
Chief Communications Officer	K	1	0	1	0	1	0	1	0	1	0
Public Outreach & Special Events Supervisor	J	0	0	1	0	1	0	1	0	1	0
Cable TV Production Operations Supervisor	H	1	0	1	0	1	0	1	0	1	0
Social & Digital Media Producer	H	1	0	1	0	1	0	1	0	1	0
Public Outreach Coordinator	G	0	0	1	0	1	0	1	0	1	0
Public Outreach Specialist	---	1	0	0	0	0	0	0	0	0	0
Video Production Assistant	D	0	1	0	0	0	0	0	0	0	0
Total Authorized Positions		4	1	5	0	5	0	5	0	5	0

Budget Summary

Communications

	ACTUAL 2024	ACTUAL 2025	BUDGET 2026	EOY 2026	BUDGET 2027		
	FY2024	FY2025	FY2026	FY2026	FY2027	26 v. 27 Difference \$	26 v. 27 Difference %
Expenses							
110 - GENERAL FUND							
PERSONNEL							
PERSONNEL (81000)	\$614,865	\$643,435	\$663,101	\$689,368	\$686,230	\$23,129	3.5%
PERSONNEL TOTAL	\$614,865	\$643,435	\$663,101	\$689,368	\$686,230	\$23,129	3.5%
OPERATIONS							
SERVICES (82000)	\$111,406	\$141,923	\$128,126	\$111,295	\$118,374	(\$9,752)	(7.6%)
SUPPLIES (83000)	\$26,477	\$21,393	\$21,165	\$23,056	\$21,640	\$475	2.2%
OPERATIONAL UNITS (84000)	\$5,914	\$4,229	\$2,060	\$1,999	\$2,122	\$62	3.0%
BUSINESS EXPENSES (85000)	\$9,564	\$8,790	-	\$0	\$0	\$0	-
DEBT SERVICE (86000)	-	-	\$31,000	\$31,000	\$0	(\$31,000)	(100.0%)
REIMBURSEMENT OF EXPENDITURES (87500)	(\$46,451)	(\$46,451)	(\$57,603)	(\$57,603)	(\$57,603)	\$0	0.0%
OPERATIONS TOTAL	\$106,910	\$129,884	\$124,748	\$109,747	\$84,533	(\$40,215)	(32.2%)
CAPITAL							
CAPITAL ASSETS (89000)	-	-	-	\$0	\$0	\$0	-
CAPITAL TOTAL	-	-	-	\$0	\$0	\$0	-
110 - GENERAL FUND TOTAL	\$721,775	\$773,319	\$787,849	\$799,115	\$770,763	(\$17,086)	(2.2%)
EXPENSES TOTAL	\$721,775	\$773,319	\$787,849	\$799,115	\$770,763	(\$17,086)	(2.2%)

FY 2027 Personnel, Operating, and Capital Budgets

Account Name	Account String	Itemizations	FY24 Actual	FY25 Actual	FY26 Budget	FY2026 EOY	FY2027 Budget	FY2028 Forecast	FY2029 Forecast
Personnel									
REGULAR PAY	110-81110-41330		\$ 450,968	\$ 466,502	\$ 485,355	\$ 492,125	\$ 492,411	\$ 543,199	\$ 569,396
FAMILY LEAVE PAY	110-81113-41330		\$ -	\$ -	\$ -	\$ -	\$ -	\$ -	\$ -
OVERTIME PAY	110-81120-41330		\$ 3,805	\$ 2,813	\$ 4,200	\$ 4,200	\$ 4,410	\$ 4,630	\$ 4,862
TEMPORARY WORK BY NON-CITY EMPLOYEES	110-81150-41330		\$ -	\$ -	\$ -	\$ -	\$ -	\$ -	\$ -
VACANCY ADJUSTMENT	110-81199-41330		\$ -	\$ -	\$ (16,045)	\$ -	\$ (17,234)	\$ (35,057)	\$ (19,929)
FICA (EMPLOYER'S SHARE)	110-81410-41330		\$ 33,395	\$ 34,605	\$ 37,011	\$ 39,518	\$ 41,560	\$ 43,653	\$ 37,011
MEDICAL PREMIUMS	110-81420-41330		\$ 82,181	\$ 72,032	\$ 74,907	\$ 73,236	\$ 78,002	\$ 85,802	\$ 94,383
NEAR-SITE CLINIC (URGENT TEAM)	110-81422-41330		\$ 2,080	\$ 2,030	\$ 1,980	\$ 2,175	\$ 2,160	\$ 2,160	\$ 2,160
VISION PREMIUMS	110-81425-41330		\$ 422	\$ 421	\$ 464	\$ 426	\$ 432	\$ 454	\$ 476
DENTAL INSURANCE PREMIUMS	110-81430-41330		\$ 2,649	\$ 2,615	\$ 2,877	\$ 2,552	\$ 2,573	\$ 2,701	\$ 2,836
FSA ADMINISTRATION FEES	110-81431-41330		\$ 77	\$ 77	\$ 81	\$ 81	\$ 85	\$ 89	\$ 93
GROUP INSURANCE PREMIUMS	110-81433-41330		\$ 1,878	\$ 1,970	\$ 2,799	\$ 3,044	\$ 3,088	\$ 3,045	\$ 420
EE MEDICAL INSURANCE CONTRIBUTIONS	110-81440-41330		\$ (15,129)	\$ (14,576)	\$ (15,976)	\$ (14,321)	\$ (15,218)	\$ (16,739)	\$ (18,413)
CONTRIBUTIONS TO HEALTH SAVINGS ACCOUNT	110-81441-41330		\$ -	\$ -	\$ -	\$ -	\$ -	\$ -	\$ -
EE DENTAL INSURANCE CONTRIBUTIONS	110-81443-41330		\$ (533)	\$ (514)	\$ (562)	\$ (510)	\$ (513)	\$ (539)	\$ (566)
EE VISION INSURANCE CONTRIBUTIONS	110-81444-41330		\$ (85)	\$ (82)	\$ (90)	\$ (84)	\$ (113)	\$ (119)	\$ (94)
RETIREMENT HEALTH SAVINGS ACCOUNTS	110-81445-41330		\$ -	\$ -	\$ -	\$ -	\$ -	\$ -	\$ -
RETIREMENT CONTRIBUTIONS	110-81450-41330		\$ 34,922	\$ 56,253	\$ 67,219	\$ 67,219	\$ 73,941	\$ 81,335	\$ 89,469
DEFINED CONTRIBUTION MATCH (CLOSED)	110-81455-41330		\$ 6,571	\$ 6,535	\$ 6,675	\$ 6,783	\$ 7,122	\$ 7,478	\$ 7,852
DEFINED CONTRIBUTION MATCH (TCRS)	110-81456-41330		\$ 10,666	\$ 11,420	\$ 11,156	\$ 11,874	\$ 12,474	\$ 13,106	\$ 13,771
Defined Cont Match (2017)	110-81458-41330		\$ -	\$ -	\$ -	\$ -	\$ -	\$ -	\$ -
UNEMPLOYMENT CLAIMS	110-81460-41330		\$ -	\$ -	\$ -	\$ -	\$ -	\$ -	\$ -
WORKERS COMPENSATION PREMIUMS	110-81470-41330		\$ 997	\$ 975	\$ 1,050	\$ 1,050	\$ 1,050	\$ 1,050	\$ 1,050
WORKERS COMPENSATION CLAIMS	110-81475-41330		\$ -	\$ 359	\$ -	\$ -	\$ -	\$ -	\$ -
Total Personnel			\$ 614,865	\$ 643,435	\$ 663,101	\$ 689,368	\$ 686,230	\$ 736,248	\$ 784,777
Operating									
MAILING & OUTBOUND SHIPPING SERVICES	110-82110-41330		\$ 29	\$ -	\$ 50	\$ 50	\$ 52	\$ 53	\$ 55
FREIGHT FOR INBOUND PURCHASED ITEMS	110-82120-41330		\$ -	\$ -	\$ -	\$ -	\$ -	\$ -	\$ -
VEHICLE LICENSES & TITLES	110-82130-41330		\$ -	\$ -	\$ -	\$ -	\$ -	\$ -	\$ -

FY 2027 Personnel, Operating, and Capital Budgets

Account Name	Account String	Itemizations	FY24 Actual	FY25 Actual	FY26 Budget	FY2026 EOY	FY2027 Budget	FY2028 Forecast	FY2029 Forecast
PRINTING & COPYING SERVICES, OUTSOURCED	110-82210-41330		\$ 60	\$ 120	\$ 100	\$ 75	\$ 100	\$ 100	\$ 100
TESTING & PHYSICALS	110-82250-41330		\$ -	\$ -	\$ -	\$ -	\$ -	\$ -	\$ -
UNIFORM RENTAL & SERVICES	110-82260-41330		\$ -	\$ -	\$ -	\$ -	\$ -	\$ -	\$ -
OTHER OPERATING SERVICES	110-82299-41330		\$ 116	\$ 116	\$ 150	\$ 150	\$ -	\$ -	\$ -
LEGAL NOTICES	110-82310-41330		\$ -	\$ -	\$ -	\$ -	\$ -	\$ -	\$ -
CITIZENS ACADEMIES	110-82330-41330		\$ 8,772	\$ 7,121	\$ 10,300	\$ 7,000	\$ 8,000	\$ 8,200	\$ 8,405
LEADERSHIP RETREATS	110-82340-41330		\$ -	\$ -	\$ -	\$ -	\$ -	\$ -	\$ -
DUES FOR MEMBERSHIPS	110-82350-41330		\$ 3,769	\$ 898	\$ 3,000	\$ 2,500	\$ 2,000	\$ 2,050	\$ 2,101
DUES FOR MEMBERSHIPS	110-82350-41330	3CMA and organization dues for five employees				\$ 2,500	\$ 2,000	\$ 2,050	\$ 2,101
PUBLIC RELATIONS & EDUCATION (CITY SPONSORED)	110-82360-41330		\$ 52,690	\$ 51,636	\$ 47,231	\$ 48,890	\$ 50,357	\$ 51,617	\$ 52,907
PUBLIC RELATIONS & EDUCATION (CITY SPONSORED)	110-82360-41330	Tree Lighting				\$ 40,000	\$ 41,200	\$ 42,230	\$ 43,286
PUBLIC RELATIONS & EDUCATION (CITY SPONSORED)	110-82360-41330	State of the City				\$ 3,000	\$ 3,090	\$ 3,167	\$ 3,246
PUBLIC RELATIONS & EDUCATION (CITY SPONSORED)	110-82360-41330	BMI/ASCAP/SESAC licenses				\$ 2,800	\$ 2,884	\$ 2,956	\$ 3,030
PUBLIC RELATIONS & EDUCATION (CITY SPONSORED)	110-82360-41330	Social Media Monitoring and Scheduling				\$ 1,030	\$ 1,061	\$ 1,088	\$ 1,115
PUBLIC RELATIONS & EDUCATION (CITY SPONSORED)	110-82360-41330	Advertising				\$ 1,030	\$ 1,061	\$ 1,088	\$ 1,115
PUBLIC RELATIONS & EDUCATION (CITY SPONSORED)	110-82360-41330	Graphics - video, social, web				\$ 1,030	\$ 1,061	\$ 1,088	\$ 1,115
PROMOTIONS & SPECIAL EVENTS (NOT CITY SPONSORED)	110-82370-41330		\$ 8,338	\$ 9,266	\$ 8,240	\$ 8,000	\$ 8,487	\$ 8,699	\$ 8,917
EMERGENCY RELIEF	110-82371-41330		\$ -	\$ -	\$ -	\$ -	\$ -	\$ -	\$ -
PUBLICATIONS, NON-TRAINING	110-82390-41330		\$ 372	\$ 988	\$ 670	\$ 1,395	\$ 690	\$ 707	\$ 725
TELEPHONE SERVICE	110-82450-41330		\$ 400	\$ 296	\$ -	\$ -	\$ -	\$ -	\$ -
CELLULAR TELEPHONE SERVICE	110-82455-41330		\$ 4,425	\$ 4,888	\$ 5,150	\$ 5,000	\$ 5,305	\$ 5,438	\$ 5,574
INTERNET & RELATED SERVICES	110-82470-41330		\$ -	\$ -	\$ -	\$ -	\$ -	\$ -	\$ -
COMPUTER SERVICES	110-82510-41330		\$ 618	\$ 35,097	\$ 14,853	\$ 14,935	\$ 30,930	\$ 31,706	\$ 32,494
COMPUTER SERVICES	110-82510-41330	Granicus website services				\$ 14,000	\$ 15,000	\$ 15,375	\$ 15,759
COMPUTER SERVICES	110-82510-41330	Sendgrid/E-notification System				\$ 515	\$ 240	\$ 246	\$ 252
COMPUTER SERVICES	110-82510-41330	Zoom Subscription				\$ 420	\$ 420	\$ 431	\$ 441
COMPUTER SERVICES	110-82510-41330	Critical Mention - Media Monitoring Service				\$ -	\$ 1,500	\$ 1,538	\$ 1,576
COMPUTER SERVICES	110-82510-41330	Story Blocks				\$ -	\$ 9,270	\$ 9,502	\$ 9,739
COMPUTER SERVICES	110-82510-41330	OptiSign				\$ -	\$ 1,500	\$ 1,538	\$ 1,576
COMPUTER SERVICES	110-82510-41330	Leightronics/Roku				\$ -	\$ 2,300	\$ 2,358	\$ 2,416
COMPUTER SERVICES	110-82510-41330	Telestream (Wirecast)				\$ -	\$ 200	\$ 205	\$ 210
COMPUTER SERVICES	110-82510-41330	Adobe				\$ -	\$ 500	\$ 513	\$ 525
CONSULTANT SERVICES	110-82560-41330		\$ 6,914	\$ 17,702	\$ 21,630	\$ 11,000	\$ -	\$ -	\$ -

FY 2027 Personnel, Operating, and Capital Budgets

Account Name	Account String	Itemizations	FY24 Actual	FY25 Actual	FY26 Budget	FY2026 EOY	FY2027 Budget	FY2028 Forecast	FY2029 Forecast
CONSULTANT SERVICES	110-82560-41330	Critical Mention - Media Monitoring Service				\$ 2,000	\$ -	\$ -	\$ -
CONSULTANT SERVICES	110-82560-41330	Story Blocks				\$ 9,000	\$ -	\$ -	\$ -
OTHER CONTRACTUAL SERVICES	110-82599-41330		\$ 19,517	\$ 7,188	\$ 3,090	\$ -	\$ -	\$ -	\$ -
OTHER CONTRACTUAL SERVICES	110-82599-41330	Miscellaneous expenses				\$ -	\$ -	\$ -	\$ -
VEHICLE REPAIR & MAINTENANCE SERVICES	110-82610-41330		\$ 990	\$ 1,034	\$ 1,000	\$ 500	\$ 1,030	\$ 1,056	\$ 1,082
EQUIPMENT REPAIR & MAINTENANCE SERVICES	110-82620-41330		\$ -	\$ -	\$ 100	\$ 100	\$ -	\$ -	\$ -
LANDSCAPING SERVICES	110-82652-41330		\$ -	\$ -	\$ -	\$ -	\$ -	\$ -	\$ -
EMPLOYEE RECOGNITION/RECEPTIONS	110-82750-41330		\$ -	\$ 629	\$ 150	\$ 100	\$ 155	\$ 159	\$ 163
TRAINING, OUTSIDE	110-82780-41330		\$ -	\$ -	\$ -	\$ -	\$ -	\$ -	\$ -
TRAINING, IN-HOUSE	110-82790-41330		\$ 50	\$ -	\$ 52	\$ -	\$ -	\$ -	\$ -
REGISTRATIONS	110-82810-41330		\$ 3,175	\$ 530	\$ 4,120	\$ 4,000	\$ 4,244	\$ 4,350	\$ 4,459
REGISTRATIONS	110-82810-41330	Professional Conferences for 5 employees including 3CMA and Social Media conferences				\$ 4,000	\$ 4,244	\$ 4,350	\$ 4,459
GROUND TRANSPORTATION (TRAVEL)	110-82820-41330		\$ 39	\$ 367	\$ 412	\$ 500	\$ 424	\$ 435	\$ 445
AIR TRAVEL	110-82830-41330		\$ 1,044	\$ 1,005	\$ 2,060	\$ 2,000	\$ 3,000	\$ 3,075	\$ 3,152
AIR TRAVEL	110-82830-41330	3 employees, 2 conference each (average)				\$ 2,000	\$ 3,000	\$ 3,075	\$ 3,152
LODGING	110-82840-41330		\$ -	\$ 2,412	\$ 4,120	\$ 3,500	\$ 3,000	\$ 3,075	\$ 3,152
LODGING	110-82840-41330	3 employees, 2 conferences each, 2 nights (average)				\$ 3,500	\$ 3,000	\$ 3,075	\$ 3,152
MEALS & FOOD (Travel)	110-82850-41330		\$ 88	\$ 431	\$ 1,442	\$ 1,400	\$ 600	\$ 615	\$ 630
MEALS & FOOD (Travel)	110-82850-41330	3 employees, 2 conferences each				\$ 1,400	\$ 600	\$ 615	\$ 630
OTHER TRAVEL EXPENSES	110-82890-41330		\$ -	\$ 200	\$ 206	\$ 200	\$ -	\$ -	\$ -
OFFICE SUPPLIES	110-83110-41330		\$ 1,137	\$ 3,548	\$ 2,060	\$ 2,000	\$ 2,122	\$ 2,175	\$ 2,229
OFFICE DÉCOR ITEMS (OTHER THAN FURNITURE)	110-83120-41330		\$ 187	\$ 104	\$ 100	\$ -	\$ 103	\$ 106	\$ 108
EMPLOYEE BENEVOLENCE ITEMS	110-83130-41330		\$ -	\$ -	\$ 100	\$ 70	\$ 103	\$ 106	\$ 108
MEALS & FOOD (Business)	110-83140-41330		\$ 2,617	\$ 4,323	\$ 2,060	\$ 2,100	\$ 2,122	\$ 2,175	\$ 2,229
TRAINING SUPPLIES	110-83210-41330		\$ -	\$ -	\$ 100	\$ 100	\$ -	\$ -	\$ -
MEDICAL SUPPLIES	110-83240-41330		\$ -	\$ -	\$ -	\$ -	\$ -	\$ -	\$ -
SAFETY SUPPLIES	110-83250-41330		\$ -	\$ -	\$ -	\$ -	\$ -	\$ -	\$ -
UNIFORMS PURCHASED	110-83260-41330		\$ -	\$ 35	\$ -	\$ -	\$ 500	\$ 513	\$ 525
UNIFORMS, SPECIALIZED	110-83265-41330		\$ 262	\$ -	\$ 412	\$ 400	\$ -	\$ -	\$ -
OTHER OPERATING SUPPLIES	110-83299-41330		\$ 600	\$ -	\$ 1,545	\$ 1,800	\$ -	\$ -	\$ -
GASOLINE & DIESEL FOR FLEET (BUSINESS)	110-83310-41330		\$ 166	\$ 251	\$ 412	\$ 400	\$ 424	\$ 435	\$ 445

FY 2027 Personnel, Operating, and Capital Budgets

Account Name	Account String	Itemizations	FY24 Actual	FY25 Actual	FY26 Budget	FY2026 EOY	FY2027 Budget	FY2028 Forecast	FY2029 Forecast
MILEAGE (BUSINESS)	110-83320-41330		\$ -	\$ -	\$ -	\$ -	\$ -	\$ -	\$ -
FURNITURE, FIXTURES (<\$50,000)	110-83510-41330		\$ -	\$ (12)	\$ 500	\$ 400	\$ 515	\$ 528	\$ 541
MACHINERY & EQUIPMENT (<\$50,000)	110-83530-41330		\$ 456	\$ 947	\$ 2,000	\$ 2,000	\$ 2,060	\$ 2,112	\$ 2,164
COMPUTER HARDWARE (<\$50,000)	110-83540-41330		\$ 12,217	\$ 4,070	\$ 5,000	\$ 6,986	\$ 12,100	\$ 13,700	\$ 12,100
COMPUTER HARDWARE (<\$50,000)	110-83540-41330	Public Outreach Supervisor Laptop Replacement (AD-L009)				\$ 6,986	\$ -	\$ 1,300	\$ -
COMPUTER HARDWARE (<\$50,000)	110-83540-41330	Franklin TV Desktop Replacement (AD-D009)				\$ -	\$ -	\$ 2,200	\$ -
COMPUTER HARDWARE (<\$50,000)	110-83540-41330	Franklin TV Desktop Replacement (AD-D010)				\$ -	\$ -	\$ 2,200	\$ -
COMPUTER HARDWARE (<\$50,000)	110-83540-41330	Franklin TV Desktop Replacement (AD-D011)				\$ -	\$ -	\$ 2,200	\$ -
COMPUTER HARDWARE (<\$50,000)	110-83540-41330	Communications Manager Desktop Replacement (AD-D014)				\$ -	\$ -	\$ 1,500	\$ -
COMPUTER HARDWARE (<\$50,000)	110-83540-41330	Public Outreach Supervisor Replace Desktop				\$ -	\$ -	\$ 1,500	\$ -
COMPUTER HARDWARE (<\$50,000)	110-83540-41330	Replace CA-D001 (Franklin TV Desktop)				\$ -	\$ -	\$ 1,500	\$ -
COMPUTER HARDWARE (<\$50,000)	110-83540-41330	Replace CA-L004				\$ -	\$ -	\$ 1,300	\$ -
COMPUTER HARDWARE (<\$50,000)	110-83540-41330	Replace AD-D020				\$ -	\$ 2,200	\$ -	\$ 2,200
COMPUTER HARDWARE (<\$50,000)	110-83540-41330	Replace AD-D021				\$ -	\$ 2,200	\$ -	\$ 2,200
COMPUTER HARDWARE (<\$50,000)	110-83540-41330	Replace AD-D022				\$ -	\$ 2,200	\$ -	\$ 2,200
COMPUTER HARDWARE (<\$50,000)	110-83540-41330	Replace AD-L030				\$ -	\$ 1,300	\$ -	\$ 1,300
COMPUTER HARDWARE (<\$50,000)	110-83540-41330	Replace AD-L031				\$ -	\$ 2,700	\$ -	\$ 2,700
COMPUTER HARDWARE (<\$50,000)	110-83540-41330	Replace AD-T021				\$ -	\$ 1,500	\$ -	\$ 1,500
COMPUTER SOFTWARE (<\$50,000)	110-83550-41330		\$ 789	\$ 5,359	\$ 5,331	\$ 5,300	\$ -	\$ -	\$ -
COMPUTER SOFTWARE (<\$50,000)	110-83550-41330	Base				\$ 5,300	\$ -	\$ -	\$ -
EQUIPMENT PARTS & SUPPLIES	110-83620-41330		\$ 8,047	\$ 2,769	\$ 1,545	\$ 1,500	\$ 1,591	\$ 1,631	\$ 1,672
BUILDING MAINTENANCE SUPPLIES	110-83660-41330		\$ -	\$ -	\$ -	\$ -	\$ -	\$ -	\$ -
FRANKLIN TV STUDIO PRODUCTION	110-84550-41330		\$ 5,914	\$ 4,229	\$ 2,060	\$ 1,999	\$ 2,122	\$ 2,175	\$ 2,229

FY 2027 Personnel, Operating, and Capital Budgets

Account Name	Account String	Itemizations	FY24 Actual	FY25 Actual	FY26 Budget	FY2026 EOY	FY2027 Budget	FY2028 Forecast	FY2029 Forecast
PROPERTY INSURANCE	110-85110-41330		\$ 1,599	\$ 1,659	\$ -	\$ -	\$ -	\$ -	\$ -
FRAUD INSURANCE	110-85111-41330		\$ -	\$ 16	\$ -	\$ -	\$ -	\$ -	\$ -
INLAND MARINE INSURANCE	110-85112-41330		\$ 154	\$ 163	\$ -	\$ -	\$ -	\$ -	\$ -
AUTO PHYSICAL DAMAGE INSURANCE	110-85113-41330		\$ 25	\$ 23	\$ -	\$ -	\$ -	\$ -	\$ -
LIABILITY INSURANCE	110-85115-41330		\$ 5,131	\$ 5,203	\$ -	\$ -	\$ -	\$ -	\$ -
E&O LIABILITY INSURANCE	110-85116-41330		\$ -	\$ 866	\$ -	\$ -	\$ -	\$ -	\$ -
VEHICLE LIABILITY INSURANCE	110-85117-41330		\$ 2,302	\$ 353	\$ -	\$ -	\$ -	\$ -	\$ -
LAW ENFORCEMENT LIABILITY INSURANCE	110-85118-41330		\$ -	\$ -	\$ -	\$ -	\$ -	\$ -	\$ -
UMBRELLA LIABILITY INSURANCE	110-85119-41330		\$ 353	\$ 422	\$ -	\$ -	\$ -	\$ -	\$ -
PROPERTY CLAIMS/DEDUCTIBLES	110-85120-41330		\$ -	\$ -	\$ -	\$ -	\$ -	\$ -	\$ -
VEHICLE LIABILITY CLAIMS/DEDUCTIBLES	110-85127-41330		\$ -	\$ -	\$ -	\$ -	\$ -	\$ -	\$ -
EQUIPMENT RENTAL & LEASES	110-85240-41330		\$ -	\$ -	\$ -	\$ -	\$ -	\$ -	\$ -
PERMITS	110-85310-41330		\$ -	\$ -	\$ -	\$ -	\$ -	\$ -	\$ -
E-COMMERCE FEES	110-85530-41330		\$ -	\$ -	\$ -	\$ -	\$ -	\$ -	\$ -
MISCELLANEOUS	110-85990-41330		\$ -	\$ 84	\$ -	\$ -	\$ -	\$ -	\$ -
LEASE/LOAN PRINCIPAL	110-86600-41330		\$ -	\$ -	\$ 31,000	\$ 31,000	\$ -	\$ -	\$ -
LEASE/LOAN INTEREST	110-86700-41330		\$ -	\$ -	\$ -	\$ -	\$ -	\$ -	\$ -
Total Operating w/o Interfund Transfers			\$ 153,361	\$ 176,335	\$ 182,351	\$ 167,350	\$ 142,136	\$ 146,991	\$ 148,711
REIMBURSEMENT OF INTERFUND SERVICES	110-87510-41330		\$ (46,451)	\$ (46,451)	\$ (57,603)	\$ (57,603)	\$ (57,603)	\$ (57,603)	\$ (57,603)
Total Operating			\$ 106,910	\$ 129,884	\$ 124,748	\$ 109,747	\$ 84,533	\$ 89,388	\$ 91,108
Capital									
Comp Software-Leased (>\$50,000)	110-89551-41330		\$ -	\$ -	\$ -	\$ -	\$ -	\$ -	\$ -
Total Capital			\$ -	\$ -	\$ -	\$ -	\$ -	\$ -	\$ -
Total Budget			\$ 721,775	\$ 773,319	\$ 787,849	\$ 799,115	\$ 770,763	\$ 825,636	\$ 875,885



HISTORIC
FRANKLIN
TENNESSEE

FY 2027 Operating Budget

Budget and Performance

Michael Walters Young, Chief Budget & Performance Officer

Departmental Summary

The Office of Budget and Performance serves to lead the City's ongoing budgeting, innovation and operational performance efforts. The primary functions are: 1) to supervise all aspects of the City's Annual Operating and Capital Budgeting processes, 2) provide ongoing support and analysis for the City's long-range Capital Investment Plan along with the Engineering Department, 3) spearhead benchmarking and operational performance measurement efforts for the City of Franklin, 4) oversee and shepherd the City's Strategic Plan, FranklinForward, 5) conduct regular Citizen's Surveys of the City's population, 6) identify process improvement opportunities in City functions, and 7) with the Finance Department, provide long-range financial planning and modeling.

FY 2027 Outlook

Building on our successes of the past year, in FY 2027, the Office of Budget & Performance looks to:

- Implement and monitor the FY 2027 Annual Operating Budget and provide primary support for the FY 2028 Annual Operating Budget process
- Integrate the updated Strategic Plan into all aspects of City Operations
- Create an integrated approach for performance measurement, City-wide priorities, Franklin Indicator Tracking ("FIT") Five measures, and the Strategic Plan
- Continue efforts to streamline and enhance capital planning throughout the City
- Develop communication tools to enhance transparency in public budgeting and finance
- Support Administration in ongoing Cost of Service and special projects.

Performance Measures & Strategic Plan

The City of Franklin is in process of revising its Strategic Plan. First established in 2013, the City of Franklin Strategic Plan has specific and demonstrable objectives for each department which, when achieved individually, will cohesively move Franklin forward to meet the challenges and demands of the future.

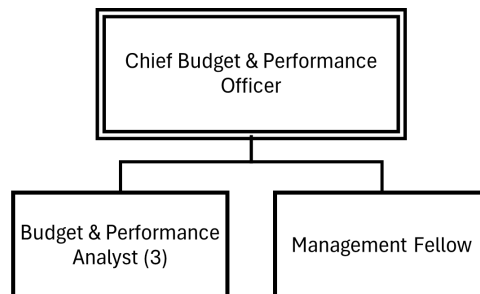
The new strategic plan has six major goals. They include:



Each budget has a series of performance measures and benchmarks attached to it which demonstrate the workload, effectiveness and outcome of taxpayer support for the annual operations of the City of Franklin and its pursuit of the goals of the Strategic Plan. Together, these measures demonstrate a proper and diligent use of taxpayer dollars in the pursuit of a greater community.

Specific departmental strategic plan measures will be refined as the budget process continues.

Organizational Chart



Staffing by Position

Budgeted Positions	Pay Grade	FY 2023		FY 2024		FY 2025		FY 2026		FY 2027	
		F-T	P-T	F-T	P-T	F-T	P-T	F-T	P-T	F-T	P-T
Chief Budget & Performance Officer	L	0	0	0	0	1	0	1	0	1	0
Budget & Performance Analyst	I	0	0	0	0	3	0	3	0	3	0
Management Fellow	E	0	0	0	0	1	0	1	0	1	0
Total Authorized Positions		0	0	0	0	5	0	5	0	5	0

Budget Summary

Budgeting & Performance

	ACTUAL 2024	ACTUAL 2025	BUDGET 2026	EOY 2026	BUDGET 2027		
	FY2024	FY2025	FY2026	FY2026	FY2027	26 v. 27 Difference \$	26 v. 27 Difference %
Expenses							
110 - GENERAL FUND							
PERSONNEL							
PERSONNEL (81000)	-	\$562,087	\$588,896	\$607,110	\$600,691	\$11,795	2.0%
PERSONNEL TOTAL	-	\$562,087	\$588,896	\$607,110	\$600,691	\$11,795	2.0%
OPERATIONS							
SERVICES (82000)	-	\$16,415	\$29,530	\$22,031	\$27,025	(\$2,505)	(8.5%)
SUPPLIES (83000)	-	\$6,633	\$5,150	\$4,313	\$4,800	(\$350)	(6.8%)
BUSINESS EXPENSES (85000)	-	\$4,468	-	\$0	\$0	\$0	-
DEBT SERVICE (86000)	-	-	-	\$0	\$0	\$0	-
REIMBURSEMENT OF EXPENDITURES (87500)	-	-	(\$139,558)	(\$139,558)	(\$139,558)	\$0	0.0%
OPERATIONS TOTAL	-	\$27,515	(\$104,878)	(\$113,214)	(\$107,733)	(\$2,855)	2.7%
CAPITAL							
CAPITAL ASSETS (89000)	-	-	-	\$0	\$0	\$0	-
CAPITAL TOTAL	-	-	-	\$0	\$0	\$0	-
110 - GENERAL FUND TOTAL	-	\$589,602	\$484,018	\$493,896	\$492,958	\$8,940	1.9%
EXPENSES TOTAL	-	\$589,602	\$484,018	\$493,896	\$492,958	\$8,940	1.9%

FY 2027 Personnel, Operating, and Capital Budgets

Account Name	Account String	Itemizations	FY24 Actual	FY25 Actual	FY26 Budget	FY2026 EOY	FY2027 Budget	FY2028 Forecast	FY2029 Forecast
Personnel									
REGULAR PAY	110-81110-41370		\$ -	\$ 437,311	\$ 469,808	\$ 469,876	\$ 469,988	\$ 518,414	\$ 543,431
FAMILY LEAVE PAY	110-81113-41370		\$ -	\$ -	\$ -	\$ -	\$ -	\$ -	\$ -
OVERTIME PAY	110-81120-41370		\$ -	\$ -	\$ -	\$ -	\$ -	\$ -	\$ -
TEMPORARY WORK BY NON-CITY EMPLOYEES	110-81150-41370		\$ -	\$ -	\$ -	\$ -	\$ -	\$ -	\$ -
VACANCY ADJUSTMENT	110-81199-41370		\$ -	\$ -	\$ (15,387)	\$ -	\$ (16,450)	\$ (18,145)	\$ (19,020)
FICA (EMPLOYER'S SHARE)	110-81410-41370		\$ -	\$ 31,844	\$ 35,302	\$ 37,731	\$ 39,667	\$ 41,661	\$ 35,302
MEDICAL PREMIUMS	110-81420-41370		\$ -	\$ 63,839	\$ 70,706	\$ 65,279	\$ 71,538	\$ 78,692	\$ 86,561
NEAR-SITE CLINIC (URGENT TEAM)	110-81422-41370		\$ -	\$ 2,031	\$ 2,160	\$ 2,160	\$ 2,160	\$ 2,160	\$ 2,160
VISION PREMIUMS	110-81425-41370		\$ -	\$ 477	\$ 530	\$ 481	\$ 506	\$ 531	\$ 557
DENTAL INSURANCE PREMIUMS	110-81430-41370		\$ -	\$ 2,562	\$ 2,840	\$ 2,582	\$ 2,711	\$ 2,847	\$ 2,989
FSA ADMINISTRATION FEES	110-81431-41370		\$ -	\$ 70	\$ 84	\$ 77	\$ 81	\$ 85	\$ 90
GROUP INSURANCE PREMIUMS	110-81433-41370		\$ -	\$ 2,165	\$ 2,689	\$ 2,929	\$ 2,967	\$ 2,926	\$ 420
EE MEDICAL INSURANCE CONTRIBUTIONS	110-81440-41370		\$ -	\$ (12,398)	\$ (14,635)	\$ (12,819)	\$ (14,052)	\$ (15,457)	\$ (17,002)
CONTRIBUTIONS TO HEALTH SAVINGS ACCOUNT	110-81441-41370		\$ -	\$ 1,800	\$ 1,200	\$ 2,400	\$ 2,400	\$ 2,400	\$ 2,400
EE DENTAL INSURANCE CONTRIBUTIONS	110-81443-41370		\$ -	\$ (479)	\$ (528)	\$ (504)	\$ (529)	\$ (555)	\$ (583)
EE VISION INSURANCE CONTRIBUTIONS	110-81444-41370		\$ -	\$ (88)	\$ (98)	\$ (93)	\$ (69)	\$ (73)	\$ (108)
RETIREMENT HEALTH SAVINGS ACCOUNTS	110-81445-41370		\$ -	\$ -	\$ -	\$ -	\$ -	\$ -	\$ -
RETIREMENT CONTRIBUTIONS	110-81450-41370		\$ -	\$ -	\$ -	\$ -	\$ -	\$ -	\$ -
DEFINED CONTRIBUTION MATCH (CLOSED)	110-81455-41370		\$ -	\$ 6,619	\$ 6,609	\$ 6,600	\$ 6,930	\$ 7,277	\$ 7,641
DEFINED CONTRIBUTION MATCH (TCRS)	110-81456-41370		\$ -	\$ 23,214	\$ 22,855	\$ 24,656	\$ 25,887	\$ 27,193	\$ 28,573
Defined Cont Match (2017)	110-81458-41370		\$ -	\$ 1,898	\$ 3,611	\$ 4,605	\$ 5,806	\$ 6,104	\$ 6,403
UNEMPLOYMENT CLAIMS	110-81460-41370		\$ -	\$ -	\$ -	\$ -	\$ -	\$ -	\$ -
WORKERS COMPENSATION PREMIUMS	110-81470-41370		\$ -	\$ 906	\$ 1,000	\$ 1,000	\$ 1,000	\$ 1,000	\$ 1,000
WORKERS COMPENSATION CLAIMS	110-81475-41370		\$ -	\$ 318	\$ 150	\$ 150	\$ 150	\$ 150	\$ 150
Total Personnel			\$ -	\$ 562,087	\$ 588,896	\$ 607,110	\$ 600,691	\$ 657,210	\$ 680,964
Operating									
MAILING & OUTBOUND SHIPPING SERVICES	110-82110-41370		\$ -	\$ -	\$ 100	\$ 100	\$ 100	\$ 100	\$ 100
FREIGHT FOR INBOUND PURCHASED ITEMS	110-82120-41370		\$ -	\$ -	\$ -	\$ -	\$ -	\$ -	\$ -

FY 2027 Personnel, Operating, and Capital Budgets

Account Name	Account String	Itemizations	FY24 Actual	FY25 Actual	FY26 Budget	FY2026 EOY	FY2027 Budget	FY2028 Forecast	FY2029 Forecast
PRINTING & COPYING SERVICES, OUTSOURCED	110-82210-41370		\$ -	\$ 684	\$ 1,000	\$ 1,400	\$ 1,400	\$ 1,000	\$ 1,000
ARCHIVING/RECORDS MANAGEMENT SERVICES	110-82230-41370		\$ -	\$ -	\$ -	\$ -	\$ -	\$ -	\$ -
TESTING & PHYSICALS	110-82250-41370		\$ -	\$ -	\$ 100	\$ 400	\$ 200	\$ 200	\$ 200
OTHER OPERATING SERVICES	110-82299-41370		\$ -	\$ -	\$ 50	\$ 50	\$ -	\$ -	\$ -
LEGAL NOTICES	110-82310-41370		\$ -	\$ 200	\$ 20	\$ 250	\$ 100	\$ 100	\$ 100
DUES FOR MEMBERSHIPS	110-82350-41370		\$ -	\$ 2,076	\$ 4,160	\$ 2,581	\$ 2,775	\$ 3,080	\$ 3,385
DUES FOR MEMBERSHIPS	110-82350-41370	CBPO ICMA Dues				\$ 931	\$ 950	\$ 1,000	\$ 1,050
DUES FOR MEMBERSHIPS	110-82350-41370	CBPO TCMA Dues				\$ 350	\$ 350	\$ 400	\$ 450
DUES FOR MEMBERSHIPS	110-82350-41370	CBPO TGFOA Dues				\$ 30	\$ 30	\$ 35	\$ 40
DUES FOR MEMBERSHIPS	110-82350-41370	CBPO GFOA Dues				\$ 175	\$ 175	\$ 200	\$ 225
DUES FOR MEMBERSHIPS	110-82350-41370	PWOA ICMA Dues				\$ 200	\$ 200	\$ 250	\$ 300
DUES FOR MEMBERSHIPS	110-82350-41370	PWOA TGFOA Dues				\$ 30	\$ 30	\$ 35	\$ 40
DUES FOR MEMBERSHIPS	110-82350-41370	DSOA ICMA Dues				\$ 200	\$ 200	\$ 250	\$ 300
DUES FOR MEMBERSHIPS	110-82350-41370	DSOA TGFOA Dues				\$ 30	\$ 30	\$ 35	\$ 40
DUES FOR MEMBERSHIPS	110-82350-41370	Management Fellow ICMA Dues				\$ -	\$ 25	\$ 30	\$ 35
DUES FOR MEMBERSHIPS	110-82350-41370	Management Fellow TCMA Dues (Academic Member)				\$ -	\$ 150	\$ 175	\$ 200
DUES FOR MEMBERSHIPS	110-82350-41370	Management Fellow TGFOA Dues				\$ 30	\$ 30	\$ 35	\$ 40
DUES FOR MEMBERSHIPS	110-82350-41370	Financial Analyst TGFOA Dues				\$ 30	\$ 30	\$ 35	\$ 40
DUES FOR MEMBERSHIPS	110-82350-41370	GFOA Budget Award Submission				\$ 575	\$ 575	\$ 600	\$ 625
PROFESSIONAL STANDARDS / ACCREDITATION	110-82355-41370		\$ -	\$ -	\$ -	\$ -	\$ -	\$ -	\$ -
EMERGENCY RELIEF	110-82371-41370		\$ -	\$ -	\$ -	\$ -	\$ -	\$ -	\$ -
PUBLICATIONS, NON-TRAINING	110-82390-41370		\$ -	\$ -	\$ 550	\$ 250	\$ 250	\$ 250	\$ 250
TELEPHONE SERVICE	110-82450-41370		\$ -	\$ 137	\$ -	\$ -	\$ -	\$ -	\$ -
CELLULAR TELEPHONE SERVICE	110-82455-41370		\$ -	\$ 563	\$ 650	\$ 600	\$ 650	\$ 675	\$ 700
INTERNET & RELATED SERVICES	110-82470-41370		\$ -	\$ 606	\$ -	\$ -	\$ -	\$ -	\$ -
CONNECTION CHARGES	110-82483-41370		\$ -	\$ -	\$ -	\$ -	\$ -	\$ -	\$ -
COMPUTER SERVICES	110-82510-41370		\$ -	\$ 457	\$ -	\$ 650	\$ 650	\$ 650	\$ 650
LEGAL SERVICES	110-82520-41370		\$ -	\$ -	\$ -	\$ -	\$ -	\$ -	\$ -
AUDIT SERVICES	110-82530-41370		\$ -	\$ -	\$ -	\$ -	\$ -	\$ -	\$ -
CONSULTANT SERVICES	110-82560-41370		\$ -	\$ -	\$ -	\$ -	\$ -	\$ -	\$ -
OTHER CONSULTANT/PASS THROUGH	110-82570-41370		\$ -	\$ -	\$ -	\$ -	\$ -	\$ -	\$ -
OTHER CONTRACTUAL SERVICES	110-82599-41370		\$ -	\$ -	\$ -	\$ -	\$ -	\$ -	\$ -
VEHICLE REPAIR & MAINTENANCE SERVICES	110-82610-41370		\$ -	\$ -	\$ -	\$ -	\$ -	\$ -	\$ -
EQUIPMENT REPAIR & MAINTENANCE SERVICES	110-82620-41370		\$ -	\$ -	\$ 100	\$ -	\$ 100	\$ -	\$ -
EMPLOYEE RECOGNITION/RECEPTIONS	110-82750-41370		\$ -	\$ -	\$ 500	\$ 100	\$ 250	\$ 250	\$ 250

FY 2027 Personnel, Operating, and Capital Budgets

Account Name	Account String	Itemizations	FY24 Actual	FY25 Actual	FY26 Budget	FY2026 EOY	FY2027 Budget	FY2028 Forecast	FY2029 Forecast
TRAINING, OUTSIDE	110-82780-41370		\$ -	\$ 855	\$ 1,000	\$ -	\$ 1,000	\$ -	\$ -
TRAINING, IN-HOUSE	110-82790-41370		\$ -	\$ -	\$ -	\$ -	\$ -	\$ -	\$ -
REGISTRATIONS	110-82810-41370		\$ -	\$ 3,655	\$ 7,800	\$ 3,850	\$ 7,800	\$ 8,400	\$ 9,000
REGISTRATIONS	110-82810-41370	CBPO ICMA Conference				\$ 550	\$ 600	\$ 650	\$ 700
REGISTRATIONS	110-82810-41370	CBPO TCMA Conference (\$250x2)				\$ 500	\$ 500	\$ 550	\$ 600
REGISTRATIONS	110-82810-41370	CBPO TGFOA Fall Conference				\$ 200	\$ 200	\$ 250	\$ 300
REGISTRATIONS	110-82810-41370	Financial Analyst OpenGov Conference				\$ -	\$ 1,500	\$ 1,500	\$ 1,500
REGISTRATIONS	110-82810-41370	Financial Analyst TGFOA Fall Conference				\$ 200	\$ 200	\$ 250	\$ 300
REGISTRATIONS	110-82810-41370	PWOA OpenGov Conference				\$ -	\$ 1,500	\$ 1,500	\$ 1,500
REGISTRATIONS	110-82810-41370	PWOA TGFOA Fall Conference				\$ 200	\$ 200	\$ 250	\$ 300
REGISTRATIONS	110-82810-41370	PWOA TCMA Conference (x1)				\$ 250	\$ 500	\$ 550	\$ 600
REGISTRATIONS	110-82810-41370	DSOA ICMA Conference				\$ 550	\$ 600	\$ 650	\$ 700
REGISTRATIONS	110-82810-41370	DSOA TCMA Conference (x1)				\$ 500	\$ 500	\$ 550	\$ 600
REGISTRATIONS	110-82810-41370	DSOA TGFOA Fall Conference				\$ 200	\$ 200	\$ 250	\$ 300
REGISTRATIONS	110-82810-41370	Management Fellow ICMA Conference				\$ -	\$ 600	\$ 650	\$ 700
REGISTRATIONS	110-82810-41370	Management Fellow TCMA Conference (x2)				\$ 500	\$ 500	\$ 550	\$ 600
REGISTRATIONS	110-82810-41370	Management Fellow TGFOA Fall Conference				\$ 200	\$ 200	\$ 250	\$ 300
GROUND TRANSPORTATION (TRAVEL)	110-82820-41370		\$ -	\$ 545	\$ 500	\$ 1,300	\$ 1,000	\$ -	\$ -
AIR TRAVEL	110-82830-41370		\$ -	\$ 1,328	\$ 3,500	\$ 2,500	\$ 2,500	\$ 2,500	\$ 2,500
AIR TRAVEL	110-82830-41370	Base (5 out of state conferences x \$500)				\$ 2,500	\$ 2,500	\$ 2,500	\$ 2,500
LODGING	110-82840-41370		\$ -	\$ 5,008	\$ 7,500	\$ 7,500	\$ 7,500	\$ 7,500	\$ 7,500
LODGING	110-82840-41370	Base (30 nights of hotel stays in-state/out-of-state x \$250/night)				\$ 7,500	\$ 7,500	\$ 7,500	\$ 7,500
MEALS & FOOD (Travel)	110-82850-41370		\$ -	\$ 301	\$ 2,000	\$ 500	\$ 750	\$ 1,000	\$ 1,000
OTHER TRAVEL EXPENSES	110-82890-41370		\$ -	\$ -	\$ -	\$ -	\$ -	\$ -	\$ -
OFFICE SUPPLIES	110-83110-41370		\$ -	\$ 1,332	\$ 750	\$ 750	\$ 750	\$ 750	\$ 750
OFFICE DÉCOR ITEMS (OTHER THAN FURNITURE)	110-83120-41370		\$ -	\$ -	\$ -	\$ -	\$ -	\$ -	\$ -
EMPLOYEE BENEVOLENCE ITEMS	110-83130-41370		\$ -	\$ -	\$ 100	\$ 100	\$ 100	\$ 100	\$ 100
MEALS & FOOD (Business)	110-83140-41370		\$ -	\$ 658	\$ 900	\$ 1,600	\$ 1,600	\$ 1,600	\$ 1,600
MEALS & FOOD (Business)	110-83140-41370	Base (\$100 x 5 employees)				\$ 500	\$ 500	\$ 500	\$ 500
MEALS & FOOD (Business)	110-83140-41370	Snacks				\$ 500	\$ 500	\$ 500	\$ 500
MEALS & FOOD (Business)	110-83140-41370	Quarterly Check Ins w/ City Administrator				\$ 600	\$ 600	\$ 600	\$ 600
TRAINING SUPPLIES	110-83210-41370		\$ -	\$ -	\$ -	\$ -	\$ -	\$ -	\$ -

FY 2027 Personnel, Operating, and Capital Budgets

Account Name	Account String	Itemizations	FY24 Actual	FY25 Actual	FY26 Budget	FY2026 EOY	FY2027 Budget	FY2028 Forecast	FY2029 Forecast
UNIFORMS PURCHASED	110-83260-41370		\$ -	\$ 430	\$ 500	\$ 500	\$ 500	\$ 500	\$ 500
OTHER OPERATING SUPPLIES	110-83299-41370		\$ -	\$ -	\$ -	\$ -	\$ -	\$ -	\$ -
GASOLINE & DIESEL FOR FLEET (BUSINESS)	110-83310-41370		\$ -	\$ -	\$ -	\$ -	\$ -	\$ -	\$ -
MILEAGE (BUSINESS)	110-83320-41370		\$ -	\$ -	\$ -	\$ -	\$ -	\$ -	\$ -
FURNITURE, FIXTURES (<\$50,000)	110-83510-41370		\$ -	\$ -	\$ 500	\$ -	\$ 250	\$ 500	\$ 500
MACHINERY & EQUIPMENT (<\$50,000)	110-83530-41370		\$ -	\$ -	\$ -	\$ -	\$ -	\$ -	\$ -
COMPUTER HARDWARE (<\$50,000)	110-83540-41370		\$ -	\$ 3,603	\$ 2,000	\$ 1,163	\$ 1,200	\$ 3,600	\$ 1,200
COMPUTER HARDWARE (<\$50,000)	110-83540-41370	CBPO				\$ -	\$ -	\$ 1,200	\$ -
COMPUTER HARDWARE (<\$50,000)	110-83540-41370	DSOA				\$ -	\$ -	\$ 1,200	\$ -
COMPUTER HARDWARE (<\$50,000)	110-83540-41370	PWOA				\$ 1,163	\$ -	\$ -	\$ 1,200
COMPUTER HARDWARE (<\$50,000)	110-83540-41370	Financial Analyst				\$ -	\$ -	\$ 1,200	\$ -
COMPUTER HARDWARE (<\$50,000)	110-83540-41370	Management Fellow				\$ -	\$ 1,200	\$ -	\$ -
COMPUTER SOFTWARE (<\$50,000)	110-83550-41370		\$ -	\$ 609	\$ 400	\$ 200	\$ 400	\$ 400	\$ 400
EQUIPMENT PARTS & SUPPLIES	110-83620-41370		\$ -	\$ -	\$ -	\$ -	\$ -	\$ -	\$ -
BUILDING MAINTENANCE SUPPLIES	110-83660-41370		\$ -	\$ -	\$ -	\$ -	\$ -	\$ -	\$ -
PROPERTY INSURANCE	110-85110-41370		\$ -	\$ 1,659	\$ -	\$ -	\$ -	\$ -	\$ -
FRAUD INSURANCE	110-85111-41370		\$ -	\$ 14	\$ -	\$ -	\$ -	\$ -	\$ -
INLAND MARINE INSURANCE	110-85112-41370		\$ -	\$ -	\$ -	\$ -	\$ -	\$ -	\$ -
AUTO PHYSICAL DAMAGE INSURANCE	110-85113-41370		\$ -	\$ -	\$ -	\$ -	\$ -	\$ -	\$ -
LIABILITY INSURANCE	110-85115-41370		\$ -	\$ 1,637	\$ -	\$ -	\$ -	\$ -	\$ -
E&O LIABILITY INSURANCE	110-85116-41370		\$ -	\$ 778	\$ -	\$ -	\$ -	\$ -	\$ -
VEHICLE LIABILITY INSURANCE	110-85117-41370		\$ -	\$ -	\$ -	\$ -	\$ -	\$ -	\$ -
UMBRELLA LIABILITY INSURANCE	110-85119-41370		\$ -	\$ 380	\$ -	\$ -	\$ -	\$ -	\$ -
PROPERTY CLAIMS/DEDUCTIBLES	110-85120-41370		\$ -	\$ -	\$ -	\$ -	\$ -	\$ -	\$ -
SURETY/NOTARY COSTS	110-85140-41370		\$ -	\$ -	\$ -	\$ -	\$ -	\$ -	\$ -
STATE FEES	110-85320-41370		\$ -	\$ -	\$ -	\$ -	\$ -	\$ -	\$ -
BANKING FEES	110-85510-41370		\$ -	\$ -	\$ -	\$ -	\$ -	\$ -	\$ -
INVESTMENT FEES	110-85520-41370		\$ -	\$ -	\$ -	\$ -	\$ -	\$ -	\$ -
FINANCIAL ADVISOR FEES	110-85525-41370		\$ -	\$ -	\$ -	\$ -	\$ -	\$ -	\$ -
E-COMMERCE FEES	110-85530-41370		\$ -	\$ -	\$ -	\$ -	\$ -	\$ -	\$ -

FY 2027 Personnel, Operating, and Capital Budgets

Account Name	Account String	Itemizations	FY24 Actual	FY25 Actual	FY26 Budget	FY2026 EOY	FY2027 Budget	FY2028 Forecast	FY2029 Forecast
CASH SHORT/OVER	110-85550-41370		\$ -	\$ -	\$ -	\$ -	\$ -	\$ -	\$ -
LATE CHARGES	110-85580-41370		\$ -	\$ -	\$ -	\$ -	\$ -	\$ -	\$ -
MISCELLANEOUS	110-85990-41370		\$ -	\$ -	\$ -	\$ -	\$ -	\$ -	\$ -
LEASE/LOAN PRINCIPAL	110-86600-41370		\$ -	\$ -	\$ -	\$ -	\$ -	\$ -	\$ -
Comp Software-Leased (>\$50,000)	110-89551-41370		\$ -	\$ -	\$ -	\$ -	\$ -	\$ -	\$ -
Total Operating w/o Interfund Transfers			\$ -	\$ 27,515	\$ 34,680	\$ 26,344	\$ 31,825	\$ 33,155	\$ 31,685
REIMBURSEMENT OF INTERFUND SERVICES	110-87510-41500		\$ -	\$ -	\$ (139,558)	\$ (139,558)	\$ (139,558)	\$ (139,558)	\$ (139,558)
Total Operating			\$ -	\$ 27,515	\$ (104,878)	\$ (113,214)	\$ (107,733)	\$ (106,403)	\$ (107,873)
Capital									
Comp Software-Leased (>\$50,000)	110-89551-41370		\$ -	\$ -	\$ -	\$ -	\$ -	\$ -	\$ -
Total Capital			\$ -	\$ -	\$ -	\$ -	\$ -	\$ -	\$ -
Total Budget			\$ -	\$ 589,602	\$ 484,018	\$ 493,896	\$ 492,958	\$ 550,807	\$ 573,091



Program Enhancement Summary Form

Department/Division:

Priority	Fund	FTE	Title	Compensation	Benefits	Operating	Capital	Total FY27	Strategic Plan Alignment	One Time Future FY Costs	Recurring Costs
1	110	0	OpenGov Performance Measurement Add-on			\$ 40,000		\$ 40,000	Fiscally Sound		\$ 40,000
								\$ -			
								\$ -			
								\$ -			
								\$ -			
								\$ -			
								\$ -			
								\$ -			
								\$ -			
								\$ -			
								\$ -			
								\$ -			
Totals				\$ -	\$ -	\$ 40,000	\$ -	\$ 40,000	\$ -	\$ -	\$ 40,000

FranklinForward Requested Allocations for the Upcoming Budget Year

	A Safe, Clean Livable City	\$ -
	Sustainable Growth & Economic Vitality	\$ -
	Fiscally Sound	\$ 40,000
	Quality Life Experiences	\$ -
	Organizational Health	\$ -
	Operational Excellence	\$ -
Total Franklin Forward Allocations		\$ 40,000

	Function	Requested Amount
	Personnel	\$ -
	Operations	\$ 40,000
	Capital (Vehicles, Equipment, Buildings, etc.)	\$ -
Total		\$ 40,000



Program Enhancement Request Form - Operating and Capital (PER-OC)

Use this form to support your request for operating and capital purchases.

Budget Year:
 Intended Year:
 Priority: of

Department-Division:

FranklinForward Theme:

Title of Request:

Requested Funding			
Account Description	FY2027 Costs	One Time Future FY Costs	Recurring Costs
Operating Expenses			
82510 COMPUTER SERVICES	\$ 40,000		\$ 40,000
Capital Expenses			
Total Cost	\$ 40,000	\$ -	\$ 40,000

Purpose (Description) and Service Implication (if the request is not funded)

While the City has made great strides in increasing accessibility of budget materials through the implementation of OpenGov, measuring and reporting on performance measures continues to be a manual and time consuming process for all departments. This PER will enhance OpenGov functionality by allow us to automate most performance measures, increase reporting frequency and reduce manual entry. Doing this will help streamline the departmental submission process and increase efficiency during all budget related meetings. This will also help us to reinforce the Strategic Plan throughout the budget process and throughout the year.



File #: 21-01394

DATE: 2/19/2026
TO: Budget & Finance Committee
FROM: Margaret Wilson, Finance Director

SUBJECT:

Financial Report For 1st Quarter Of FY 2026

PURPOSE:

The purpose of this memorandum is to provide information to the Franklin Budget and Finance Committee concerning the financial state of the City as of September 30, 2025.

BACKGROUND/STAFF COMMENTS:

The quarterly report is provided to the Budget & Finance Committee in order to keep the committee apprised of financial performance, and comparison of performance to budget.

FINANCIAL IMPACT:

N/A

RECOMMENDATION:

The Report is for information only.



CITY OF FRANKLIN



1ST QUARTER REPORT

FY 2026

Excellence Innovation Teamwork Integrity Action-Oriented

TABLE OF CONTENTS

Executive Summary	1
All Funds Summary	2
General Fund	3
General Fund (cont.)	4
General Fund (cont.)	5
Street Aid Fund	6
Sanitation Fund	7
Sanitation Fund (cont.)	8
Road Impact Fund	9
Facilities Tax Fund	10
County Facilities Tax Fund	11
Stormwater Fund	12
Drug Fund	13
Hotel/Motel Tax Fund	14
Parkland Dedication Fund	15
Transit Fund	16
CDBG Fund	17
Debt Service Fund	18
Capital Projects Fund 310 (Multi-Purpose)	19
Capital Projects Fund 310 (Multi-Purpose) (cont.)	20
Capital Projects Fund 313 (2025 Bonds)	21
Capital Projects Fund 314 (2026 Bonds)	22
Fleet Replacement Fund 350	23
Water/Sewer	24
Water/Sewer (cont.)	25
Water/Sewer (cont.)	26
On the Horizon	27

CITY OF FRANKLIN – 1ST QUARTER REPORT 2026

Executive Summary

Quarter Ended September 30, 2025

- Consistent with 1st quarters, the General Fund shows a current year deficit, as property tax billings do not occur until the 2nd quarter (October 1).
- In the General Fund, local sales taxes are 5.0% higher than last year.
- For development fees that are dependent on timing and type of development are being compared to FY 2025:
 - building permit revenue is 30.7% lower than previous year.
 - road impact fees are 50.6% lower than last year.
 - facilities taxes are 48.7% lower than last year.
- In the Street Aid Fund, gasoline taxes are equivalent to last year.
- Hotel/Motel taxes are 4.9% lower.
- For almost all funds, Interest Income is lower in FY2026 due to a lower earnings rate on the City's investment portfolio and a reduced portfolio size as capital projects are completed or under construction.
- The Capital Projects Fund 314 (2026 GO Bond) is expected to be issued in the third quarter of FY 2026.



CITY OF FRANKLIN – 1ST QUARTER REPORT 2026

All Funds Summary

Fund	Beg Fund Balance	Revenue	Expenditures	End Fund Balance	Change	Fund Summary on Page
General	\$89,483,990	\$24,219,378	\$37,703,359	\$76,000,009	(\$13,483,981)	3
Street Aid	\$575,999	\$1,354,567	\$980,216	\$950,350	\$374,351	6
Sanitation & Envir. Services.	\$2,351,838	\$3,380,822	\$3,727,277	\$2,005,383	(\$346,455)	7
Road Impact	\$17,703,992	\$963,066	\$1,134,533	\$17,532,525	(\$171,467)	9
Facilities Tax	\$13,149,491	\$385,856	\$423,668	\$13,111,679	(\$37,812)	10
County Facilities Tax	\$6,567,671	\$248,292	\$0	\$6,815,963	\$248,292	11
Stormwater	\$2,894,348	\$741,671	\$786,361	\$2,849,658	(\$44,690)	12
Drug	\$377,832	\$19,078	\$93,052	\$303,858	(\$73,974)	13
Hotel/Motel	\$7,901,811	\$1,597,944	\$2,620,601	\$6,879,154	(\$1,022,657)	14
Parkland Dedication	\$9,401,628	\$450,166	\$2,030,128	\$7,821,666	(\$1,579,962)	15
Transit	\$807,254	\$1,268,164	\$1,268,164	\$807,254	\$0	16
CDBG	\$492,815	\$43,391	\$253,573	\$282,633	(\$210,182)	17
Debt Service	\$127,752	\$231,768	\$2,197,133	(\$1,837,613)	(\$1,965,365)	18
Capital Projects - Fund 310 (Multi-Purpose)	\$24,946,654	\$12,722,894	\$3,465,982	\$34,203,566	\$9,256,912	19
Capital Projects - Fund 313 (2025 Bonds)	\$27,155,811	\$4,024,749	\$11,948,282	\$19,232,278	(\$7,923,533)	21
Capital Projects - Fund 314 (2026 Bonds)	\$690,145	\$0	\$7,164,715	(\$6,474,570)	(\$7,164,715)	22
Capital Projects - Fund 350 (Fleet)	\$2,087,536	\$2,682,472	\$281,886	\$4,488,122	\$2,400,586	23
Water & Wastewater	*	\$14,717,693	\$12,465,789	*	\$2,251,904	24



CITY OF FRANKLIN – 1ST QUARTER REPORT 2026

General Fund

	Current YTD Actuals	Prior YTD Actual	Percent Current YTD to Prior YTD	Budget	Percent Current YTD to Budget
Revenues					
Local Sales Tax	\$17,079,564	\$16,266,928	105.0%	\$67,079,745	25.5%
Property Taxes	(159,349)	(20,152)	790.7%	17,905,405	(0.9%)
State Sales Tax	2,593,996	2,472,485	104.9%	10,790,334	24.0%
Grants	215,729	1,545,229	14.0%	2,077,602	10.4%
Alcohol Taxes	1,545,998	1,409,280	109.7%	5,803,500	26.6%
State Business Tax & Fee	323,352	311,645	103.8%	6,163,708	5.2%
Franchise Fees	301,260	139,725	215.6%	2,464,228	12.2%
Building Permits	307,513	443,645	69.3%	1,675,181	18.4%
State TVA In Lieu Of Tax	280,983	253,502	110.8%	1,026,233	27.4%
Interest Income	766,270	1,689,015	45.4%	3,024,120	25.3%
Court Fines & Fees	157,608	129,029	122.1%	435,187	36.2%
State Excise Tax	0	0	0.0%	340,130	0.0%
In Lieu of Tax (Local)	0	9,810	0.0%	386,039	0.0%
Transportation Modernization	12,494	9,371	133.3%	0	0.0%
State Beer Tax	18,134	19,160	94.6%	36,167	50.1%
Other Revenues	775,826	1,119,756	69.3%	2,688,529	28.9%
Fund Balance Allocation	0	0	0.0%	4,000,477	0.0%
Total Revenues	24,219,378	25,798,428	93.9%	125,896,585	19.2%
Expenditures:					
Salaries & Wages	11,820,082	10,986,025	107.6%	61,434,732	19.2%
Employee Benefits	6,623,367	6,984,988	94.8%	26,040,638	25.4%
Transfers To Other Funds	11,422,926	6,557,849	174.2%	12,451,614	91.7%
Contractual Services	3,747,319	3,043,448	123.1%	7,504,673	49.9%
Capital	431,173	136,114	316.8%	4,977,970	8.7%
Repair & Maintenance Services	1,065,358	1,356,374	78.5%	4,042,976	26.4%
Utilities	604,286	620,927	97.3%	2,464,860	24.5%
Lease Payments	0	112,681	0.0%	196,268	0.0%
Reimbursement from Other Funds	(1,052,787)	(900,726)	116.9%	(4,211,129)	25.0%
Other Expenditures	3,041,636	3,995,930	76.1%	10,993,983	27.7%
Total Expenditures	37,703,359	32,893,609	114.6%	125,896,585	29.9%
Total Unallocated Funds	(13,483,981)	(7,095,181)	190.0%	0	0.0%

FUND SUMMARY

- Local sales taxes are 5.0% higher than last year.
- Alcohol Taxes are 9.7% higher than last year.
- Building permit revenue is 30.7% lower than last year. (Development fees that are dependent on timing and type of development.)
- Salaries & Wages are 7.6% higher than last year.
- Grant Revenue is less due to one-time revenue that was received in FY2025 for the Highway 96 Traffic Signal Improvement Project.
- Transfer to Other Funds increased by 74.2% due to funding the Franklin Housing Authority reimbursement on Cherokee PUD, Cruiser Replacements, and CIP Projects.

CITY OF FRANKLIN – 1ST QUARTER REPORT 2026

General Fund (cont.)

Salaries & Wages - General Fund			
<u>Wage Type</u>	<u>Frequency</u>	<u>FY 2026</u>	<u>FY 2025</u>
Regular	5 Payrolls	\$11,263,346	\$10,473,079
Overtime	5 Payrolls	\$555,268	\$506,982
Temp-Non City Emp		<u>\$1,469</u>	<u>\$5,963</u>
		<u>\$11,820,082</u>	<u>\$10,986,025</u>

Employee Benefits - General Fund			
<u>Account Type</u>	<u>Frequency</u>	<u>FY 2026</u>	<u>FY 2025</u>
FICA (Employer's Share)	5 Payrolls	\$867,970	\$806,832
Medical/Vision	Monthly	\$2,826,543	\$2,990,998
Dental	Monthly	\$110,928	\$112,947
Other Group Insurance	Monthly	\$65,128	\$60,057
Retirement		\$2,695,077	\$2,882,216
Unemployment		\$1,300	\$0
Tool/Clothing/Moving Allowance		\$24,518	\$9,458
Workers Compensation	Monthly	<u>\$31,903</u>	<u>\$122,481</u>
		<u>\$6,623,367</u>	<u>\$6,984,988</u>

CITY OF FRANKLIN – 1ST QUARTER REPORT 2026

General Fund (cont.)

Grant Revenue - General Fund				
<u>Grant Name</u>	<u>Purpose</u>	<u>FY 2026</u>	<u>FY 2025</u>	
Hurricane Debbie (FL)	Relief	\$0.00	\$19,065	
Hurricane (NC)	Relief	\$0.00	\$11,703	
Hurricane Helene (FL)	Relief	\$0.00	\$22,111	
Bulletproof Vest	Bulletproof Vest Partnership	\$0.00	\$375	
Tennessee Highway Safety	Traffic Safety Enforcement	\$0.00	\$9,110	
Tennessee Highway Safety	Traffic Safety Enforcement	\$25,620.07	\$0	
Tennessee Law Enforcement	Hiring, Training, and Recruitment	\$15,500.00	\$4,000	
ITS Extension	ITS Infrastructure	\$174,609.00	\$0	
ITS Extension	ITS Infrastructure	\$0.00	\$0	
NEPA Phase SR 96	Traffic Signal Improvements	\$0.00	\$1,236,187	
VCIF - Formula Based Grant	Violent Crime Intervention Fund	\$0.00	\$233,172	
Safe Streets and Roads	Safe Streets and Roads	\$0.00	\$6,152	
Tennessee Historical Commission	Toussaint L'Ouverture Cemetery	<u>\$0.00</u>	<u>\$3,354</u>	
Totals		<u>\$215,729</u>	<u>\$1,545,229</u>	

Capital Expenditures - General Fund				
<u>Project</u>	<u>Asset</u>	<u>Stage</u>	<u>FY 2026</u>	<u>FY 2025</u>
-	Faster Web Fleet Software	Purchase	\$0	\$124,516
-	ACI APIC Switching Environment	Purchase	\$249,998	\$0
-	Salt Brine Facility	Construction	\$95,363	\$0
ITS Extension	Fiber Installation (Cool Springs Blvd)	Construction	\$80,093	\$0
Lewisburg/South Margin Street Improvements	Lewisburg/South Margin Street Signal	Design	<u>\$5,719</u>	<u>\$11,598</u>
Totals			<u>\$431,173</u>	<u>\$136,114</u>

CITY OF FRANKLIN – 1ST QUARTER REPORT 2026

Street Aid Fund

	Current YTD Actuals	Prior YTD Actual	Percent Current YTD to Prior YTD	Budget	Percent Current YTD to Budget
Revenues					
Beginning Fund Balance	\$575,999	\$1,750,151	32.9%	\$575,999	100.0%
Property Taxes	0	0	0.0%	1,184,432	0.0%
Interest Income	4,962	24,518	20.2%	51,580	9.6%
State Gasoline Tax	808,349	804,919	100.4%	3,119,787	25.9%
State Sporting Wagering Tax	41,256	37,922	108.8%	150,689	27.4%
Transfer From General Fund	500,000	500,000	100.0%	500,000	100.0%
Total Revenues	1,930,566	3,117,510	61.9%	5,582,487	34.6%
Expenditures:					
Repair & Maintenance Services	980,216	1,863,243	52.6%	5,006,488	19.6%
Other Expenditures	0	733	0.0%	0	0.0%
Total Expenditures	980,216	1,863,976	52.6%	5,006,488	19.6%
Total Unallocated Funds	950,350	1,253,534	75.8%	575,999	165.0%

FUND SUMMARY

- In the Street Aid Fund, gasoline taxes are equivalent to last year.
- Expenditures are lower in FY2026 compared to FY2025 due to less paving repair needed on city streets and ongoing major road resurfacing covered by bond funding.

CITY OF FRANKLIN – 1ST QUARTER REPORT 2026

Sanitation Fund

	Current YTD Actuals	Prior YTD Actual	Percent Current YTD to Prior YTD	Budget	Percent Current YTD to Budget
Revenues					
Beginning Fund Balance	\$2,351,838	\$1,641,801	143.2%	\$2,351,838	100.0%
Interest Income	505	179	281.6%	9,118	5.5%
Sanitation Collection Services	2,384,342	1,783,563	133.7%	9,754,250	24.4%
Tipping Fees	939,089	804,034	116.8%	3,300,000	28.5%
Other Revenues	56,886	49,454	115.0%	429,005	13.3%
Fund Balance Allocation	0	0	0.0%	800,644	0.0%
Total Revenues	5,732,660	4,279,031	134.0%	16,644,855	34.4%
Expenditures:					
Salaries & Wages	652,929	618,788	105.5%	3,710,297	17.6%
Employee Benefits	393,753	394,662	99.8%	1,741,885	22.6%
Transfers To Other Funds	39,537	42,247	93.6%	193,034	20.5%
Contractual Services	26,051	22,402	116.3%	86,100	30.3%
Capital	800,642	0	0.0%	902,644	88.7%
Repair & Maintenance Services	233,709	141,546	165.1%	680,000	34.4%
Utilities	19,202	17,528	109.6%	81,850	23.5%
Other Expenditures	1,561,455	1,532,171	101.9%	5,925,410	26.4%
Total Expenditures	3,727,277	2,769,343	134.6%	13,321,220	28.0%
Total Unallocated Funds	2,005,383	1,509,688	132.8%	3,323,635	60.3%

FUND SUMMARY

- Collection services revenue is 33.7% higher than last year due to rate increase effective January 2025.
- Tipping fee revenue is 16.8% higher than last year.
- Salaries & Wages are 5.5% higher than last year.
- Additional collection vehicles were purchased in FY2026.

CITY OF FRANKLIN – 1ST QUARTER REPORT 2026

Sanitation Fund (cont.)

Salaries & Wages - Sanitation Fund			
<u>Wage Type</u>	<u>Frequency</u>	<u>FY 2026</u>	<u>FY 2025</u>
Regular	5 Payrolls	\$599,590	\$579,640
Overtime	5 Payrolls	<u>\$53,339</u>	<u>\$39,147</u>
		<u>\$652,929</u>	<u>\$618,788</u>

Employee Benefits - Sanitation Fund			
<u>Account Type</u>	<u>Frequency</u>	<u>FY 2026</u>	<u>FY 2025</u>
FICA (Employer's Share)	5 Payrolls	\$47,770	\$45,179
Medical/Vision	Monthly	\$153,381	\$156,370
Dental	Monthly	\$6,254	\$6,321
Other Group Insurance	Monthly	\$4,231	\$4,104
Retirement		\$180,222	\$174,379
Unemployment		\$0	\$1,416
Workers Compensation	Monthly	<u>\$1,896</u>	<u>\$6,893</u>
		<u>\$393,753</u>	<u>\$394,662</u>

Capital Expenditures - Sanitation				
<u>Project</u>	<u>Asset</u>	<u>Stage</u>	<u>FY 2026</u>	<u>FY 2025</u>
-	Refuse Collection Truck (2)	Purchase	\$800,642	\$0
Totals			<u>\$800,642</u>	<u>\$0</u>

CITY OF FRANKLIN – 1ST QUARTER REPORT 2026

Road Impact Fund

	Current YTD Actuals	Prior YTD Actual	Percent Current YTD to Prior YTD	Budget	Percent Current YTD to Budget
Revenues					
Beginning Fund Balance	\$17,703,992	\$28,930,725	61.2%	\$17,703,992	100.0%
Interest Income	201,693	702,964	28.7%	1,121,584	18.0%
Road Impact Fees	614,848	1,244,281	49.4%	5,254,320	11.7%
Transfer From General Fund	146,524	0	0.0%	146,524	100.0%
Total Revenues	18,667,058	30,877,969	60.5%	24,226,420	77.1%
Expenditures:					
Transfers To Other Funds	89,960	109,898	81.9%	3,936,447	2.3%
Contractual Services	1,044,573	1,296,923	80.5%	3,146,524	33.2%
Total Expenditures	1,134,533	1,406,821	80.6%	7,082,971	16.0%
Total Unallocated Funds	17,532,525	29,471,148	59.5%	17,143,449	102.3%

FUND SUMMARY

- Road impact fees are 50.6% lower than last year. (These revenues are dependent on timing and type of development.)
- Contractual Services are lower in the current year as current Road Impact Reimbursement Agreements have been completed or nearing completion in FY2026.

CITY OF FRANKLIN – 1ST QUARTER REPORT 2026

Facilities Tax Fund

	Current YTD Actuals	Prior YTD Actual	Percent Current YTD to Prior YTD	Budget	Percent Current YTD to Budget
Revenues					
Beginning Fund Balance	\$13,149,491	\$13,986,389	94.0%	\$13,149,491	100.0%
Interest Income	148,852	346,976	42.9%	527,695	28.2%
Facilities Taxes	237,004	461,627	51.3%	1,870,527	12.7%
Total Revenues	13,535,347	14,794,993	91.5%	15,547,713	87.1%
Expenditures:					
Capital	423,667	0	0.0%	1,064,668	39.8%
Other Expenditures	0	50	0.0%	48,000	0.0%
Total Expenditures	423,667	50	841,277.1%	1,112,668	38.1%
Total Unallocated Funds	13,111,679	14,794,942	88.6%	14,435,045	90.8%

FUND SUMMARY

- Facilities taxes are 48.7% lower than last year. (These revenues are dependent on timing and type of development.)

Capital Expenditures - Facilities Tax				
Project	Asset	Stage	FY 2026	FY 2025
-	Refuse Collection Truck	Purchase	<u>\$423,667</u>	<u>\$0</u>
Totals			<u>\$423,667</u>	<u>\$0</u>

CITY OF FRANKLIN – 1ST QUARTER REPORT 2026

County Facilities Tax Fund

	Current YTD Actuals	Prior YTD Actual	Percent Current YTD to Prior YTD	Budget	Percent Current YTD to Budget
Revenues					
Beginning Fund Balance	\$6,567,671	\$5,654,100	116.2%	\$6,567,671	100.0%
Interest Income	73,954	131,020	56.4%	201,069	36.8%
Facilities Taxes	174,338	197,653	88.2%	711,318	24.5%
Total Revenues	6,815,963	5,982,773	113.9%	7,480,058	91.1%
Expenditures:					
Transfers To Other Funds	0	200,000	0.0%	0	0.0%
Total Expenditures	0	200,000	0.0%	0	0.0%
Total Unallocated Funds	6,815,963	5,782,773	117.9%	7,480,058	91.1%

FUND SUMMARY

- This fund was created to account for facilities taxes received from the County.
- Facilities taxes are 11.8% lower than last year.

CITY OF FRANKLIN – 1ST QUARTER REPORT 2026

Stormwater Fund

	Current YTD Actuals	Prior YTD Actual	Percent Current YTD to Prior YTD	Budget	Percent Current YTD to Budget
Revenues					
Beginning Fund Balance	\$2,894,348	\$2,230,535	129.8%	\$2,894,348	100.0%
Interest Income	27,000	32,964	81.9%	64,547	41.8%
Stormwater Fees	673,420	666,239	101.1%	2,580,563	26.1%
Other Revenues	41,251	99,557	41.4%	208,423	19.8%
Total Revenues	<u>3,636,019</u>	<u>3,029,295</u>	<u>120.0%</u>	<u>5,747,881</u>	<u>63.3%</u>
Expenditures:					
Salaries & Wages	336,164	327,967	102.5%	1,794,233	18.7%
Employee Benefits	186,652	192,481	97.0%	858,862	21.7%
Contractual Services	56,263	17,197	327.2%	91,327	61.6%
Capital	34,520	515,930	6.7%	585,000	5.9%
Repair & Maintenance Services	51,797	45,782	113.1%	206,234	25.1%
Utilities	6,988	6,295	111.0%	38,276	18.3%
Other Expenditures	113,977	150,473	75.7%	652,735	17.5%
Total Expenditures	<u>786,361</u>	<u>1,256,124</u>	<u>62.6%</u>	<u>4,226,667</u>	<u>18.6%</u>
Total Unallocated Funds	<u>2,849,658</u>	<u>1,773,171</u>	<u>160.7%</u>	<u>1,521,214</u>	<u>187.3%</u>

FUND SUMMARY

- Stormwater fees collected are 1.1% higher than last year and on track per the budget.
- Salaries & Wages are 2.5% higher than last year.

Salaries & Wages - Stormwater Fund			
<u>Wage Type</u>	<u>Frequency</u>	<u>FY 2026</u>	<u>FY 2025</u>
Regular	5 Payrolls	\$330,705	\$321,319
Overtime	5 Payrolls	<u>\$5,458</u>	<u>\$6,648</u>
		<u>\$336,164</u>	<u>\$327,967</u>

Employee Benefits - Stormwater Fund			
<u>Account Type</u>	<u>Frequency</u>	<u>FY 2026</u>	<u>FY 2025</u>
FICA (Employer's Share)	5 Payrolls	\$24,829	\$24,128
Medical/Vision	Monthly	\$68,477	\$71,062
Dental	Monthly	\$2,558	\$2,853
Other Group Insurance	Monthly	\$1,971	\$2,060
Retirement		\$88,485	\$88,611
Workers Compensation	Monthly	\$334	\$3,766
		<u>\$186,652</u>	<u>\$192,481</u>

Capital Expenditures - Stormwater				
<u>Project</u>	<u>Asset</u>	<u>Stage</u>	<u>FY 2026</u>	<u>FY 2025</u>
-	Stormwater Vacuum Truck	Purchase	\$0	\$515,930
Pinkerton Park Stream Restoration	Pinkerton Park Drainage	Construction	<u>\$34,520</u>	<u>\$0</u>
Totals			<u>\$34,520</u>	<u>\$515,930</u>

CITY OF FRANKLIN – 1ST QUARTER REPORT 2026

Drug Fund

	Current YTD Actuals	Prior YTD Actual	Percent Current YTD to Prior YTD	Budget	Percent Current YTD to Budget
Revenues					
Beginning Fund Balance	\$377,832	\$530,343	71.2%	\$377,832	100.0%
Interest Income	4,103	(3,916)	(104.8%)	12,469	32.9%
Drug Fines Received	3,069	4,124	74.4%	36,087	8.5%
Other Revenues	11,906	(56,735)	(21.0%)	101,467	11.7%
Total Revenues	396,910	473,817	83.8%	527,855	75.2%
Expenditures:					
Other Expenditures	93,052	10,406	894.2%	207,417	44.9%
Total Expenditures	93,052	10,406	894.2%	207,417	44.9%
Total Unallocated Funds	303,858	463,411	65.6%	320,438	94.8%

FUND SUMMARY

- Drug fine collections are 25.6% lower than last year. This revenue is dependent on court actions.
- Other revenues in the prior year are negative due to a prior year clean up to match the Equitable Sharing Report.

CITY OF FRANKLIN – 1ST QUARTER REPORT 2026

Hotel/Motel Tax Fund

	Current YTD Actuals	Prior YTD Actual	Percent Current YTD to Prior YTD	Budget	Percent Current YTD to Budget
Revenues					
Beginning Fund Balance	\$7,901,811	\$8,736,516	90.4%	\$7,901,811	100.0%
Grants	140,564	0	0.0%	0	0.0%
Interest Income	81,055	212,569	38.1%	309,886	26.2%
Cool Springs Conference Center Operations	(47,187)	92,254	(51.1%)	0	0.0%
State Short Term Vacation Rental Tax	79,624	81,874	97.3%	416,259	19.1%
Hotel/Motel Taxes	1,342,888	1,411,538	95.1%	7,393,640	18.2%
Total Revenues	9,498,755	10,534,751	90.2%	16,021,596	59.3%
Expenditures:					
Transfers To Other Funds	2,026,801	2,104	96,314.8%	2,836,602	71.5%
Contractual Services	17,435	0	0.0%	275,000	6.3%
Capital	27,024	0	0.0%	1,200,000	2.3%
Other Expenditures	549,341	418,330	131.3%	1,485,108	37.0%
Total Expenditures	2,620,601	420,435	623.3%	5,796,710	45.2%
Total Unallocated Funds	6,878,154	10,114,317	68.0%	10,224,886	67.3%

FUND SUMMARY

- Hotel/Motel tax collections are 4.9% lower than last year.
- Short Term Vacation Rental is 2.7% lower than last year and on track per budget.

Grant Revenue - Hotel/Motel			
Grant Name	Purpose	FY 2026	FY 2025
American Rescue Plan	Cool Springs Conference Center	\$140,564	\$0
Totals		<u>\$140,564</u>	<u>\$0</u>

Capital Expenditures - Hotel/Motel				
Project	Asset	Stage	FY 2026	FY 2025
-	Playground Artificial Turf	Purchase	\$27,024	\$0
Totals			<u>\$27,024</u>	<u>\$0</u>

CITY OF FRANKLIN – 1ST QUARTER REPORT 2026

Parkland Dedication Fund

	Current YTD Actuals	Prior YTD Actual	Percent Current YTD to Prior YTD	Budget	Percent Current YTD to Budget
Revenues					
Beginning Fund Balance	\$9,401,628	\$6,728,728	139.7%	\$9,401,628	100.0%
Interest Income	86,702	169,043	51.3%	172,650	50.2%
Parkland Dedication Fees	333,336	785,480	42.4%	1,781,009	18.7%
Transfer From General Fund	30,128	0	0.0%	30,128	100.0%
Total Revenues	9,851,794	7,683,251	128.2%	11,385,415	86.5%
Expenditures:					
Transfers To Other Funds	2,000,000	0	0.0%	2,000,000	100.0%
Contractual Services	30,128	0	0.0%	30,128	100.0%
Total Expenditures	2,030,128	0	0.0%	2,030,128	100.0%
Total Unallocated Funds	7,821,666	7,683,251	101.8%	9,355,287	83.6%

FUND SUMMARY

- Parkland Dedication fees are 57.6% lower than last year. (These revenues are dependent on timing and type of development).
- Transfer in was related to a reimbursement from the Franklin Housing Authority Cherokee PUD.



CITY OF FRANKLIN – 1ST QUARTER REPORT 2026

Transit Fund

	Current YTD Actuals	Prior YTD Actual	Percent Current YTD to Prior YTD	Budget	Percent Current YTD to Budget
Revenues					
Beginning Fund Balance	\$807,254	\$807,254	100.0%	\$807,254	100.0%
Grants	791,066	709,965	111.4%	2,624,683	30.1%
Interest Income	9,183	11,895	77.2%	13,091	70.1%
Transit Fares	21,095	16,541	127.5%	69,901	30.2%
Transfer From General Fund	433,057	154,418	280.4%	1,461,745	29.6%
Other Revenues	13,763	3,000	458.8%	8,640	159.3%
Total Revenues	<u>2,075,417</u>	<u>1,703,073</u>	121.9%	<u>4,985,314</u>	41.6%
Expenditures:					
Salaries & Wages	17,198	15,286	112.5%	91,310	18.8%
Employee Benefits	5,262	5,324	98.9%	26,425	19.9%
Capital	0	0	0.0%	550,415	0.0%
Other Expenditures	1,245,704	875,209	142.3%	3,661,562	34.0%
Total Expenditures	<u>1,268,164</u>	<u>895,819</u>	141.6%	<u>4,329,712</u>	29.3%
Total Unallocated Funds	807,254	807,254	100.0%	655,602	123.1%

FUND SUMMARY

- Transit fares are 27.5% higher than last year due to Special Events.
- Transit needed 29.6% of the budgeted operating subsidy in the 1st quarter. Grant revenues are anticipated during the year to stay within the budgeted total transfer.
- Other expenditures are higher due to increase in insurance coverage and the move of the fleet facilities.

Grant Revenue - Transit			
Grant Name	Purpose	FY 2026	FY 2025
Allocation for 5307 FY2012	Urbanized Support	\$74,327	\$21,183
FY14 5307 Allocation	Operating Assistance	\$20,670	\$139
FY16 5307 Allocation	Operating Assistance	\$58,159	\$0
SFY 2025 Urban Operating Assistance	Operating Assistance	\$0	\$210,015
5307 FY Application	Capital and Operating Assistance	\$2,657	\$12,572
Operating Assistance	Operating Assistance	\$0	\$96,971
TN CARES ACT	COVID Relief	\$120,450	\$219,428
537 FY22 Operating Assistance	Operating Assistance	\$0	\$60,626
537 FY23 Operating Assistance	Capital and Operating Assistance	\$3,604	\$68,352
537 FY23 Operating Assistance	Operating Assistance	\$0	\$582
537 FY24 Operating Assistance	Operating Assistance	\$496,106	\$20,097
537 FY25 Operating Assistance	Capital and Operating Assistance	<u>\$15,093</u>	<u>\$0</u>
Totals		<u>\$791,066</u>	<u>\$709,965</u>

Salaries & Wages - Transit Fund			
Wage Type	Frequency	FY 2026	FY 2025
Regular	5 Payrolls	\$15,665	\$14,467
Overtime	5 Payrolls	<u>\$1,533</u>	<u>\$819</u>
		<u>\$17,198</u>	<u>\$15,286</u>

Employee Benefits - Transit Fund			
Account Type	Frequency	FY 2026	FY 2025
FICA (Employer's Share)	5 Payrolls	\$1,282	\$972
Medical/Vision	Monthly	(\$477)	\$3,142
Dental	Monthly	\$3,314	\$150
Retirement		\$1,143	\$1,059
		<u>\$5,262</u>	<u>\$5,324</u>

CITY OF FRANKLIN – 1ST QUARTER REPORT 2026

CDBG Fund

	Current YTD Actuals	Prior YTD Actual	Percent Current YTD to Prior YTD	Budget	Percent Current YTD to Budget
Revenues					
Beginning Fund Balance	\$492,815	\$216,228	227.9%	\$492,815	100.0%
Grants	37,292	64,074	58.2%	311,931	12.0%
Interest Income	6,098	8,014	76.1%	12,600	48.4%
Fund Balance Allocation	0	0	0.0%	250,000	0.0%
Total Revenues	536,205	288,317	186.0%	1,067,346	50.2%
Expenditures:					
Contractual Services	253,573	11,343	2,235.5%	450,545	56.3%
Repair & Maintenance Services	0	0	0.0%	50,000	0.0%
Other Expenditures	0	52,731	0.0%	61,386	0.0%
Total Expenditures	253,573	64,074	395.8%	561,931	45.1%
Total Unallocated Funds	282,633	224,243	126.0%	505,415	55.9%

FUND SUMMARY

- Grant revenues received are for Franklin Housing Authority, Hard Bargain Mt. Hope Redevelopment, and other community projects.

Grant Revenue - CDBG			
<u>Grant Name</u>	<u>Purpose</u>	<u>FY 2026</u>	<u>FY 2025</u>
Community Development	Economic Development	<u>\$37,292</u>	<u>\$64,074</u>
Totals		<u>\$37,292</u>	<u>\$64,074</u>

CITY OF FRANKLIN – 1ST QUARTER REPORT 2026

Debt Service Fund

	Current YTD Actuals	Prior YTD Actual	Percent Current YTD to Prior YTD	Budget	Percent Current YTD to Budget
Revenues					
Beginning Fund Balance	\$127,752	\$547,256	23.3%	\$127,752	100.0%
Property Taxes	0	0	0.0%	13,741,234	0.0%
Interest Income	470	2,873	16.4%	68,148	0.7%
Transfer from Sanitation Fund	39,537	42,247	93.6%	193,033	20.5%
Transfer from Road Impact Fund	89,960	109,898	81.9%	3,936,947	2.3%
Transfer from Hotel/Motel Tax Fund	1,801	2,104	85.6%	811,602	0.2%
Transfer from Water & Sewer Fund	100,000	100,000	100.0%	200,000	50.0%
Total Revenues	359,520	804,378	44.7%	19,078,716	1.9%
Expenditures:					
Debt Service Payments	2,197,133	1,435,891	153.0%	18,950,964	11.6%
Total Expenditures	2,197,133	1,435,891	153.0%	18,950,964	11.6%
Total Unallocated Funds	(1,837,613)	(631,513)	291.0%	127,752	(1,438.4%)

FUND SUMMARY

- Consistent with the 1st quarter of prior years, the Debt Service fund shows a current year deficit, as property tax billings do not occur until the 2nd quarter (October 1).
- Expenditures are 53% higher due to higher interest payments including debt service for the Series 2025 GO Bonds issued March 26, 2025.

CITY OF FRANKLIN – 1ST QUARTER REPORT 2026

Capital Projects Fund 310 (Multi-Purpose)

	Current YTD Actuals	Prior YTD Actual	Percent Current YTD to Prior YTD	Budget	Percent Current YTD to Budget
Revenues					
Beginning Fund Balance	\$24,946,654	\$25,581,086	97.5%	\$0	0.0%
Grants	235,972	177,588	132.9%	0	0.0%
Interest Income	338,706	539,017	62.8%	0	0.0%
Transfer From General Fund	11,838,217	5,239,941	225.9%	0	0.0%
Other Revenues	310,000	89,928	344.7%	0	0.0%
Total Revenues	37,669,548	31,627,560	119.1%	0	0.0%
Expenditures:					
Contractual Services	124,306	87,250	142.5%	0	0.0%
Capital	2,791,959	6,177,382	45.2%	0	0.0%
Repair & Maintenance Services	0	283,774	0.0%	0	0.0%
Other Expenditures	549,717	397,254	138.4%	0	0.0%
Total Expenditures	3,465,982	6,945,659	49.9%	0	0.0%
Total Unallocated Funds	34,203,566	24,681,901	138.6%	0	0.0%

FUND SUMMARY

- The fund contains expenditures for city projects.
- Capital is lower this year due to projects being in various stages of design and construction.

Grant Revenue - 310 (Multi-Purpose)			
<u>Grant Name</u>	<u>Purpose</u>	<u>FY 2026</u>	<u>FY 2025</u>
SR-6 from SR-397 to Downs Blvd	Roadway Widening	\$142,202	\$119,400
Harlinsdale Barn	Restoration	\$90,095	\$44,894
TDEC- American Rescue Plan		<u>\$3,675</u>	\$13,294
Totals		<u>\$235,972</u>	<u>\$177,588</u>

CITY OF FRANKLIN – 1ST QUARTER REPORT 2026

Capital Projects Fund 310 (Multi-Purpose) (cont.)

Capital Expenditures - Capital				
<u>Project</u>	<u>Asset</u>	<u>Stage</u>	<u>FY 2026</u>	<u>FY 2025</u>
-	Carter Hill and Ropers Knob Expansion	Purchase	\$0	\$2,000,000
-	Creekside Property	Purchase	\$2,025,000	\$0
Bicentennial Park Improvements	Bicentennial Park	Construction	\$73,362	\$690,018
Bicentennial Park Improvements	North Margin Street	Construction	\$3,829	\$168,188
Bicentennial Park Improvements	North Margin Street Sidewalks	Construction	\$9,032	\$104,833
Bicentennial Park Improvements	North Margin Street Curb and Gutter	Construction	\$0	\$22,805
Bicentennial Park Improvements	North Margin Street Lighting	Construction	\$0	\$19,238
Bundled Bridges Project	Baker's Bridge	Construction	\$0	\$8,398
Bundled Bridges Project	Spencer Creek Bridge	Construction	\$0	\$82,480
Bundled Bridges Project	Spencer Creek Drainage	Construction	\$0	\$51,462
Bundled Bridges Project	Spencer Creek Road	Construction	\$0	\$275,515
Bundled Bridges Project	Spencer Creek Sidewalks	Construction	\$0	\$7,700
Bundled Bridges Project	Mallory Lane	Construction	\$0	\$201,174
Del Rio Pike Improvements	Del Rio Pike	Design	\$103	\$6,875
East McEwen Drive Improvements (Phase 5)	East McEwen Drive	Design	\$71,361	\$1,592
First Avenue North Multi-Use Trail	Land Acquired	Purchase	\$58,000	\$0
FSSD Infrastructure Improvement Partnership	Eddy Lane	Purchase	\$0	\$200,000
Harlinsdale Farm Main Barn Renovation	The Park at Harlinsdale Farms	Construction	\$332,908	\$566,806
Jordan Road Improvements	Jordan Road	Construction	\$0	\$200,461
Jordan Road Improvements	Jordan Road Bridge	Construction	\$0	\$220,000
Jordan Road Improvements	Jordan Road Drainage	Construction	\$0	\$41,795
Jordan Road Improvements	Jordan Road Sidewalks	Construction	\$0	\$23,034
Lewisburg Pike Improvements	Easement Acquisition	Purchase	\$0	\$38,088
Lewisburg Pike Improvements	Lewisburg Pike Sidewalks	Design	\$151,147	\$2,819
Liberty Park Improvements	Liberty Park	Design	\$0	\$5,400
Liberty Pike/Mallory Lane Improvements	Liberty Pike	Design	\$12,983	\$0
Long Lane Bridge	Long Lane Bridge	Design	\$28,342	\$0
Major Road Resurfacing	Liberty Pike	Construction	\$0	\$345,099
New City Hall	City Hall	Design	\$0	\$840,524
Pratt Lane Bridge Replacement	Pratt Lane	Construction	\$0	\$5,547
Pearl Bransford Recreational Complex	Pearl Bransford Park	Construction	\$25,892	\$47,531
Totals			<u>\$2,791,959</u>	<u>\$6,177,382</u>

CITY OF FRANKLIN – 1ST QUARTER REPORT 2026

Capital Projects Fund 313 (2025 Bonds)

	Current YTD Actuals	Prior YTD Actual	Percent Current YTD to Prior YTD	Budget	Percent Current YTD to Budget
Revenues					
Beginning Fund Balance	\$27,155,811	(\$8,888,904)	(408.0%)	\$0	0.0%
Grants	3,670,576	0	0.0%	0	0.0%
Interest Income	354,173	0	0.0%	0	0.0%
Total Revenues	31,180,561	(6,688,904)	(466.2%)	0	0.0%
Expenditures:					
Capital	12,846,049	188,463	6,816.2%	0	0.0%
Repair & Maintenance Services	0	67,800	0.0%	0	0.0%
Utilities	(966,667)	0	0.0%	0	0.0%
Other Expenditures	88,900	15,853	434.6%	0	0.0%
Total Expenditures	11,948,282	272,117	4,390.9%	0	0.0%
Total Unallocated Funds	19,232,278	(6,961,021)	(276.3%)	0	0.0%

FUND SUMMARY

- The fund was established in July 2023 to track expenditures for Serie 2025 GO Bon issued March 26, 2025, for the funding of Bransford Park, Fire Apparatus, Major Road Resurfacing, and McEwen Phase IV Road Improvements..
- The Series 2025 Bonds closed in Spring 2025 focusing on the various capital projects.

Grant Revenue - 313 (2025 Bonds)			
Grant Name	Purpose	FY 2026	FY 2025
E McEwen Dr to Cool Springs Blvd	Improvements	\$3,670,576	\$0
Totals		<u>\$3,670,576</u>	<u>\$0</u>

Capital Expenditures - Bonds (2025 Series)				
Project	Asset	Stage	FY 2026	FY 2025
-	Fire Tower 6	Purchase	\$1,635,396	\$0
Pearl Bransford Recreational Complex	Pearl Bransford Park	Construction	\$2,469,261	\$0
Pearl Bransford Recreational Complex	Future Park Road Drainage	Construction	\$588,484	\$0
Robinson Lake	Robinson Lake Park	Construction	\$2,742,800	\$0
East McEwen Drive (Phase 4)	East McEwen Drive Drainage	Construction	\$76,501	\$0
East McEwen Drive (Phase 4)	East McEwen Drive	Construction	\$4,022,437	\$0
Major Road Resurfacing	Aspen Grove Drive	Construction	\$0	\$0
Major Road Resurfacing	West McEwen Drive	Construction	\$1,035,625	\$0
Major Road Resurfacing	Cool Springs Blvd	Construction	\$275,546	\$0
Major Road Resurfacing	Liberty Pike	Construction	\$0	(\$345,099)
Major Road Resurfacing	Baker's Bridge Avenue	Construction	\$0	\$20,047
Major Road Resurfacing	Galleria Blvd	Construction	\$0	\$27,006
Major Road Resurfacing	Carothers Parkway	Construction	\$0	\$486,509
Totals			<u>\$12,846,049</u>	<u>\$188,463</u>

CITY OF FRANKLIN – 1ST QUARTER REPORT 2026

Capital Projects Fund 314 (2026 Bonds)

	Current YTD Actuals	Prior YTD Actual	Percent Current YTD to Prior YTD	Budget	Percent Current YTD to Budget
Revenues					
Beginning Fund Balance	\$690,145	\$0	0.0%	\$0	0.0%
Total Revenues	690,145	0	0.0%	0	0.0%
Expenditures:					
Capital	7,164,715	0	0.0%	0	0.0%
Total Expenditures	7,164,715	0	0.0%	0	0.0%
Total Unallocated Funds	(6,474,570)	0	0.0%	0	0.0%

FUND SUMMARY

- The fund was established in May 2025 to track expenditures for the upcoming bond issuance for reimbursement. Reimbursement to date is related to the New City Hall project.
- The Series 2026 Bonds are projected to be issued in Spring 2026.

Capital Expenditures - Bonds (2026 Series)				
Project	Asset	Stage	FY 2026	FY 2025
New City Hall	City Hall	Construction	\$7,164,715	\$0
Totals			\$7,164,715	\$0

CITY OF FRANKLIN – 1ST QUARTER REPORT 2026

Fleet Replacement Fund 350

	Current YTD Actuals	Prior YTD Actual	Percent Current YTD to Prior YTD	Budget	Percent Current YTD to Budget
Revenues					
Beginning Fund Balance	\$2,087,536	\$3,347,516	62.4%	\$2,087,536	100.0%
Interest Income	48,454	95,097	51.0%	171,472	28.3%
Transfer From General Fund	2,500,000	863,490	289.5%	2,500,000	100.0%
Other Revenues	134,018	20,236	662.3%	0	0.0%
Total Revenues	4,770,007	4,326,339	110.3%	4,759,008	100.2%
Expenditures:					
Capital	110,841	204,628	54.2%	4,696,646	2.4%
Other Expenditures	171,045	14,128	1,210.7%	0	0.0%
Total Expenditures	281,886	218,756	128.9%	4,696,646	6.0%
Total Unallocated Funds	4,488,122	4,107,583	109.3%	62,362	7,196.9%

FUND SUMMARY

- Other Expenditures are for non-capital vehicles that we have received in FY2026
- Other Expenditures is higher in FY2026 compared to FY2025 due to timing of receiving vehicles.

Capital Expenditures - Fleet (Vehicles >\$50,000)				
<u>Department</u>	<u>Asset</u>	<u>FY 2026</u>	<u>FY 2025</u>	
Fleet	2023 Ford Police Interceptor Utility AWD (3)	\$0	\$150,753	
Fleet	2024 Ford Transit Van	\$0	\$53,875	
Fleet	2025 Ford Super Duty F-250	\$54,942	\$0	
Fleet	2025 Ford Super Duty F-350	\$55,899	\$0	
Totals		<u>\$110,841</u>	<u>\$204,628</u>	

CITY OF FRANKLIN – 1ST QUARTER REPORT 2026

Water/Sewer

	Current YTD Actuals	Prior YTD Actual	Percent Current YTD to Prior YTD	Budget	Percent Current YTD to Budget
Revenues					
Grants	\$745,670	\$4,860,284	15.3%	\$7,840,913	9.5%
Interest Income	711,855	1,272,441	55.9%	1,744,955	40.8%
Customer Service	12,717,021	12,974,414	98.0%	45,626,721	27.9%
Impact Fees	470,779	1,212,306	38.8%	5,891,306	8.0%
Other Revenues	72,368	143,835	50.3%	225,492	32.1%
Total Revenues	14,717,693	20,463,281	71.9%	61,329,387	24.0%
Expenditures:					
Salaries & Wages	1,588,881	1,464,376	108.5%	8,452,404	18.8%
Employee Benefits	879,011	865,219	101.6%	3,884,724	22.6%
Transfers To Other Funds	100,000	100,000	100.0%	200,000	50.0%
Contractual Services	212,026	281,058	75.4%	3,541,008	6.0%
Capital	2,618,593	0	0.0%	10,184,231	25.7%
Repair & Maintenance Services	619,359	301,944	205.1%	1,158,490	53.5%
Utilities	591,242	554,870	106.6%	2,337,416	25.3%
Debt Service Payments	420,270	484,040	86.8%	1,663,276	25.3%
Lease Payments	1,317,812	1,317,812	100.0%	5,260,945	25.0%
Other Expenditures	4,118,595	4,333,471	95.0%	14,556,644	28.3%
Total Expenditures	12,465,789	9,702,790	128.5%	51,239,138	24.3%
Total Unallocated Funds	2,251,904	10,760,490	20.9%	10,090,249	22.3%

FUND SUMMARY

- Customer service revenue is 2% lower than last year.
- Grant Revenue is significantly lower than last year due to completion of American Rescue Plan projects.
- Salaries & Wages are 8.5% higher than last year.
- Capital is higher in FY 2026 due to the Emergency Pipe Repair on Ewingville Drive.

CITY OF FRANKLIN – 1ST QUARTER REPORT 2026

Water/Sewer (cont.)

Customer Service Revenue			
<u>Service Revenue</u>	<u>Frequency</u>	<u>FY 2026</u>	<u>FY 2025</u>
Water	Monthly	\$4,846,273	\$5,080,796
Sewer	Monthly	\$7,804,037	\$7,819,297
Reclaimed	Monthly	<u>\$66,711</u>	<u>\$74,322</u>
Totals		<u>\$12,717,021</u>	<u>\$12,974,414</u>

Grant Revenue - Water/Sewer			
<u>Grant Name</u>	<u>Purpose</u>	<u>FY 2026</u>	<u>FY 2025</u>
American Rescue Plan	Negative and Economic Impact	\$0	\$1,303,632
American Rescue Plan-TDEC	COVID 19 Assistance	<u>\$745,670</u>	<u>\$3,556,652</u>
Totals		<u>\$745,670</u>	<u>\$4,860,284</u>

Salaries & Wages - Water/Sewer Fund			
<u>Wage Type</u>	<u>Frequency</u>	<u>FY 2026</u>	<u>FY 2025</u>
Regular	5 Payrolls	\$1,520,527	\$1,377,062
Overtime	5 Payrolls	<u>\$68,355</u>	<u>\$87,314</u>
		<u>\$1,588,881</u>	<u>\$1,464,376</u>

CITY OF FRANKLIN – 1ST QUARTER REPORT 2026

Water/Sewer (cont.)

Employee Benefits - Water/Sewer Fund				
<u>Account Type</u>	<u>Frequency</u>	<u>FY 2026</u>	<u>FY 2025</u>	
FICA (Employer's Share)	5 Payrolls	\$117,001	\$108,307	
Medical/Vision	Monthly	\$315,232	\$302,750	
Dental	Monthly	\$12,469	\$11,867	
Other Group Insurance	Monthly	\$9,364	\$8,832	
Retirement		\$422,024	\$382,690	
Unemployment		\$0	\$100	
Workers Compensation	Monthly	<u>\$2,921</u>	<u>\$50,672</u>	
		<u>\$879,011</u>	<u>\$865,219</u>	

Capital Expenditures - Water and Sewer					
<u>Project</u>	<u>Asset</u>	<u>Stage</u>	<u>FY 2026</u>	<u>FY 2025</u>	
---	Liberty Pike Water Line	Reimbursement	\$331,237	\$0	
Adams Street Water and Sewer Improvements	Adams Street Water Line	Construction	\$0	\$143,224	
Adams Street Water and Sewer Improvements	Adams Street Sewer Line	Construction	\$0	\$143,224	
Bicentennial Park Improvements	Bicentennial Park Water Lines	Construction	\$0	\$197,518	
Bundled Bridges Project	Mallory Lane Sewer Line	Construction	\$0	\$2,603	
Carter's Creek Pump Station Improvements	Carter's Creek Pump Station	Design	\$0	\$25,035	
Downtown Area/Lewisburg Resiliency Improvements	Downtown Area/Lewisburg Sewer Lines	Construction	\$371,733	\$680,558	
Downtown Area/Lewisburg Resiliency Improvements	Downtown Area/Lewisburg Water Lines	Construction	\$246,634	\$623,075	
FRP Emergency Repair	Ewingville Drive Sewer Line	Construction	\$1,200,489	\$0	
Long Lane Improvements	Easement Acquisition	Purchase	\$253,220	\$0	
South Prong Drainage Basin Sanitary Sewer Improvement	Easement Acquisition	Purchase	\$0	\$335,000	
Southeast Wastewater Capacity Study	Future SE Wastewater Facility	Design	\$122,141	\$24,992	
Water Reclamation Facility Rehab and Resiliency	Water Reclamation Facility	Design	<u>\$93,140</u>	<u>\$19,691</u>	
Totals			<u>\$2,618,593</u>	<u>\$2,194,920</u>	

CITY OF FRANKLIN – 1ST QUARTER REPORT 2026

On the Horizon

March 2026						
Su	Mo	Tu	We	Th	Fr	Sa
1	2	3	4	5	6	7
8	9	10	11	12	13	14
15	16	17	18	19	20	21
22	23	24	25	26	27	28
29	30	31				

April 2026						
Su	Mo	Tu	We	Th	Fr	Sa
			1	2	3	4
5	6	7	8	9	10	11
12	13	14	15	16	17	18
19	20	21	22	23	24	25
26	27	28	29	30		

May 2026						
Su	Mo	Tu	We	Th	Fr	Sa
					1	2
3	4	5	6	7	8	9
10	11	12	13	14	15	16
17	18	19	20	21	22	23
24	25	26	27	28	29	30
31						

- Thursday, March 5, 2026 Budget and Finance Committee Meeting. Budget Presentations continue.
- Thursday, March 19, 2026 Budget and Finance Committee Meeting, Budget Presentations continue.
- Thursday, April 9, 2026 Budget and Finance Committee Meeting
- Thursday, May 14th, 2026 Budget and Finance Committee Meeting; City Administrator Budget Presentation

City of Franklin Finance Department

Mailing Address: 109 3rd Avenue South
Interim Location: 740 Columbia Avenue
Tel 615-791-1457
Fax 615-791-1955
franklintn.gov





File #: 21-0740

DATE: 2/19/2026
TO: Budget & Finance Committee
FROM: Margaret Wilson, Finance Director

SUBJECT:

Monthly Reports For February 2026

PURPOSE:

The purpose of this memorandum is to provide information to the Franklin Budget and Finance Committee concerning critical revenue streams that influence performance versus budget.

BACKGROUND/STAFF COMMENTS:

Beginning with the executive summary, the reports include:

- Schedule 1: Local Sales Tax - November 2025
- Schedule 2: Building Permits - December 2025
- Schedule 3: Road Impact Fees - December 2025
- Schedule 4: Parkland Impact Fees - December 2025
- Schedule 5: Facilities Tax (City) - December 2025
- Schedule 6: Facilities Tax (County) - December 2025
- Schedule 7: Gasoline Tax (Street Aid Fund) - November 2025
- Schedule 8: Hotel/Motel Tax - November 2025
- Schedule 9: Conference Center - December 2025

FINANCIAL IMPACT:

There is no financial impact from the reports. Reports are provided to show any variance from budget.

RECOMMENDATION:

There is no staff recommendation. Reports are for information only.



City of Franklin
Monthly Reports for February 2026
EXECUTIVE SUMMARY

Schedule 1: Local Sales Tax (November 2025)

The local sales tax remittance from the State of Tennessee for November 2025 sales (received by the City in January 2026) was \$5,792,436 compared to \$5,505,704 for the same month in FY 2025, a monthly year-over-year increase of \$286,732 or 5.2%.

Schedule 2: Building Permits (December 2025)

2026 fiscal year to date is less than 2025 by 18.0% and compared to 2026 budget is less by 22.8%.

Schedule 3: Road Impact Fees * (December 2025)

Combined 2026 fiscal year to date compared to 2025 is 30.0% more, and compared to 2026 budget is less by 11.6%. By quadrant, Arterial Area 2026 fiscal year to date compared to 2025 is 78.9% more, and compared to 2026 budget is more by 14.2%. Coll Area 1 2026 fiscal year to date compared to 2025 is 137.5% more, and compared to 2026 budget is less by 18.2%; Coll Area 2 2026 fiscal year to date compared to 2025 is 91.1% less, and compared to 2026 budget is less by 92.6%; Coll Area 3 2026 fiscal year to date compared to 2025 is 64.1% less, and compared to 2026 budget is less by 53.3%; Coll Area 4 2026 fiscal year to date compared to 2025 is 38.9% less, and compared to 2026 budget is less by 15.6%.

Schedule 4: Parkland Impact Fees (December 2025)

2026 year to date compared to 2025 was \$962,348 more, and compared to 2026 budget is more by \$1,265,130.

Schedule 5: Facilities Tax (City) (December 2025)

2026 fiscal year to date compared to 2025 is 9.7% less, and compared to 2026 budget is less by 27.2%.

Schedule 6: Facilities Tax (County) (December 2025)

2026 fiscal year to date compared to 2025 is 6.5% more, and compared to 2026 budget is 7.9% more.

Schedule 7: Gasoline Taxes (State Street Aid Fund) (November 2025)

The gasoline tax remittance from the State of Tennessee for November 2025 sales (received by the City in January 2026) was \$250,912 compared to \$258,875 for the same month in FY 2025, a decrease of \$7,964.

For budget comparisons, the City anticipated collections of \$260,688 for November 2025, a difference of \$9,776 less, or 3.7%.

Schedule 8: Hotel/Motel Tax (November 2025)

2026 fiscal year to date compared to 2025 is 1.6% less, and compared for 2026 budget is less by 22.0%.

Schedule 9: Conference Center (December 2025)

The City's ½ share of the gain for December 2025 was \$10,774, compared to a loss of \$4,491 for the same month in 2024, an increase of \$15,265.

*** Fees collected from Road Impact, Parkland Impact, and Facilities Tax assessments are one-time revenues used to fund infrastructure improvements and are highly dependent upon timing of development.**



City of Franklin

Finance Department - Monthly Reports

Schedule 1:

Local Sales Tax

Fund

General

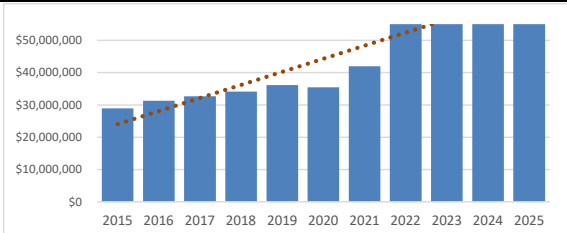
Account:

110-31300-0000

Summary: Tennessee Code Annotated 67-6-702 authorizes the levy of a local sales tax. The maximum rate authorized is 2.75%. The rate increased from 2.25% to the maximum of 2.75% effective April 1, 2018. The tax is applied only to the first \$1,600 of any single article of personal property. The City receives 1/2 of the 2.75% rate collected within the City. Williamson County receives the other 1/2, plus an administrative fee of 1% of the City's 1/2 of the tax. Beginning with April 2018 taxes, the City contributed its share of the .5% increase to the County's School Debt Service. The County withheld the contribution for school debt service from the amount remitted to the City. The 36 month contribution period ended with March 2021 sales (received in May 2021).

Monthly Report for February 2026: The local sales tax remittance from the State of Tennessee for November 2025 sales (received by the City in January 2026) was \$5,792,436 compared to \$5,505,704 for the same month in FY 2025, a monthly year over year increase of \$286,732 or 5.2%.

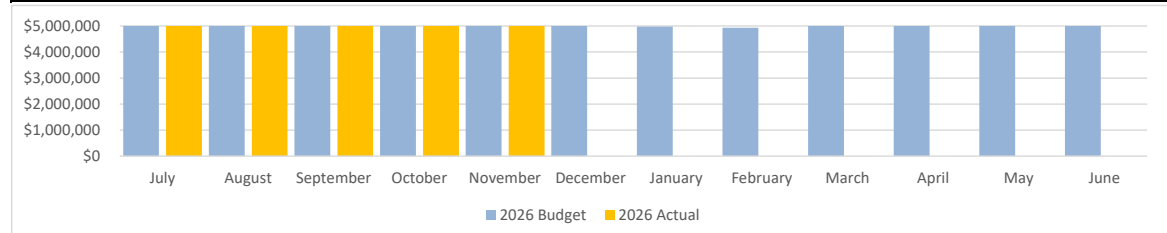
Yearly Summary



Fiscal Year	Amount	\$ Inc./ (Dec.) from Prior Year	% Inc./ (Dec.) from Prior Year	Contribution to County School Debt .5% Apr 2018-Mar 2021
2015	\$28,943,994	\$1,689,252	6.2%	
2016	\$31,309,366	\$2,365,372	8.2%	
2017	\$32,694,268	\$1,384,902	4.4%	
2018	\$34,151,972	\$1,457,704	4.5%	\$1,692,308
2019	\$36,168,178	\$2,016,206	5.9%	\$7,052,013
2020	\$35,453,379	(\$714,799)	-2.0%	\$7,430,205
2021	\$41,999,727	\$6,546,348	18.5%	\$6,298,283
2022	\$57,745,532	\$15,745,805	37.5%	
2023	\$60,556,943	\$2,811,411	4.9%	
2024	\$62,424,823	\$1,867,880	3.1%	
2025	\$65,865,952	\$3,441,129	5.5%	

Average Increase (Decrease) \$ 3,510,110 8.8% \$ 22,472,809

FY26 Month by Month Summary



Month	2025 Actual	2026 Budget	2026 Actual	\$ Inc./ (Dec.) from 2025 Actual	% Inc./ (Dec.) from 2025 Actual	\$ Inc./ (Dec.) from 2026 Budget	% Inc./ (Dec.) from 2026 Budget
July	\$5,451,519	\$5,560,550	\$5,763,246	\$311,726	5.7%	\$202,696	3.6%
August	\$5,361,926	\$5,495,975	\$5,447,628	\$85,701	1.6%	(\$48,347)	-0.9%
September	\$5,453,483	\$5,589,819	\$5,868,691	\$415,208	7.6%	\$278,872	5.0%
October	\$5,345,417	\$5,479,051	\$5,740,323	\$394,906	7.4%	\$261,272	4.8%
November	\$5,505,704	\$5,643,346	\$5,792,436	\$286,732	5.2%	\$149,089	2.6%
December	\$6,641,635	\$6,807,676					
January	\$4,853,221	\$4,974,552					
February	\$4,811,793	\$4,932,087					
March	\$5,726,001	\$5,508,666					
April	\$5,746,353	\$5,579,556					
May	\$5,471,318	\$5,939,989					
June	\$5,497,582	\$5,568,479					

\$65,865,952 **\$67,079,745** **\$28,612,323** **\$298,855** **5.5%** **\$168,716** **3.0%**
Total *Total* *Total* *Average* *Average* *Average* *Average*
\$1,494,274 **\$843,582**
Total *Total*



City of Franklin

Finance Department - Monthly Reports

Schedule 2:

Building Permits

Fund

General Fund

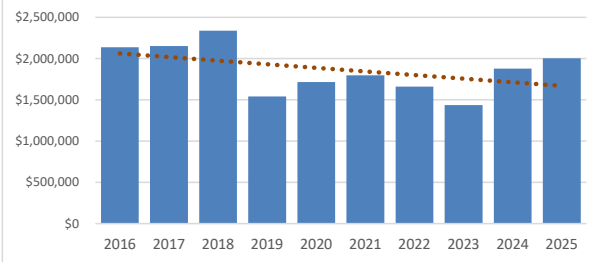
Account:

110-32120-00000

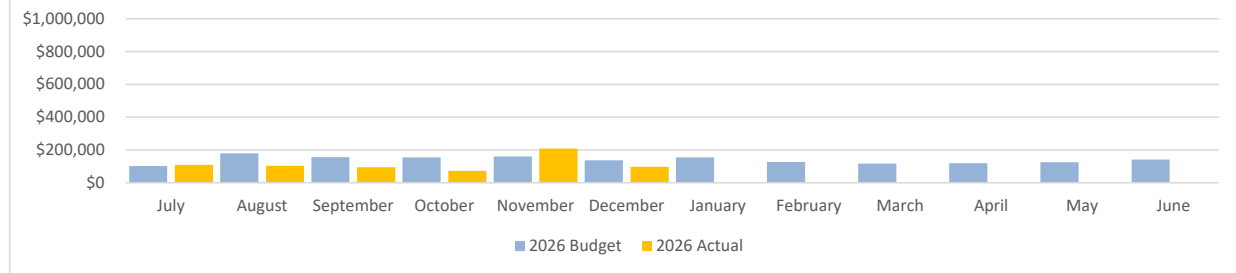
Summary: A part of General Fund Revenues, these fees are paid to the City to offset and pay for the staffing costs borne by the City to extend services due to construction growth. There has been growth in both residential and commercial sides of development. This revenue has been difficult to predict by month because permits are often obtained and fees paid in advance of construction.

Monthly Report for February 2026: 2026 year-to-date is less than 2025 by 18.0%, and compared to 2026 budget is less by 22.8%.

Yearly Summary



FY26 Month by Month Summary



Fiscal Year	Amount	\$ Inc./ (Dec.) from Prior Year	% Inc./ (Dec.) from Prior Year
2016	\$2,136,322	\$710,134	49.8%
2017	\$2,153,262	\$16,940	0.8%
2018	\$2,339,364	\$186,102	8.6%
2019	\$1,539,655	(\$799,709)	-34.2%
2020	\$1,714,700	\$175,045	11.4%
2021	\$1,796,670	\$81,970	4.8%
2022	\$1,661,426	(\$135,244)	-7.5%
2023	\$1,435,153	(\$226,273)	-13.6%
2024	\$1,878,751	\$443,598	30.9%
2025	\$2,002,762	\$124,011	6.6%

Average Increase (Decrease) \$ 57,657 5.8%

Month	2025 Actual	2026 Budget	2026 Actual	\$ Inc./ (Dec.) from 2025 Actual	% Inc./ (Dec.) from 2025 Actual	\$ Inc./ (Dec.) from 2026 Budget	% Inc./ (Dec.) from 2026 Budget
July	\$111,474	\$101,531	\$109,654	(\$1,820)	-1.6%	\$8,123	8.0%
August	\$174,027	\$180,095	\$103,657	(\$70,370)	-40.4%	(\$76,437)	-42.4%
September	\$158,144	\$156,062	\$94,202	(\$63,942)	-40.4%	(\$61,860)	-39.6%
October	\$134,715	\$153,990	\$72,562	(\$62,153)	-46.1%	(\$81,428)	-52.9%
November	\$143,008	\$160,807	\$209,043	\$66,035	46.2%	\$48,236	30.0%
December	\$116,706	\$137,705	\$97,706	(\$19,000)	-16.3%	(\$39,999)	-29.0%
January	\$138,515	\$155,219					
February	\$120,195	\$126,657					
March	\$429,180	\$117,071					
April	\$192,698	\$119,062					
May	\$163,936	\$126,139					
June	\$120,164	\$140,844					

\$2,002,762	\$1,675,181	\$686,824	(\$25,208)	-18.0%	(\$33,894)	-22.8%
<i>Total</i>	<i>Total</i>	<i>Total</i>	<i>Average</i>	<i>Average</i>	<i>Average</i>	<i>Average</i>
			(\$151,250)		(\$203,365)	
			<i>Total</i>		<i>Total</i>	



City of Franklin

Finance Department - Monthly Reports

Schedule 3:

Road Impact Fees

Fund

Road Impact

Account:

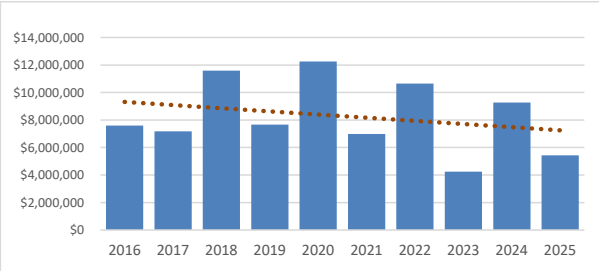
128-(32800-32804)-00000

Summary: The Road Impact Fund is a special revenue fund created for the accounting of expenditures in accord with City Ordinance 88-13 on the proceeds of road impact fees from new development. These funds can be used to pay for new arterial roads, directly or through payment of debt service on bonds associated with the projects. After completing an update of the major thoroughfare plan, the City re-examined the structure of road impact fees which was approved in April 2011. Effective 7/1/2017, collections pertaining to collector roads within the 4 quadrants of Franklin began. This report was updated to show those collections when they occur.

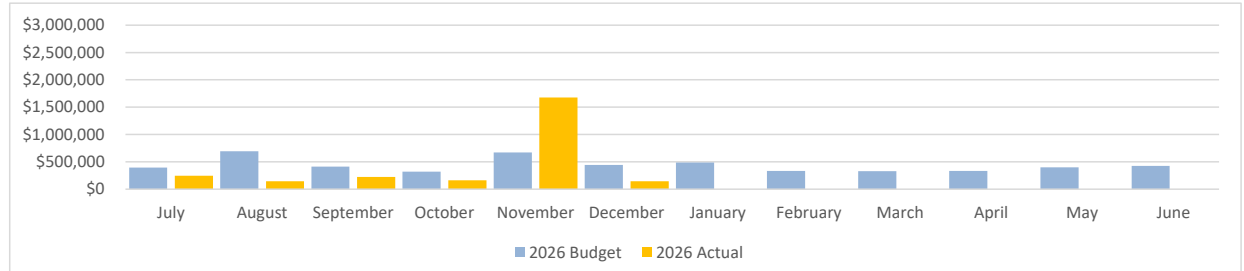
Monthly Report for February 2026: 2026 year-to-date compared to 2025 is 30.0% more, and compared to 2026 budget is less by 11.6%

Note: Fees collected from Road Impact and Facilities Tax assessments are one time revenues used to fund infrastructure improvements and are highly dependent upon timing of development.

Yearly Summary



FY26 Month by Month Summary



Fiscal Year	Amount	\$ Inc./ (Dec.) from Prior Year	% Inc./ (Dec.) from Prior Year
2016	\$7,586,724	\$4,228,293	125.9%
2017	\$7,180,150	(\$406,574)	-5.4%
2018	\$11,585,500	\$4,405,350	61.4%
2019	\$7,659,855	(\$3,925,645)	-33.9%
2020	\$12,251,152	\$4,591,297	59.9%
2021	\$6,975,153	(\$5,275,999)	-43.1%
2022	\$10,641,106	\$3,665,953	52.6%
2023	\$4,235,737	(\$6,405,369)	-60.2%
2024	\$9,276,497	\$5,040,760	119.0%
2025	\$5,425,420	(\$3,851,077)	-41.5%

Average Increase (Decrease) \$ 206,699 23.5%

Month	2025 Actual	2026 Budget	2026 Actual	\$ Inc./ (Dec.) from 2025 Actual	% Inc./ (Dec.) from 2025 Actual	\$ Inc./ (Dec.) from 2026 Budget	% Inc./ (Dec.) from 2026 Budget
July	\$266,704	\$395,011	\$247,828	(\$18,876)	-7.1%	(\$147,183)	-37.3%
August	\$677,680	\$695,692	\$143,665	(\$534,015)	-78.8%	(\$552,027)	-79.3%
September	\$299,897	\$411,220	\$223,355	(\$76,542)	-25.5%	(\$187,865)	-45.7%
October	\$271,144	\$321,836	\$163,662	(\$107,482)	-39.6%	(\$158,174)	-49.1%
November	\$299,136	\$673,366	\$1,675,073	\$1,375,937	460.0%	\$1,001,706	148.8%
December	\$185,648	\$444,795	\$147,103	(\$38,545)	-20.8%	(\$297,692)	-66.9%
January	(\$116,913)	\$487,807					
February	\$128,650	\$333,231					
March	\$2,246,921	\$330,778					
April	\$422,930	\$333,884					
May	\$304,016	\$401,271					
June	\$439,607	\$425,429					

\$5,425,420	\$5,254,320	\$2,600,686	\$100,079	30.0%	(\$56,872)	-11.6%
<i>Total</i>	<i>Total</i>	<i>Total</i>	<i>Average</i>	<i>Average</i>	<i>Average</i>	<i>Average</i>
			\$600,477		(\$341,234)	
			<i>Total</i>		<i>Total</i>	



City of Franklin

Finance Department - Monthly Reports

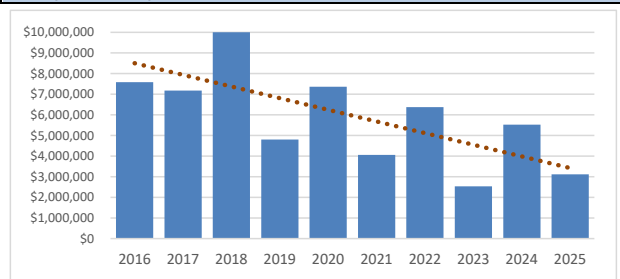
Schedule 3A:	Arterial Area	Fund	Road Impact	Account:	128-32800-00000
---------------------	----------------------	-------------	--------------------	-----------------	------------------------

Summary: The Road Impact Fund is a special revenue fund created for the accounting of expenditures in accord with City Ordinance 88-13 on the proceeds of road impact fees from new development. These funds can be used to pay for new arterial roads, directly or through payment of debt service on bonds associated with the projects. After completing an update of the major thoroughfare plan, the City re-examined the structure of road impact fees which was approved in April 2011.

Monthly Report for February 2026: 2026 year-to-date compared to 2025 is 78.9% more, and compared to 2026 budget is 14.2% more.

Note: Fees collected from Road Impact and Facilities Tax assessments are one time revenues used to fund infrastructure improvements and are highly dependent upon timing of development.

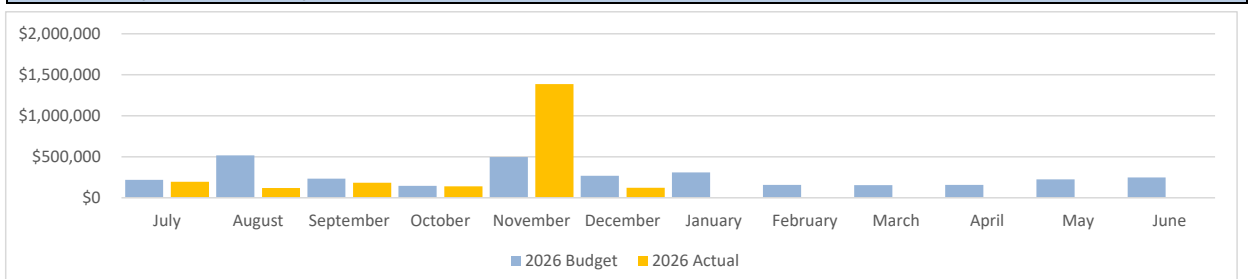
Yearly Summary



Fiscal Year	Amount	\$ Inc./ (Dec.) from Prior Year	% Inc./ (Dec.) from Prior Year
2016	\$7,586,724	\$4,228,293	125.9%
2017	\$7,180,150	(\$406,574)	-5.4%
2018	\$11,084,375	\$3,904,225	54.4%
2019	\$4,800,171	(\$6,284,204)	-56.7%
2020	\$7,359,092	\$2,558,921	53.3%
2021	\$4,061,173	(\$3,297,919)	-44.8%
2022	\$6,371,224	\$2,310,051	56.9%
2023	\$2,530,625	(\$3,840,599)	-60.3%
2024	\$5,520,950	\$2,990,325	118.2%
2025	\$3,118,817	(\$2,402,133)	-43.5%

Average Increase (Decrease) \$ (23,961)

FY26 Month by Month Summary



Month	2025 Actual	2026 Budget	2026 Actual	\$ Inc./ (Dec.) from 2025 Actual	% Inc./ (Dec.) from 2025 Actual	\$ Inc./ (Dec.) from 2026 Budget	% Inc./ (Dec.) from 2026 Budget
July	\$158,721	\$217,708	\$195,869	\$37,148	23.4%	(\$21,839)	-10.0%
August	\$409,639	\$518,389	\$119,625	(\$290,014)	-70.8%	(\$398,764)	-76.9%
September	\$178,460	\$233,917	\$182,302	\$3,842	2.2%	(\$51,615)	-22.1%
October	\$163,400	\$144,533	\$139,630	(\$23,770)	-14.5%	(\$4,903)	-3.4%
November	\$178,077	\$496,064	\$1,385,669	\$1,207,592	678.1%	\$889,606	179.3%
December	\$110,498	\$267,492	\$122,033	\$11,535	10.4%	(\$145,459)	-54.4%
January	(\$194,799)	\$310,504					
February	\$76,578	\$155,928					
March	\$1,337,735	\$153,475					
April	\$253,785	\$156,582					
May	\$180,959	\$223,968					
June	\$265,764	\$248,126					

\$3,118,817	\$3,126,685	\$2,145,128	\$157,722	78.9%	\$44,504	14.2%
<i>Total</i>	<i>Total</i>	<i>Total</i>	<i>Average</i>	<i>Average</i>	<i>Average</i>	<i>Average</i>
			\$946,333		\$267,026	
			<i>Total</i>		<i>Total</i>	



City of Franklin

Finance Department - Monthly Reports

Schedule 3B:

Coll Area 1

Fund

Road Impact

Account:

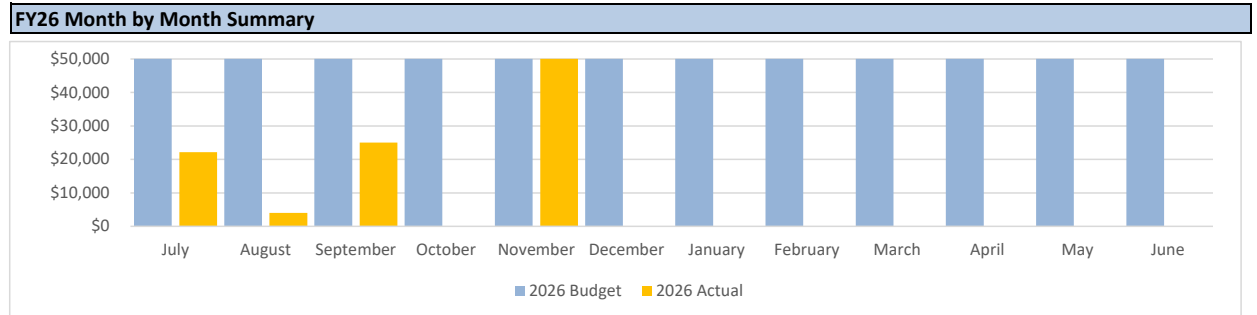
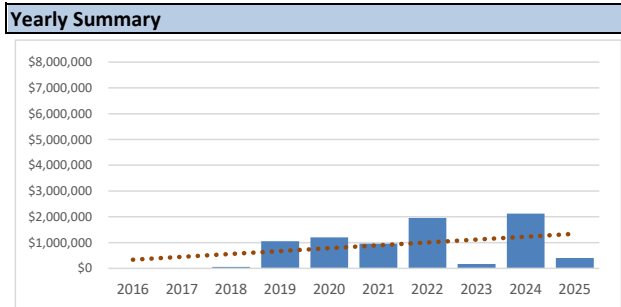
128-32801-00000

Summary: The Road Impact Fund is a special revenue fund created for the accounting of expenditures in accord with City Ordinance 88-13 on the proceeds of road impact fees from new development. These funds can be used to pay for new arterial roads, directly or through payment of debt service on bonds associated with the projects. After completing an update of the major thoroughfare plan, the City re-examined the structure of road impact fees which was approved in April 2011.

Coll Area 1 - Area north of Murfreesboro Road/3rd Avenue South and east of East Main Street/Franklin Road and within the corporate boundaries of the city.

Monthly Report for February 2026: 2026 year-to-date compared to 2025 is 137.5% more, and compared to 2026 budget are less by 18.2%

Note: Fees collected from Road Impact and Facilities Tax assessments are one time revenues used to fund infrastructure improvements and are highly dependent upon timing of development.



Fiscal Year	Amount	\$ Inc./ (Dec.) from Prior Year	% Inc./ (Dec.) from Prior Year
2016			
2017	Breakdown between Quadrants began in FY 2018.		
2018	\$59,923	\$59,923	100.0%
2019	\$1,057,313	\$997,390	1664.5%
2020	\$1,200,036	\$142,723	13.5%
2021	\$956,982	(\$243,054)	-20.3%
2022	\$1,957,665	\$1,000,683	104.6%
2023	\$173,287	(\$1,784,378)	-91.1%
2024	\$2,125,643	\$1,952,356	1126.7%
2025	\$404,032	(\$1,721,611)	-81.0%

Average Increase (Decrease) \$ 49,158

Month	2025 Actual	2026 Budget	2026 Actual	\$ Inc./ (Dec.) from 2025 Actual	% Inc./ (Dec.) from 2025 Actual	\$ Inc./ (Dec.) from 2026 Budget	% Inc./ (Dec.) from 2026 Budget
July	\$0	\$63,561	\$22,179	\$22,179	100.0%	(\$41,381)	-65.1%
August	\$6,680	\$63,561	\$3,987	(\$2,693)	-40.3%	(\$59,574)	-93.7%
September	\$6,680	\$63,561	\$25,042	\$18,362	274.9%	(\$38,519)	-60.6%
October	\$35,934	\$63,561	\$0	(\$35,934)	-100.0%	(\$63,561)	-100.0%
November	\$37,790	\$63,561	\$260,769	\$222,979	590.0%	\$197,208	310.3%
December	\$44,255	\$63,561	\$0	(\$44,255)	-100.0%	(\$63,561)	-100.0%
January	\$50,331	\$63,561					
February	\$34,605	\$63,561					
March	\$13,360	\$63,561					
April	\$68,360	\$63,561					
May	\$92,677	\$63,561					
June	\$13,360	\$63,561					
	\$404,032	\$762,727	\$311,977	\$30,106	137.5%	(\$11,564)	-18.2%
	Total	Total	Total	Average	Average	Average	Average
				\$180,638		(\$69,386)	
				Total		Total	



City of Franklin

Finance Department - Monthly Reports

Schedule 3C:

Coll Area 2

Fund

Road Impact

Account:

128-32802-00000

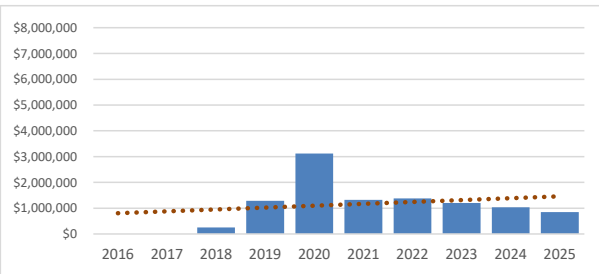
Summary: The Road Impact Fund is a special revenue fund created for the accounting of expenditures in accord with City Ordinance 88-13 on the proceeds of road impact fees from new development. These funds can be used to pay for new arterial roads, directly or through payment of debt service on bonds associated with the projects. After completing an update of the major thoroughfare plan, the City re-examined the structure of road impact fees which was approved in April 2011.

Coll Area 2 - Area south of Murfreesboro Road/3rd Avenue South and east of Columbia Avenue/Columbia Pike and within the corporate boundaries of the city.

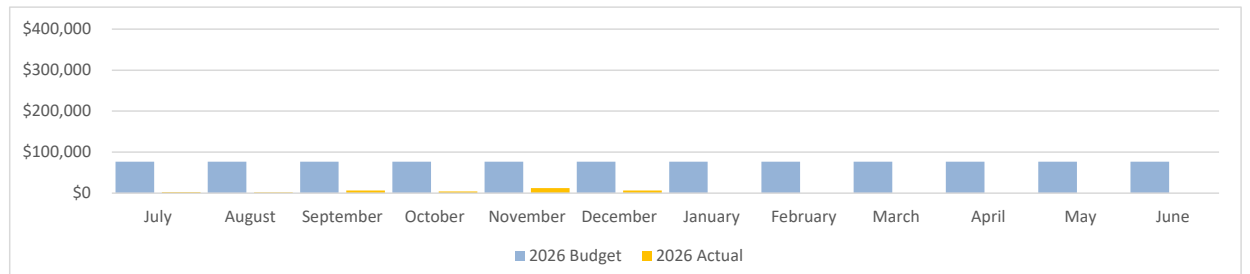
Monthly Report for February 2026: 2026 year-to-date compared to 2025 is 91.1% less, and compared to 2026 budget is less by 92.6%.

Note: Fees collected from Road Impact and Facilities Tax assessments are one time revenues used to fund infrastructure improvements and are highly dependent upon timing of development.

Yearly Summary



FY26 Month by Month Summary



Fiscal Year	Amount	\$ Inc./ (Dec.) from Prior Year	% Inc./ (Dec.) from Prior Year
2016	Breakdown between Quadrants began in FY 2018.		
2017			
2018	\$251,474	\$251,474	100.0%
2019	\$1,286,317	\$1,034,843	100.0%
2020	\$3,118,015	\$1,831,698	142.4%
2021	\$1,326,079	(\$1,791,936)	-57.5%
2022	\$1,374,601	\$48,522	3.7%
2023	\$1,199,356	(\$175,245)	-12.7%
2024	\$1,037,068	(\$162,288)	-13.5%
2025	\$852,711	(\$184,357)	-17.8%

Average Increase (Decrease) \$ 85,891

Month	2025 Actual	2026 Budget	2026 Actual	\$ Inc./ (Dec.) from 2025 Actual	% Inc./ (Dec.) from 2025 Actual	\$ Inc./ (Dec.) from 2026 Budget	% Inc./ (Dec.) from 2026 Budget
July	\$60,388	\$76,817	\$2,658	(\$57,730)	-95.6%	(\$74,159)	-96.5%
August	\$214,601	\$76,817	\$1,711	(\$212,890)	-99.2%	(\$75,106)	-97.8%
September	\$60,732	\$76,817	\$6,708	(\$54,024)	-89.0%	(\$70,109)	-91.3%
October	\$17,535	\$76,817	\$3,987	(\$13,548)	-77.3%	(\$72,830)	-94.8%
November	\$27,295	\$76,817	\$12,264	(\$15,031)	-55.1%	(\$64,553)	-84.0%
December	\$0	\$76,817	\$6,645	\$6,645	100.0%	(\$70,172)	-91.3%
January	\$6,680	\$76,817	\$0				
February	\$6,680	\$76,817	\$0				
March	\$384,835	\$76,817	\$0				
April	\$6,680	\$76,817	\$0				
May	\$14,566	\$76,817	\$0				
June	\$52,719	\$76,817	\$0				
	\$852,711	\$921,806	\$33,973	(\$57,763)	-91.1%	(\$71,155)	-92.6%
	<i>Total</i>	<i>Total</i>	<i>Total</i>	<i>Average</i>	<i>Average</i>	<i>Average</i>	<i>Average</i>
				(\$346,578)		(\$426,930)	
				<i>Total</i>		<i>Total</i>	



City of Franklin

Finance Department - Monthly Reports

Schedule 3D:

Coll Area 3

Fund

Road Impact

Account:

128-32803-00000

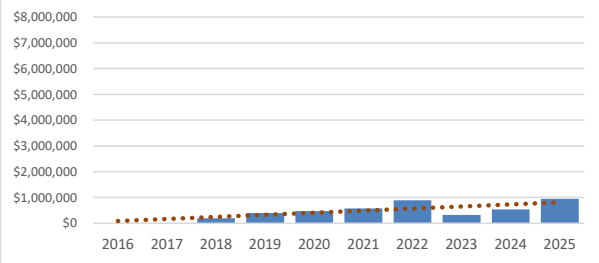
Summary: The Road Impact Fund is a special revenue fund created for the accounting of expenditures in accord with City Ordinance 88-13 on the proceeds of road impact fees from new development. These funds can be used to pay for new arterial roads, directly or through payment of debt service on bonds associated with the projects. After completing an update of the major thoroughfare plan, the City re-examined the structure of road impact fees which was approved in April 2011.

Coll Area 3 - Area south of New Highway 96W and west of 5th Avenue South and Columbia Avenue/Columbia Pike and within the corporate boundaries of the city.

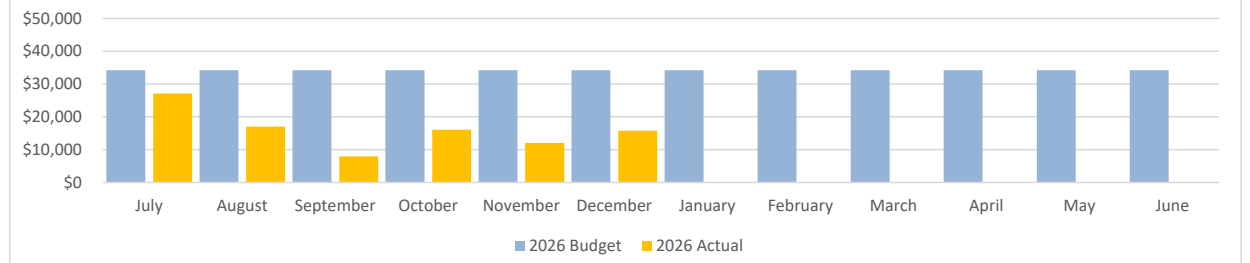
Monthly Report for February 2026: 2026 year-to-date compared to 2025 is 64.1% less, and compared to 2026 budget is 53.3% less.

Note: Fees collected from Road Impact and Facilities Tax assessments are one time revenues used to fund infrastructure improvements and are highly dependent upon timing of development.

Yearly Summary



FY26 Month by Month Summary



Fiscal Year	Amount	\$ Inc./ (Dec.) from Prior Year	% Inc./ (Dec.) from Prior Year
2016	Breakdown between Quadrants began in FY 2018.		
2017			
2018	\$189,728	\$189,728	100.0%
2019	\$400,237	\$210,509	111.0%
2020	\$472,760	\$72,523	18.1%
2021	\$573,304	\$100,544	21.3%
2022	\$891,008	\$317,704	55.4%
2023	\$320,779	(\$570,229)	-64.0%
2024	\$534,724	\$213,945	66.7%
2025	\$945,215	\$410,491	76.8%

Average Increase (Decrease) \$ 107,927

Month	2025 Actual	2026 Budget	2026 Actual	\$ Inc./ (Dec.) from 2025 Actual	% Inc./ (Dec.) from 2025 Actual	\$ Inc./ (Dec.) from 2026 Budget	% Inc./ (Dec.) from 2026 Budget
July	\$47,595	\$34,234	\$27,122	(\$20,473)	-43.0%	(\$7,112)	-20.8%
August	\$46,760	\$34,234	\$17,013	(\$29,747)	-63.6%	(\$17,221)	-50.3%
September	\$43,420	\$34,234	\$7,974	(\$35,446)	-81.6%	(\$26,260)	-76.7%
October	\$53,440	\$34,234	\$16,058	(\$37,382)	-70.0%	(\$18,176)	-53.1%
November	\$45,954	\$34,234	\$12,040	(\$33,914)	-73.8%	(\$22,193)	-64.8%
December	\$30,060	\$34,234	\$15,767	(\$14,293)	-47.5%	(\$18,467)	-53.9%
January	\$17,535	\$34,234	\$0				
February	\$10,787	\$34,234	\$0				
March	\$500,971	\$34,234	\$0				
April	\$50,100	\$34,234	\$0				
May	\$5,010	\$34,234	\$0				
June	\$93,583	\$34,234	\$0				
	\$945,215	\$410,805	\$95,974	(\$28,542)	-64.1%	(\$18,238)	-53.3%
	Total	Total	Total	Average	Average	Average	Average
				(\$171,255)		(\$109,428)	
				Total		Total	



City of Franklin

Finance Department - Monthly Reports

Schedule 3E:

Coll Area 4

Fund

Road Impact

Account:

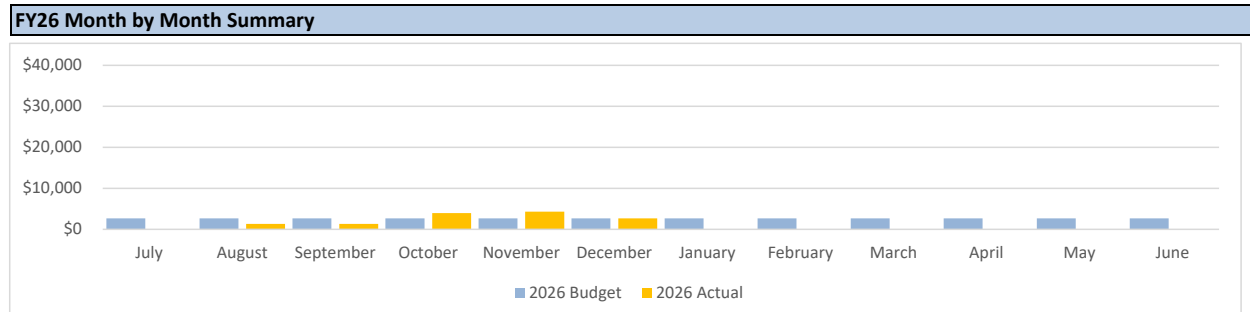
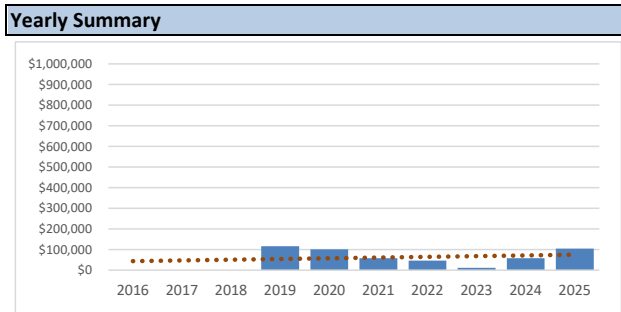
128-32804-00000

Summary: The Road Impact Fund is a special revenue fund created for the accounting of expenditures in accord with City Ordinance 88-13 on the proceeds of road impact fees from new development. These funds can be used to pay for new arterial roads, directly or through payment of debt service on bonds associated with the projects. After completing an update of the major thoroughfare plan, the City re-examined the structure of road impact fees which was approved in April 2011.

Coll Area 4 - Area north of New Highway 96W, 5th Avenue North, Main Street and west of East Main Street and Franklin Road and within the corporate boundaries of the city.

Monthly Report for February 2026: 2026 year-to-date compared to 2025 is 38.9% less, and compared to 2026 budget is 15.6% less.

Note: Fees collected from Road Impact and Facilities Tax assessments are one time revenues used to fund infrastructure improvements and are highly dependent upon timing of development.



Fiscal Year	Amount	\$ Inc./ (Dec.) from Prior Year	% Inc./ (Dec.) from Prior Year
2016			
2017	Breakdown between Quadrants began in FY 2018.		
2018			
2019	\$115,817	\$115,817	100.0%
2020	\$101,249	(\$14,568)	-12.6%
2021	\$57,615	(\$43,634)	-43.1%
2022	\$46,608	(\$11,007)	-19.1%
2023	\$11,690	(\$34,918)	-74.9%
2024	\$58,112	\$46,422	397.1%
2025	\$104,645	\$46,533	80.1%

Average Increase (Decrease) \$ (1,862)

Month	2025 Actual	2026 Budget	2026 Actual	\$ Inc./ (Dec.) from 2025 Actual	% Inc./ (Dec.) from 2025 Actual	\$ Inc./ (Dec.) from 2026 Budget	% Inc./ (Dec.) from 2026 Budget
July	\$0	\$2,691	\$0	\$0	100.0%	(\$2,691)	-100.0%
August	\$0	\$2,691	\$1,329	\$1,329	100.0%	(\$1,362)	-50.6%
September	\$10,605	\$2,691	\$1,329	(\$9,276)	-87.5%	(\$1,362)	-50.6%
October	\$835	\$2,691	\$3,987	\$3,152	377.5%	\$1,296	48.1%
November	\$10,020	\$2,691	\$4,330	(\$5,690)	-56.8%	\$1,639	60.9%
December	\$835	\$2,691	\$2,658	\$1,823	218.3%	(\$33)	-1.2%
January	\$3,340	\$2,691					
February	\$0	\$2,691					
March	\$10,020	\$2,691					
April	\$44,005	\$2,691					
May	\$10,804	\$2,691					
June	\$14,181	\$2,691					
Total	\$104,645	\$32,297	\$13,633	(\$1,444)	-38.9%	(\$419)	-15.6%
	<i>Total</i>	<i>Total</i>	<i>Total</i>	<i>Average</i>	<i>Average</i>	<i>Average</i>	<i>Average</i>
				(\$8,662)		(\$2,516)	
				<i>Total</i>		<i>Total</i>	



City of Franklin

Finance Department - Monthly Reports

Schedule 4:

Parkland Fees

Fund

Parkland Impact

Account:

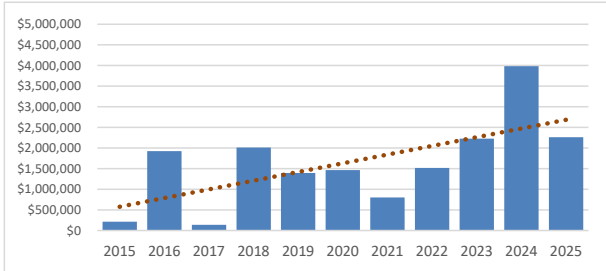
155-(32750-32754)-00000

Summary: The Parkland Dedication Fund is a special revenue fund created in FY 2015 for the purpose of satisfying requirements of Section 5.5.4 of the City of Franklin Zoning Ordinance for developers seeking alternatives to the development of greenspace within developments. Funds can be used only for the acquisition or development of public parks, greenways/blue ways, open space sites, and related facilities.

Monthly Report for February 2026: 2026 year-to-date compared to 2025 is \$962,348 more, and compared to 2026 budget is more by \$1,265,130.

Note: Fees collected from Parkland Impact are one time revenues used to fund park projects and improvements and are highly dependent upon timing of development.

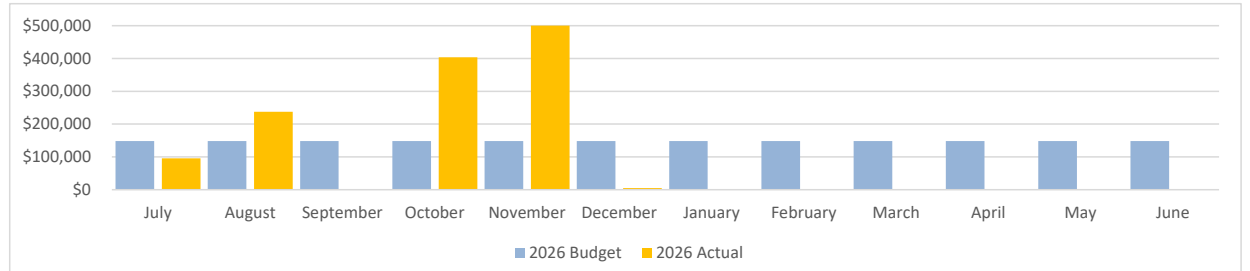
Yearly Summary



Fiscal Year	Amount	\$ Inc./ (Dec.) from Prior Year	% Inc./ (Dec.) from Prior Year
2015	\$211,848	\$211,848	100.0%
2016	\$1,923,145	\$1,711,297	807.8%
2017	\$137,454	(\$1,785,691)	-92.9%
2018	\$2,010,056	\$1,872,602	1362.3%
2019	\$1,394,772	(\$615,283)	-30.6%
2020	\$1,464,200	\$69,428	5.0%
2021	\$800,544	(\$663,656)	-45.3%
2022	\$1,516,084	\$715,540	89.4%
2023	\$2,225,168	\$709,084	46.8%
2024	\$3,983,352	\$1,758,184	79.0%
2025	\$2,263,952	(\$1,719,400)	-43.2%

Average Increase (Decrease) **\$205,814** **207.1%**

FY26 Month by Month Summary



Month	2025 Actual	2026 Budget	2026 Actual	\$ Inc./ (Dec.) from 2025 Actual	% Inc./ (Dec.) from 2025 Actual	\$ Inc./ (Dec.) from 2026 Budget	% Inc./ (Dec.) from 2026 Budget
July	\$0	\$148,417	\$95,652	\$95,652	100.0%	(\$52,765)	-35.6%
August	\$4,304	\$148,417	\$237,684	\$233,380	5422.4%	\$89,267	60.1%
September	\$781,176	\$148,417	\$0	(\$781,176)	-100.0%	(\$148,417)	-100.0%
October	\$132,348	\$148,417	\$403,388	\$271,040	204.8%	\$254,971	171.8%
November	\$21,520	\$148,417	\$1,413,640	\$1,392,120	6469.0%	\$1,265,223	852.5%
December	\$253,936	\$148,417	\$5,268	(\$248,668)	-97.9%	(\$143,149)	-96.5%
January	\$21,520	\$148,417	\$0				
February	\$0	\$148,417	\$0				
March	\$95,876	\$148,417	\$0				
April	\$19,304	\$148,417	\$0				
May	\$60,256	\$148,417	\$0				
June	\$873,712	\$148,417	\$0				
	\$2,263,952	\$1,781,004	\$2,155,632	\$160,391	80.6%	\$210,855	142.1%
	<i>Total</i>	<i>Total</i>	<i>Total</i>	<i>Average</i>	<i>Average</i>	<i>Average</i>	<i>Average</i>
				\$962,348		\$1,265,130	
				<i>Total</i>		<i>Total</i>	



City of Franklin

Finance Department - Monthly Reports

Schedule 5:

Facilities Tax (City)

Fund

Facilities Tax

Account:

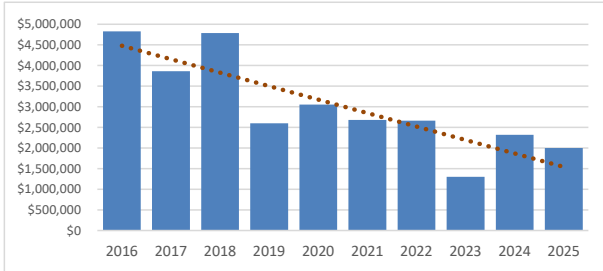
130-31600-00000

Summary: A special revenue fund used to account for the proceeds authorized by a private act of the Tennessee General Assembly of 1987 for the City to levy and collect a privilege tax on new development to provide that new development contribute its fair share of providing new public facilities made necessary by growth. Such taxes may be expended only on police, fire, sanitation, and parks and recreation.

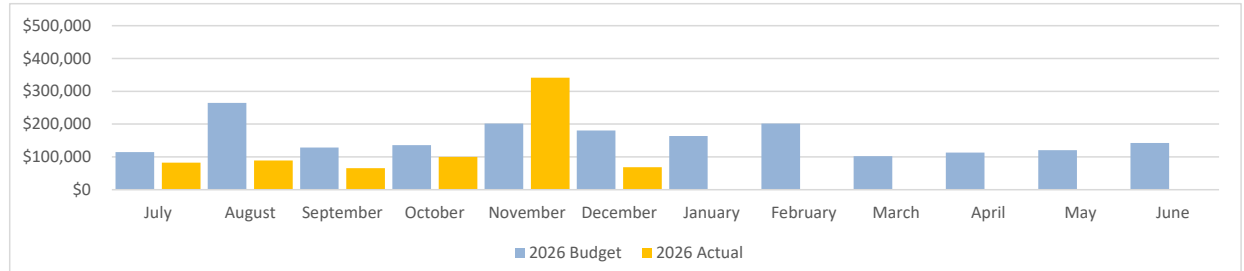
Monthly Report for February 2026: 2026 year-to-date compared to 2025 is 9.7% less, and compared to 2026 budget is less by 27.2%.

Note: Fees collected from Road Impact and Facilities Tax assessments are one time revenues used to fund infrastructure improvements and are highly dependent upon timing of development.

Yearly Summary



FY26 Month by Month Summary



Fiscal Year	Amount	\$ Inc./ (Dec.) from Prior Year	% Inc./ (Dec.) from Prior Year
2016	\$4,827,968	\$2,359,495	95.6%
2017	\$3,864,453	(\$963,515)	-20.0%
2018	\$4,788,042	\$923,589	23.9%
2019	\$2,598,810	(\$2,189,232)	-45.7%
2020	\$3,051,110	\$452,300	17.4%
2021	\$2,682,395	(\$368,715)	-12.1%
2022	\$2,666,214	(\$16,181)	-0.6%
2023	\$1,301,950	(\$1,364,264)	-51.2%
2024	\$2,321,255	\$1,019,305	78.3%
2025	\$1,999,441	(\$321,814)	-13.9%

Average Increase (Decrease) **(\$46,903)** **7.2%**

Month	2025 Actual	2026 Budget	2026 Actual	\$ Inc./ (Dec.) from 2025 Actual	% Inc./ (Dec.) from 2025 Actual	\$ Inc./ (Dec.) from 2026 Budget	% Inc./ (Dec.) from 2026 Budget
July	\$114,797	\$114,320	\$82,299	(\$32,498)	-28.3%	(\$32,021)	-28.0%
August	\$194,716	\$264,815	\$88,943	(\$105,773)	-54.3%	(\$175,872)	-66.4%
September	\$152,114	\$128,753	\$65,762	(\$86,352)	-56.8%	(\$62,991)	-48.9%
October	\$115,875	\$135,679	\$100,218	(\$15,657)	-13.5%	(\$35,461)	-26.1%
November	\$119,705	\$201,769	\$341,720	\$222,015	185.5%	\$139,951	69.4%
December	\$130,097	\$180,853	\$68,218	(\$61,879)	-47.6%	(\$112,635)	-62.3%
January	\$97,098	\$163,686					
February	\$58,567	\$201,377					
March	\$612,667	\$102,542					
April	\$183,354	\$113,202					
May	\$134,098	\$120,704					
June	\$86,353	\$142,827					

\$1,999,441	\$1,870,527	\$747,160	(\$13,357)	-9.7%	(\$46,505)	-27.2%
<i>Total</i>	<i>Total</i>	<i>Total</i>	<i>Average</i>	<i>Average</i>	<i>Average</i>	<i>Average</i>
			(\$80,144)		(\$279,030)	
			<i>Total</i>		<i>Total</i>	



City of Franklin

Finance Department - Monthly Reports

Schedule 6:	Facilities Tax (County)	Fund	Facilities Tax (County)	Account:	132-31600-0000
--------------------	--------------------------------	-------------	--------------------------------	-----------------	-----------------------

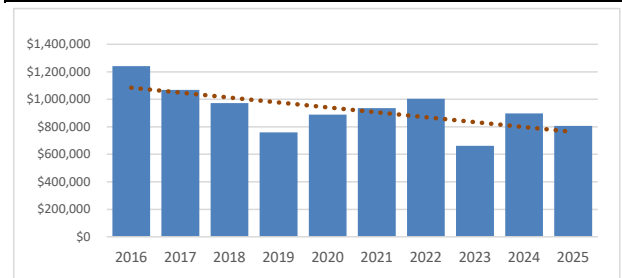
Summary: City's share of Williamson county's Adequate School Facilities Tax. 30% of the proceeds are distributed to the incorporated cities within the county, and an additional 30% is divided pro rata among the incorporated cities based on population in the last decennia census. All funds are to be used for the purpose of providing public facilities, the need for which is reasonably related to new development. The County uses 100% of its amount for public school purposes.

Monthly Report for February 2026: 2026 year-to-date compared to 2025 is 6.5% more, and compared to 2026 budget is 7.9% more.

Note: Fees collected from Road Impact and Facilities Tax assessments are one time revenues used to fund infrastructure improvements and are highly dependent upon timing of development.

Note: Recorded in Capital Projects Fund beginning in FY 2011 (as per Resolution 2010-69). In June 2017, the County Facilities Tax Fund was created. Funds remaining in the Capital Projects Fund were transferred to the new fund.

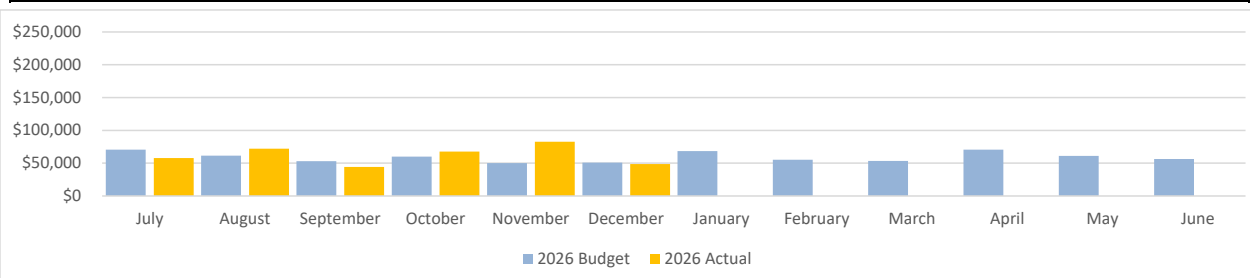
Yearly Summary



Fiscal Year	Amount	\$ Inc./ (Dec.) from Prior Year	% Inc./ (Dec.) from Prior Year
2016	\$1,241,241	\$258,636	26.3%
2017	\$1,068,030	(\$173,211)	-14.0%
2018	\$971,814	(\$96,216)	-9.0%
2019	\$759,873	(\$211,941)	-21.8%
2020	\$889,427	\$129,554	17.0%
2021	\$935,555	\$46,128	5.2%
2022	\$1,003,415	\$67,860	7.3%
2023	\$661,526	(\$341,889)	-34.1%
2024	\$896,506	\$234,980	35.5%
2025	\$805,740	(\$90,766)	-10.1%

Average Increase (Decrease) \$ **(17,687)** **-1.3%**

FY26 Month by Month Summary



Month	2025 Actual	2026 Budget	2026 Actual	\$ Inc./ (Dec.) from 2025 Actual	% Inc./ (Dec.) from 2025 Actual	\$ Inc./ (Dec.) from 2026 Budget	% Inc./ (Dec.) from 2026 Budget
July	\$65,661	\$70,571	\$57,751	(\$7,910)	-12.0%	(\$12,820)	-18.2%
August	\$70,000	\$61,476	\$72,139	\$2,140	3.1%	\$10,664	17.3%
September	\$61,992	\$53,045	\$44,448	(\$17,544)	-28.3%	(\$8,597)	-16.2%
October	\$58,938	\$59,842	\$67,874	\$8,936	15.2%	\$8,032	13.4%
November	\$51,689	\$50,183	\$82,520	\$30,831	59.6%	\$32,337	64.4%
December	\$42,117	\$50,874	\$48,543	\$6,426	15.3%	(\$2,331)	-4.6%
January	\$71,186	\$68,386					
February	\$71,483	\$55,319					
March	\$120,936	\$53,253					
April	\$62,116	\$70,699					
May	\$77,070	\$61,208					
June	\$52,552	\$56,462					

\$805,740	\$711,318	\$373,276	\$3,813	6.5%	\$4,547	7.9%
<i>Total</i>	<i>Total</i>	<i>Total</i>	<i>Average</i>	<i>Average</i>	<i>Average</i>	<i>Average</i>
			\$22,879		\$27,285	
			<i>Total</i>		<i>Total</i>	



City of Franklin

Finance Department - Monthly Reports

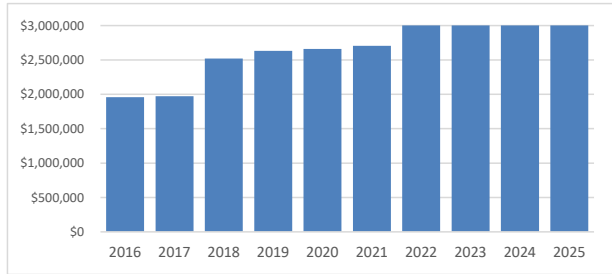
Schedule 7:	Gasoline Tax	Fund	Street Aid	Account:	121-33220-0000
-------------	--------------	------	------------	----------	----------------

Summary: As part of Street Aid Fund Revenues, the City receives a share of the state shared gasoline tax. Gas taxes increased effective July 1, 2017 as part of the IMPROVE Act to help fund state road projects. The tax increased by 4 cents on July 1, and will increase by 1 cent in the next two years. The tax on diesel will increase a total of 10 cents over 3 years.

Monthly Report for February 2026: The gasoline tax remittance from the State of Tennessee for November 2025 sales (received by the City in January 2026) was \$250,912 compared to \$258,875 for the same month in FY 2025, a decrease of \$7,964.

For budget comparisons, the City anticipated collections of \$260,688 for November 2025, a decrease of \$9,776, or 3.7%

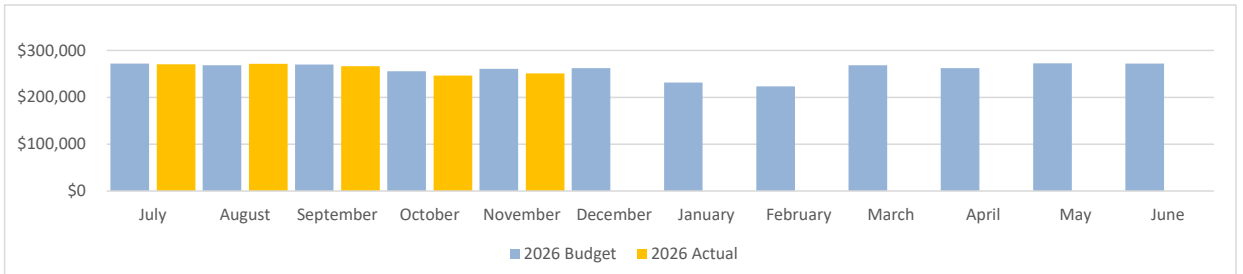
Yearly Summary



Fiscal Year	Amount	\$ Inc./ (Dec.) from Prior Year	% Inc./ (Dec.) from Prior Year
Increase in Gas Tax began July 2017.			
2016	\$1,959,796		
2017	\$1,971,070	\$11,274	0.6%
2018	\$2,520,503	\$549,433	27.9%
2019	\$2,630,997	\$110,494	4.4%
2020	\$2,660,745	\$29,748	1.1%
2021	\$2,706,895	\$46,150	1.7%
2022	\$3,035,484	\$328,589	12.1%
2023	\$3,052,033	\$16,550	0.5%
2024	\$3,071,362	\$19,330	0.6%
2025	\$3,071,876	\$514	0.0%

Average Increase (Decrease) \$ **123,565** **5.4%**

FY26 Month by Month Summary



Month	2025 Actual	2026 Budget	2026 Actual	\$ Inc./ (Dec.) from 2025 Actual	% Inc./ (Dec.) from 2025 Actual	\$ Inc./ (Dec.) from 2026 Budget	% Inc./ (Dec.) from 2026 Budget
July	\$269,954	\$271,844	\$270,562	\$608	0.2%	(\$1,282)	-0.5%
August	\$266,725	\$268,592	\$271,676	\$4,951	1.9%	\$3,084	1.1%
September	\$268,241	\$270,118	\$266,111	(\$2,129)	-0.8%	(\$4,007)	-1.5%
October	\$253,910	\$255,687	\$246,572	(\$7,337)	-2.9%	(\$9,115)	-3.6%
November	\$258,875	\$260,688	\$250,912	(\$7,964)	-3.1%	(\$9,776)	-3.7%
December	\$260,581	\$262,405					
January	\$229,678	\$231,285					
February	\$231,980	\$223,541					
March	\$251,169	\$268,542					
April	\$252,707	\$262,380					
May	\$272,294	\$272,750					
June	\$255,763	\$271,955					

\$3,071,876	\$3,119,787	\$1,305,833	(\$2,374)	-0.9%	(\$4,219)	-1.6%
Total	Total	Total	Average	Average	Average	Average
			(\$11,871)		(\$21,095)	
			Total		Total	



City of Franklin

Finance Department - Monthly Reports

Schedule 8:

Hotel/Motel Tax

Fund

Hotel/Motel Fund

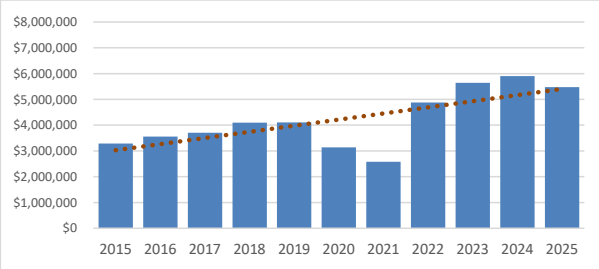
Account:

150-31700-00000

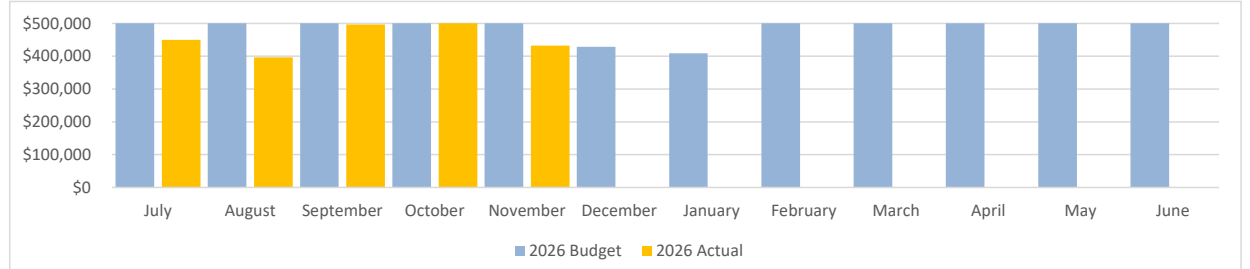
Summary: The Hotel/Motel Fund is a special revenue fund used to account for the locally administered tax levied on the occupancy of hotel and motel rooms, in addition to sales tax. The City of Franklin Hotel/Motel Tax is 4%.

Monthly Report for February 2026: 2026 year-to-date compared to 2025 is 1.6% less, and compared to 2025 budget is less by 22.0%.

Yearly Summary



FY26 Month by Month Summary



Fiscal Year	Amount	\$ Inc./ (Dec.) from Prior Year	% Inc./ (Dec.) from Prior Year
2015	\$3,291,019	\$526,217	19.0%
2016	\$3,557,971	\$266,952	8.1%
2017	\$3,710,589	\$152,618	4.3%
2018	\$4,097,695	\$387,106	10.4%
2019	\$4,103,235	\$5,540	0.1%
2020	\$3,138,814	(\$964,421)	-23.5%
2021	\$2,575,830	(\$562,984)	-17.9%
2022	\$4,875,687	\$2,299,857	89.3%
2023	\$5,638,677	\$762,990	15.6%
2024	\$5,907,179	\$268,502	4.8%
2025	\$5,476,275	(\$430,904)	-7.3%

Average Increase (Decrease) \$ **246,498** **9.4%**

Month	2025 Actual	2026 Budget	2026 Actual	\$ Inc./ (Dec.) from 2025 Actual	% Inc./ (Dec.) from 2025 Actual	\$ Inc./ (Dec.) from 2026 Budget	% Inc./ (Dec.) from 2026 Budget
July	\$476,384	\$601,435	\$449,744	(\$26,640)	-5.6%	(\$151,691)	-25.2%
August	\$426,327	\$535,291	\$396,587	(\$29,740)	-7.0%	(\$138,704)	-25.9%
September	\$508,827	\$642,394	\$496,557	(\$12,270)	-2.4%	(\$145,837)	-22.7%
October	\$580,374	\$732,723	\$585,398	\$5,024	0.9%	(\$147,325)	-20.1%
November	\$407,080	\$513,938	\$432,564	\$25,485	6.3%	(\$81,374)	-15.8%
December	\$340,358	\$429,037					
January	\$323,795	\$408,791					
February	\$383,000	\$539,986					
March	\$495,397	\$682,284					
April	\$493,882	\$736,543					
May	\$522,547	\$736,820					
June	\$518,305	\$834,400					

\$5,476,275	\$7,393,640	\$2,360,850	(\$7,628)	-1.6%	(\$132,986)	-22.0%
<i>Total</i>	<i>Total</i>	<i>Total</i>	<i>Average</i>	<i>Average</i>	<i>Average</i>	<i>Average</i>
			(\$38,142)		(\$664,931)	
			<i>Total</i>		<i>Total</i>	



City of Franklin

Finance Department - Monthly Reports

Schedule 9:	Conference Center Profit/(Loss)	Fund	Hotel/Motel	Account:	150-84910-47100
--------------------	--	-------------	--------------------	-----------------	------------------------

Summary: As part of Hotel/Motel, the City receives half of the profit/(loss) from the Conference Center.

Monthly Report for February 2026: The gain for December 2025 was \$10,774 compared to a less of \$4,491 for the same month in 2024, an increase of \$15,265.

MONTHLY - Conference Center Financials Jul 25-Jun 26

	Jul 25	Aug 25	Sep 25	Oct 25	Nov 25	Dec 25	Jan 26	Feb 26	Mar 26	Apr 26	May 26	Jun 26	Total
Gross Revenue	577,138	3,324	993,954	1,059,888	811,161	794,241							4,239,706
House Profit	26,500	(220,348)	303,472	396,861	211,628	103,631							821,744
Less: Fixed Expenses	41,722	41,690	41,864	41,764	42,643	42,372							252,055
Net Income	(15,222)	(262,038)	261,608	355,097	168,985	51,259							559,689
Less: FF&E Reserve 5%	28,857	166	49,698	52,994	40,558	39,712							211,985
Net Cash Flow	(44,079)	(262,204)	211,910	302,103	128,427	21,547							357,704
City 1/2	(22,040)	(131,102)	105,955	151,052	64,214	10,774	-	-	-	-	-	-	178,852

MONTHLY - Conference Center Financials Jul 24-Jun 25

	Jul 24	Aug 24	Sep 24	Oct 24	Nov 24	Dec 24	Jan 25	Feb 25	Mar 25	Apr 25	May 25	Jun 25	Total
Gross Revenue	505,115	780,475	820,547	875,348	787,833	635,122	373,269	1,058,686	406,931	801,690	612,168	433,374	8,090,558
House Profit	23,177	159,000	226,576	271,304	159,974	64,637	(38,919)	430,746	9,259	220,558	88,762	(5,654)	1,609,420
Less: Fixed Expenses	39,589	39,450	39,834	41,430	42,063	41,863	41,971	42,050	41,956	42,268	40,938	40,612	494,024
Net Income	(16,412)	119,550	186,742	229,874	117,911	22,774	(80,890)	388,696	(32,697)	178,290	47,824	(46,266)	1,115,396
Less: FF&E Reserve 5%	25,256	39,090	41,027	43,701	39,392	31,756	18,663	52,934	20,347	40,085	30,608	21,669	404,528
Net Cash Flow	(41,668)	80,460	145,715	186,173	78,519	(8,982)	(99,553)	335,762	(53,044)	138,205	17,216	(67,935)	710,868
City 1/2	(20,834)	40,230	72,858	93,087	39,260	(4,491)	(49,777)	167,881	(26,522)	69,103	8,608	(33,968)	355,434

MONTHLY Differences - Conference Center Financials

	Jul	Aug	Sep	Oct	Nov	Dec	Jan	Feb	Mar	Apr	May	Jun
City 1/2 Difference	(1,206)	(171,332)	33,098	57,965	24,954	15,265						